

C310T

3.6 mm x 10 mm Time-delay, axial-leaded ceramic tube fuses



Product features

- Time-delay
- Axial leaded
- 3.6 mm x 10 mm physical size
- Ceramic tube, nickel-plated brass cap
- Designed to IEC60127-3, Sheet 4

Agency information

- Guide JDXY2/JDXY8, File E19180
- VDE Approval: Certificate Nos. 40030092, 40024327
- CQC Approval: File CQC10012042452, CQC08012023887
- TUV Approval: Certificate No. R50179879001
- KTL Approval: Nos. SU05030-10001, SU05030-10002, SU05001-10002, SU05001-10001

Ordering

- Specify packaging, product, and option code (e.g., C310T-1-R-TR1)

Amp Rating	Electrical Characteristics							
	1.5h	2.1h	2.75h	4h		10h		
Min	Min	Min	Max	Max	Min	Max	Min	Max
3.15mA ~ 6.3A	1hour	100sec	400ms	10sec	150ms	3sec	20ms	150ms

Catalog Number	Voltage Rating Vac	Interrupting Rating 250Vac (Amps)	Typical Cold Resistance (mΩ)*	Typical Melt ft	Typical Voltage Drop (mV)	Agency Approvals				
						VDE	cURus	CQC	TUV	KTL
C310T-3.15-R	250	35	442.80		220		X			
C310T-500-R	250	35	249.80		190	X	X	X		X
C310T-630-R	250	35	73.80		180		X			
C310T-1-R	250	35	75.50		140	X	X	X		X
C310T-1.25-R	250	35	39.50		130		X			
C310T-2-R	250	35	30.00		100	X	X	X		X
C310T-2.5-R	250	35	20.35	2	100	X	X	X		X
C310T-3.15-R	250	35	14.68	3	100	X	X	X		X
C310T-4-R	250	40	20.75	5	100		X	X**	X	X**
C310T-5-R	250	50	9.06	85	100		X	X**	X	X**
C310T-6.3-R	250	63	6.54	163	100		X	X**	X	X**

* DC Cold resistance measured at <10% of rated current.
** Agency approval pending

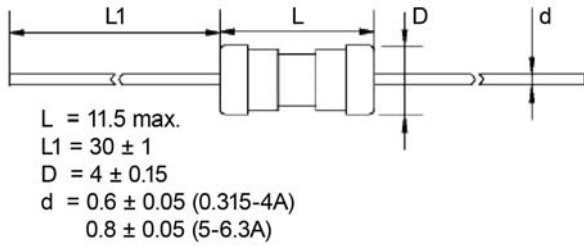


Powering Business Worldwide

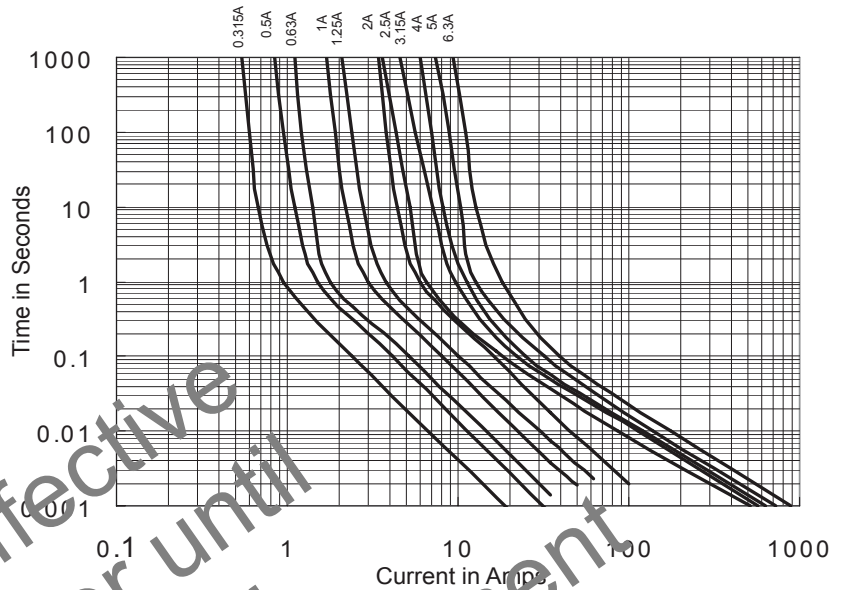
Discontinued, Effective March 31, 2016 or until inventory is depleted. Recommended replacement is C310T-SC. data sheet # 10494

Dimensions - mm

Drawing Not to Scale



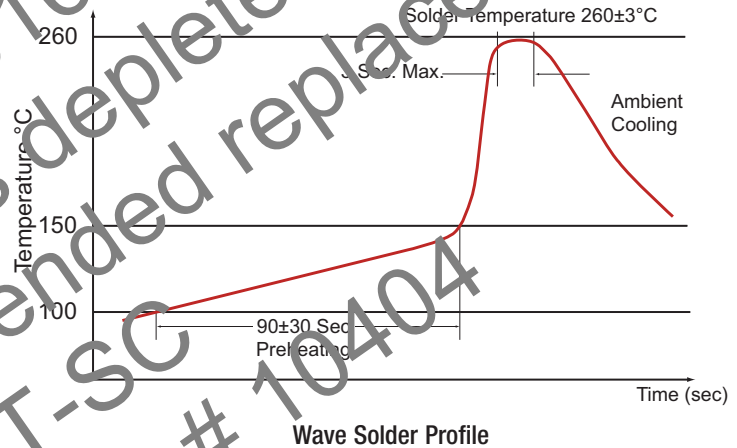
Time-Current Curves



Soldering Information

- Wave Solder: Recommended reservoir temperature of 260°C and 3 seconds maximum.
- Manual Solder*: Generally 4-5 seconds at 350°C.
- Reflow Solder: Not recommended.

*Soldering iron.



Packaging Code	
Packaging Code Suffix	Description
-TR1	1500 Fuses on three (3) reels and five (5) reels in one (1) carton

Life Support Policy: Eaton does not authorize the use of any of its products for use in life support devices or systems without the express written approval of an officer of the Company. Life support systems are devices which support or sustain life, and whose failure to perform, when properly used in accordance with instructions for use provided in the labeling, can be reasonably expected to result in significant injury to the user.

Eaton reserves the right, without notice, to change design or construction of any products and to discontinue or limit distribution of any products. Eaton also reserves the right to change or update, without notice, any technical information contained in this bulletin.

Eaton
Electronics Division
 1000 Eaton Boulevard
 Cleveland, OH 44122
 United States
www.eaton.com/electronics

© 2017 Eaton
 All Rights Reserved
 Printed in USA
 Publication No. 4088 BU-SB08672
 August 2017

Eaton is a registered trademark.

All other trademarks are property of their respective owners.

X-ON Electronics

Largest Supplier of Electrical and Electronic Components

Click to view similar products for [Cartridge Fuses](#) category:

Click to view products by [Eaton](#) manufacturer:

Other Similar products are found below :

[5TT3A-R](#) [MBO-20](#) [MDM-4/10](#) [MDQ-V-15/100](#) [MDX-1-6/10](#) [MDX-2](#) [MDX-3-2/10](#) [MDX-6-1/4](#) [FLSR-15](#) [FLSR-30](#) [FRS-1-1/4](#) [FRS-1-6/10](#) [FRS-4/10](#) [H362003](#) [ABC-2](#) [1/2A](#) [AGC-1-1/2RX](#) [AGC-15EX](#) [AGC-V-3-12-R](#) [AGY-50](#) [15019-G](#) [MSL-1-1/2](#) [MSL-1-1/4](#) [MSL-1/2](#) [MSL-1/4](#) [MSL-3](#) [MSL-3/4](#) [MSL-4](#) [MSL-5](#) [BK1/C436-2A](#) [BK1-GMA-1-6-R](#) [BK1-S505-1-R](#) [BK1-S506-3-15-R](#) [BK/MDM-15](#) [BK/MDM-3/4](#) [S501-V-10A](#) [S505-V-500MA](#) [SEF-1697-1-002](#) [301030](#) [303030](#) [FLA10](#) [FLA-4/10](#) [FLNR-5](#) [20.0M6.3X32F](#) [GGB-17-1/2](#) [301001](#)
[301020](#) [311008](#) [313.25](#) [313.75](#)