

Single Stud Type Junction Blocks

Specifications

Applications: Heavy-duty ground or power connection points in AC or DC circuits. Feed thru or stand alone mount options available for transformers, communication and computer power sections along with various vehicle electrical systems.

Mounting Torque Rating: 48 in-lbs (5.4N•m) max.

Features

Modular design offers design and manufacturing flexibility.

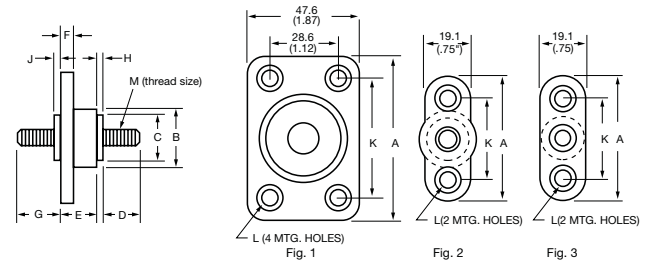
Suggested Max. Termination Ratings

Thread/Stud Size	Amperages
#10	50 amps
#1/4 & M6	100 amps
#5/16	200 amps
#3/8	250 amps
#1/2	400 amps



(Dims. shown are for reference only. Consult factory for latest prints)

Dimensions - mm(in)



Part	Fig.	A	B	C	D	E	F	G	H	J	K	L	M	Max. Torque (in-lbs)	Material	Color
C1925*	1	2.75 (69.8)	1.5 (38.1)	1.25 (31.7)	1.25 (31.7)	1.12 (28.6)	.37 (9.5)	1.12 (28.6)	.19 (4.8)	.19 (4.8)	2.0 (50.8)	.22 dia. w/.44 dia. C'bore x .16 deep	1/2-13	300	Thermoplastic / Zinc-plated Brass	Red
C1925B*	1	2.75 (69.8)	1.5 (38.1)	1.25 (31.7)	1.25 (31.7)	1.12 (28.6)	.37 (9.5)	1.12 (28.6)	.19 (4.8)	.19 (4.8)	2.0 (50.8)	.22 dia. w/.44 dia. C'bore x .16 deep	1/2-13	300	Thermoplastic / Zinc-plated Brass	Black
C1925-1*	1	2.75 (69.8)	1.5 (38.1)	1.25 (31.7)	1.25 (31.7)	1.12 (28.6)	.37 (9.5)	1.12 (28.6)	.19 (4.8)	.19 (4.8)	2.0 (50.8)	.22 dia. w/.44 dia. C'bore x .16 deep	1/2-13	300	Thermoplastic / Tin-plated Brass	Red
C1925-1B*	1	2.75 (69.8)	1.5 (38.1)	1.25 (31.7)	1.25 (31.7)	1.12 (28.6)	.37 (9.5)	1.12 (28.6)	.19 (4.8)	.19 (4.8)	2.0 (50.8)	.22 dia. w/.44 dia. C'bore x .16 deep	1/2-13	300	Thermoplastic / Tin-plated Brass	Black
C1925-2*	1	2.75 (69.8)	1.5 (38.1)	1.25 (31.7)	1.25 (31.7)	1.12 (28.6)	.37 (9.5)	1.12 (28.6)	.19 (4.8)	.19 (4.8)	2.0 (50.8)	.22 dia. w/.44 dia. C'bore x .16 deep	3/8-16	150	Thermoplastic / Tin-plated Brass	Red
C1925-2B*	1	2.75 (69.8)	1.5 (38.1)	1.25 (31.7)	1.25 (31.7)	1.12 (28.6)	.37 (9.5)	1.12 (28.6)	.19 (4.8)	.19 (4.8)	2.0 (50.8)	.22 dia. w/.44 dia. C'bore x .16 deep	3/8-16	150	Thermoplastic / Tin-plated Brass	Black
C1933	1	2.75 (69.8)	1.44 (36.6)	1.25 (31.7)	1.5 (38.1)	1.12 (28.6)	.37 (9.5)	None	.19 (4.8)	None	2.0 (50.8)	.22 dia.	1/2-13	300	Thermoplastic / Zinc-plated Brass	Black
C1933-1	1	2.75 (69.8)	1.44 (36.3)	1.25 (31.7)	1.5 (38.1)	1.12 (28.6)	.37 (9.5)	None	.19 (4.8)	None	2.0 (50.8)	.22 dia.	5/16-18	75	Thermoplastic / Zinc-plated Brass	Black
C1938*	2	2.06 (52.4)	.94 (23.8)	.69 (17.5)	.87 (22.2)	.69 (17.5)	.31 (7.9)	.94 (23.8)	.06 (1.6)	.06 (1.6)	1.31 (33.3)	.22 dia. w/.41 dia. C'bore x .14 deep	3/8-16	200	Thermoplastic / Zinc-plated Brass	Black
C1938R*	2	2.06 (52.4)	.94 (23.8)	.69 (17.5)	.87 (22.2)	.69 (17.5)	.31 (7.9)	.94 (23.8)	.06 (1.6)	.06 (1.6)	1.31 (33.3)	.22 dia. w/.41 dia. C'bore x .14 deep	3/8-16	200	Thermoplastic / Zinc-plated Brass	Red
C1938-1*	2	2.06 (52.4)	.94 (23.8)	.69 (17.5)	.87 (22.2)	.69 (17.5)	.31 (7.9)	.94 (23.8)	.06 (1.6)	.06 (1.6)	1.31 (33.3)	.22 dia. w/.41 dia. C'bore x .14 deep	5/16-18	100	Thermoplastic / Tin-plated Brass	Black
C1938-1R*	2	2.06 (52.4)	.94 (23.8)	.69 (17.5)	.87 (22.2)	.69 (17.5)	.31 (7.9)	.94 (23.8)	.06 (1.6)	.06 (1.6)	1.31 (33.3)	.22 dia. w/.41 dia. C'bore x .14 deep	5/16-18	100	Thermoplastic / Tin-plated Brass	Red
C2791*	3	2.06 (52.4)	.69 (17.5)	.44 (11.2)	.62 (15.9)	.69 (17.5)	.31 (7.9)	.69 (17.5)	.06 (1.6)	.06 (1.6)	1.31 (33.3)	.22 dia. w/.41 dia. C'bore x .14 deep	1/4-20	30	Thermoplastic / Zinc-plated Brass	Black
C2791-R*	3	2.06 (52.4)	.69 (17.5)	.44 (11.2)	.62 (15.9)	.69 (17.5)	.31 (7.9)	.69 (17.5)	.06 (1.6)	.06 (1.6)	1.31 (33.3)	.22 dia. w/.41 dia. C'bore x .14 deep	1/4-20	30	Thermoplastic / Zinc-plated Brass	Red
C2909*	3	2.06 (52.4)	.69 (17.5)	.44 (11.2)	.62 (15.9)	1.0 (25.4)	.31 (7.9)	.69 (17.5)	.06 (1.6)	.06 (1.6)	1.31 (33.3)	.22 dia. w/.41 dia. C'bore x .14 deep	10-32	24	Thermoplastic / Zinc-plated Brass	Black
C2909-1*	3	2.06 (52.4)	.69 (17.5)	.44 (11.2)	.62 (15.9)	1.0 (25.4)	.31 (7.9)	.69 (17.5)	.06 (1.6)	.06 (1.6)	1.31 (33.3)	.22 dia. w/.41 dia. C'bore x .14 deep	1/4-20	30	Thermoplastic / Zinc-plated Brass	Black
C4044*	2	2.06 (52.4)	.87 (22.2)	.62 (15.9)	.62 (15.9)	1.12 (28.6)	.31 (7.9)	.94 (23.8)	.06 (1.6)	.06 (1.6)	1.31 (33.3)	.22 dia. w/.41 dia. C'bore x .14 deep	3/8-16	150	Thermoplastic / Zinc-plated Brass	Black
C4044-1*	2	2.06 (52.4)	.87 (22.2)	.62 (15.9)	.62 (15.9)	1.12 (28.6)	.31 (7.9)	.94 (23.8)	.06 (1.6)	.06 (1.6)	1.31 (33.3)	.22 dia. w/.41 dia. C'bore x .14 deep	3/8-16	150	Thermoplastic / Tin-plated Brass	Black
C4044-1R*	2	2.06 (52.4)	.87 (22.2)	.62 (15.9)	.62 (15.9)	1.12 (28.6)	.31 (7.9)	.94 (23.8)	.06 (1.6)	.06 (1.6)	1.31 (33.3)	.22 dia. w/.41 dia. C'bore x .14 deep	3/8-16	150	Thermoplastic / Tin-plated Brass	Red
C5898*	2	2.06 (52.4)	.94 (23.8)	.69 (17.5)	.87 (22.2)	.69 (17.5)	.31 (7.9)	.94 (23.8)	.06 (1.6)	.06 (1.6)	1.31 (33.3)	.22 dia. w/.41 dia. C'bore x .14 deep	3/8-16	150	Thermoplastic / Zinc-plated Brass	Red
C6344-2	2	2.06 (52.4)	.87 (22.2)	.62 (15.9)	.62 (15.9)	1.12 (28.6)	.31 (7.9)	None	.06 (1.6)	None	1.31 (33.3)	.22 dia. w/.41 dia. C'bore x .14 deep	1/2-20	150	Thermoplastic / Zinc-plated Steel	Black
C7018*	3	2.06 (52.4)	.69 (17.5)	.44 (11.2)	.47 (11.9)	.69 (17.5)	.31 (7.9)	.53 (13.5)	.06 (1.6)	.06 (1.6)	1.31 (33.3)	.22 dia. w/.41 dia. C'bore x .14 deep	M6	55	Thermoplastic / Zinc-plated Steel	Black
C7020*	2	2.06 (52.4)	.94 (23.8)	.69 (17.5)	.88 (22.2)	.69 (17.5)	.31 (8.0)	1.25 (31.8)	.06 (1.6)	.06 (1.6)	1.31 (33.3)	.22 dia. w/.41 dia. C'bore x .14 deep	3/8-16	150	Thermoplastic / Zinc-plated Brass	Red
JB3816-2	2	2.12 (54.0)	.98 (24.9)	.62 (15.9)	.87 (22.2)	.69 (17.5)	.31 (7.9)	None	.06 (1.6)	None	1.37 (34.9)	.22 dia. w/.37 dia. C'bore x .14 deep	3/8-16	150	Thermoplastic / Zinc-plated Steel	Black
JB3816-3	2	2.12 (54.0)	.98 (24.9)	.62 (15.9)	.87 (22.2)	.69 (17.5)	.31 (7.9)	None	.06 (1.6)	None	1.37 (34.9)	.22 dia. w/.37 dia. C'bore x .14 deep	3/8-16	150	Thermoplastic / Zinc-plated Steel	Red

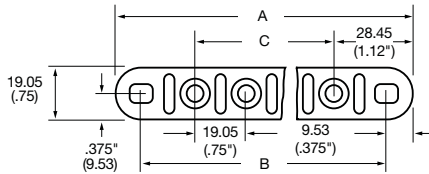
*Feed-thru Options - Nuts & washers; consult factory.

Multiple Stud Type Junction Blocks (Non Feed-Thru)

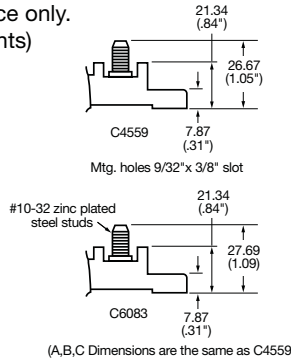
Series C4559 & C6083



Dimensions - mm(in) (Dims. shown are for reference only. Consult factory for latest prints)



Other series available with .750" centers:



(A,B,C Dimensions are the same as C4559)

Specifications

- Rating:** 30A, 600V
- Temperature Rating:** 250°F (120°C)
- Materials:** Black thermoplastic with zinc-plated steel studs
- Termination:** #10-24 Threaded studs on .750" centers. Studs feature a "dog point" to guide nut onto thread
- Torque Rating:** 25 in-lbs (2.8N•m) max
- Mounting Torque Rating:** 24 in-lbs (2.7N•m) max

Options

Positions: 2-16 positions available.

Features

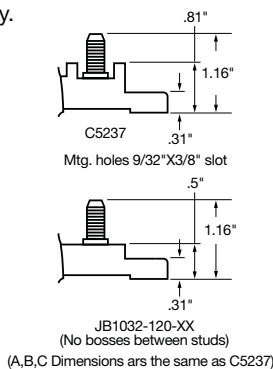
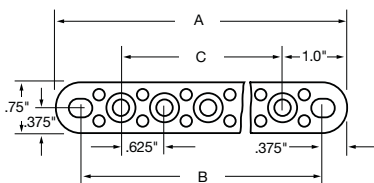
Numbers and arrows molded on top of barriers indicate terminals.
Compliances: E248514; UL/CSA; CE Certified

Part No.	A	B	C
C4559-2	3.00 (76.2)	2.25 (57.1)	0.75 (19.0)
C4559-3	3.75 (95.2)	3.00 (76.2)	1.50 (38.1)
C4559-4	4.50 (114.3)	3.75 (95.2)	2.25 (57.1)
C4559-5	5.25 (133.3)	4.50 (114.3)	3.00 (76.2)
C4559-6	6.00 (152.4)	5.25 (133.3)	3.75 (95.2)
C4559-7	6.75 (171.4)	6.00 (152.4)	4.50 (114.3)
C4559-8	7.50 (190.5)	6.75 (171.4)	5.25 (133.3)
C4559-9	8.25 (209.5)	7.50 (190.5)	6.00 (152.4)
C4559-10	9.00 (228.6)	8.25 (209.5)	6.75 (171.4)
C4559-11	9.75 (247.6)	9.00 (228.6)	7.50 (190.5)
C4559-12	10.50 (266.7)	9.75 (247.6)	8.25 (209.5)
C4559-13	11.25 (285.7)	10.50 (266.7)	9.00 (228.6)
C4559-14	12.00 (308.4)	11.25 (285.7)	9.75 (247.6)
C4559-15	12.75 (323.8)	12.00 (308.4)	10.50 (266.7)
C4559-16	13.50 (342.9)	12.75 (323.8)	11.25 (285.7)

Series C5237 & JB1032



Dimensions - in (Dims. shown are for reference only. Consult factory for latest prints)



(A,B,C Dimensions are the same as C5237)

Specifications

- Rating:** UL: 30A, 300V; CSA: 30A, 600V
- Temperature Rating:** 250°F (120°C)
- Materials:** Black thermoplastic with brass studs
- Termination:** #10-32 Threaded studs on .625" centers. Studs feature a "dog point" to guide nut onto thread
- Torque Rating:** 25 in-lbs (2.8N•m) max
- Mounting Torque Rating:** 24 in-lbs (2.7N•m) max

Options

Positions: 1-15 positions available

Features

Numbers and arrows molded on top of barriers indicate terminals.
Compliances: UL/CSA; CE Certified

Part No.	A	B	C
C5237-1	2.00 (50.8)	1.25 (31.7)	-
C5237-2	2.62 (66.7)	1.87 (47.5)	.625 (15.9)
C5237-3	3.25 (82.5)	2.50 (63.4)	1.25 (31.7)
C5237-4	3.87 (98.4)	3.12 (79.4)	1.87 (47.5)
C5237-5	4.50 (114.3)	3.75 (95.2)	2.50 (63.4)
C5237-6	5.12 (130.8)	4.37 (111.1)	3.12 (79.4)
C5237-7	5.75 (146.0)	5.00 (127.0)	3.75 (95.2)
C5237-8	6.37 (161.9)	5.62 (142.9)	4.37 (111.1)
C5237-9	7.00 (177.8)	6.25 (158.7)	5.00 (127.0)
C5237-10	7.62 (193.7)	6.87 (174.6)	5.62 (142.9)
C5237-11	8.25 (209.5)	7.50 (190.5)	6.25 (158.7)
C5237-12	8.87 (225.4)	8.12 (206.4)	6.87 (174.6)
C5237-13	9.50 (241.3)	8.75 (222.2)	7.50 (190.5)
C5237-14	10.12 (257.2)	9.37 (238.1)	8.12 (206.4)
C5237-15	10.75 (273.0)	10.00 (254.0)	8.75 (222.2)

X-ON Electronics

Largest Supplier of Electrical and Electronic Components

Click to view similar products for [Barrier Terminal Blocks](#) category:

Click to view products by [Eaton](#) manufacturer:

Other Similar products are found below :

[CR151D20104](#) [670A-RZ-15-KT20](#) [6C1N03](#) [6PCR-02](#) [6PCR-02-008](#) [6PCR-05-008](#) [6PCR-08-008](#) [6PCR-09-008](#) [6PCR-13-006](#) [6PCR-15-006](#) [6PCR-21-006](#) [6PCV-06-008](#) [6PCV-06-716](#) [6PCV-09-001](#) [6PCV-10-009](#) [6PCV-15-008](#) [6PCV-17-1206](#) [6PCV-20-323](#) [6PCV-30-006](#) [6STR-06-006](#) [6STR-08-006](#) [6STR-12-008](#) [6STR-13-006](#) [6STR-14-008](#) [6STR-16-008](#) [6STR-17-008](#) [6STR-21-008](#) [6STR-25-008](#) [6STR-27-008](#) [6STV-03-006](#) [6STV-03-008](#) [6STV-04-006](#) [6STV-09-006](#) [6STV-10-006](#) [6WWR-03-693](#) [6WWV-12-008](#) [6WWV-16-008](#) [72212603](#) [72504-C-50](#) [72506-C](#) [72507-C-50](#) [73203](#) [75505-C](#) [75505-C-50](#) [75510-C](#) [77010-50](#) [7C1N08](#) [812-GP-3/4ST-09](#) [8-1437402-5](#) [8-1437402-7](#)