

# FWP 700V 5-1200A



| Type        | Electrical Characteristics |                                       |                  |            | Ordering Information |             |                     | Dimensions    | Curves   |
|-------------|----------------------------|---------------------------------------|------------------|------------|----------------------|-------------|---------------------|---------------|----------|
|             | Rated Current RMS-Amps     | I <sup>2</sup> t (A <sup>2</sup> Sec) |                  | Watts Loss | Part Number          | Carton Qty. | Carton Weight (lbs) | Figure Number | BIF #    |
|             |                            | Pre-arc                               | Clearing at 700V |            |                      |             |                     |               |          |
| FWP<br>700V | 5                          | 1.6                                   | 10               | 1.5        | FWP-5B               | 10          | 2.25                | Fig. 1        | 35785316 |
|             | 10                         | 3.6                                   | 20               | 4          | FWP-10B              |             |                     |               |          |
|             | 15                         | 10                                    | 75               | 5.5        | FWP-15B              |             |                     |               |          |
|             | 20                         | 26                                    | 180              | 6          | FWP-20B              |             |                     |               |          |
|             | 25                         | 44                                    | 340              | 7          | FWP-25B              |             |                     |               |          |
|             | 30                         | 58                                    | 450              | 9          | FWP-30B              |             |                     |               |          |
|             |                            | 35                                    | 34               | 160        | 12                   | FWP-35B     | 5                   | 1.21          | 35785308 |
|             |                            | 40                                    | 76               | 320        | 12                   | FWP-40B     |                     |               |          |
|             |                            | 50                                    | 135              | 600        | 12                   | FWP-50B     |                     |               |          |
|             |                            | 60                                    | 210              | 950        | 15.5                 | FWP-60B     | 1                   | 0.24          | 361      |
|             |                            | 70                                    | 305              | 2000       | 18                   | FWP-70B     |                     |               |          |
|             |                            | 80                                    | 360              | 2400       | 21                   | FWP-80B     |                     |               |          |
|             |                            | 90                                    | 415              | 2700       | 25                   | FWP-90B     |                     |               |          |
|             |                            | 100                                   | 540              | 3500       | 27                   | FWP-100B    |                     |               |          |
|             |                            | 125                                   | 1800             | 7300       | 28                   | FWP-125A    |                     |               |          |
|             |                            | 150                                   | 2900             | 11700      | 32                   | FWP-150A    |                     |               |          |
|             |                            | 175                                   | 4200             | 16700      | 35                   | FWP-175A    |                     |               |          |
|             |                            | 200                                   | 5500             | 22000      | 43                   | FWP-200A    |                     |               |          |
|             |                            | 225                                   | 7700             | 31300      | 45                   | FWP-225A    |                     |               |          |
|             |                            | 250                                   | 10500            | 42500      | 48                   | FWP-250A    |                     |               |          |
|             |                            | 300                                   | 17600            | 71200      | 58                   | FWP-300A    |                     |               |          |
|             |                            | 350                                   | 23700            | 95600      | 65                   | FWP-350A    | 1                   | 1.17          | 361      |
|             |                            | 400                                   | 31000            | 125000     | 78                   | FWP-400A    |                     |               |          |
|             |                            | 450                                   | 36400            | 137000     | 94                   | FWP-450A    |                     |               |          |
|             | 500                        | 45200                                 | 170000           | 107        | FWP-500A             |             |                     |               |          |
|             | 600                        | 66700                                 | 250000           | 122        | FWP-600A             |             |                     |               |          |
|             | 700                        | 54000                                 | 300000           | 125        | FWP-700A             |             |                     |               |          |
|             | 800                        | 78000                                 | 450000           | 140        | FWP-800A             | 1           | 2.39                | 35785308      |          |
|             | 900                        | 91500                                 | 530000           | 150        | FWP-900A             |             |                     |               |          |
|             | 1000                       | 120000                                | 600000           | 170        | FWP-1000A            |             |                     |               |          |
|             | 1200                       | 195000                                | 1100000          | 190        | FWP-1200A            |             |                     |               |          |
|             |                            |                                       |                  |            |                      |             | 1.21                | Fig. 2        |          |
|             |                            |                                       |                  |            |                      |             | 6.60                | Fig. 3        |          |

- Interrupting rating 200kA RMS Symmetrical.
  - Watts loss provided at rated current.
  - (700 Vdc/Interrupting rating 50kA) U.L. Recognition & CSA Component Acceptance on 5 through 100 & 700 through 800 amperes.
  - (700 Vdc/Interrupting rating 10kA) U.L. Recognition & CSA Component Acceptance on 125 through 600 amperes.
- 1 kg = 2.2 lbs 1 lb = 0.45 kg

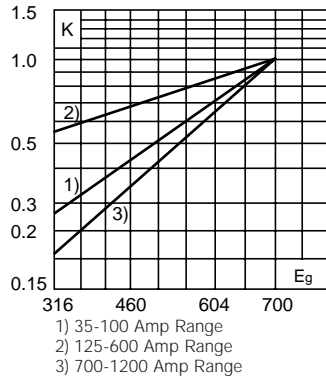
# FWP 700V 5-1200A



## Electrical Characteristics

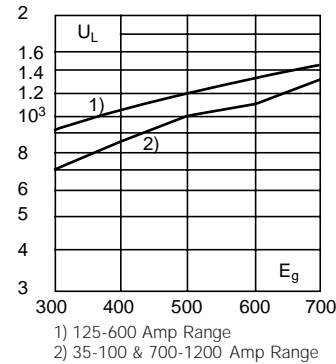
### Total Clearing I<sup>2</sup>t

The total clearing I<sup>2</sup>t at rated voltage and at power factor of 15% are given in the electrical characteristics. For other voltages, the clearing I<sup>2</sup>t is found by multiplying by correction factor, K, given as a function of applied working voltage, E<sub>g</sub>, (RMS).



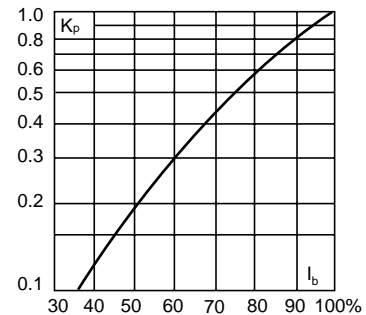
### Arc Voltage

This curve gives the peak arc voltage, U<sub>L</sub>, which may appear across the fuse during its operation as a function of the applied working voltage, E<sub>g</sub>, (RMS) at a power factor of 15%.



### Power Losses

Watts loss at rated current is given in the electrical characteristics. The curve allows the calculation of the power losses at load currents lower than the rated current. The correction factor, K<sub>p</sub>, is given as a function of the RMS load current, I<sub>b</sub>, in % of the rated current.



## Dimensions

Fig. 1: 5-800 Amp Range

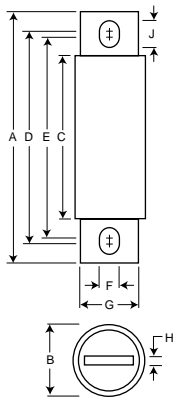


Fig. 2: 900-1000 Amp Range

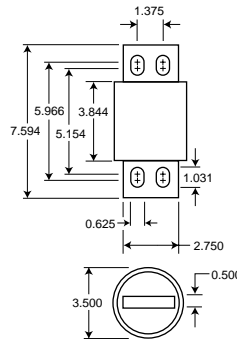
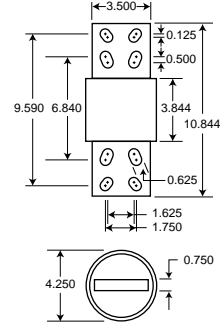


Fig. 3: 1200 Amp Range



| Order #        | Fig. | A           | B     | C     | D     | E     | F     | G     | H     | J     |
|----------------|------|-------------|-------|-------|-------|-------|-------|-------|-------|-------|
| FWP-5B-30B     | 1    | 2.870       | 0.563 | 1.855 | 2.477 | 2.477 | 0.250 | 0.405 | 0.063 | 0.250 |
| FWP-35B-60B    | 1    | 4.375       | 0.813 | 2.750 | 3.708 | 3.312 | 0.344 | 0.725 | 0.125 | 0.542 |
| FWP-70B-100B   | 1    | 4.406       | 0.947 | 2.594 | 3.625 | 3.563 | 0.344 | 0.750 | 0.125 | 0.375 |
| FWP-125A-200A  | 1    | 5.090       | 1.500 | 2.840 | 4.190 | 3.500 | 0.410 | 1.000 | 0.250 | 0.750 |
| FWP-225A-400A  | 1    | 5.090       | 2.000 | 2.840 | 4.280 | 3.530 | 0.410 | 1.500 | 0.250 | 0.780 |
| FWP-450A-600A  | 1    | 7.090       | 2.500 | 2.840 | 5.720 | 4.190 | 0.530 | 2.000 | 0.380 | 1.300 |
| FWP-700A-800A  | 1    | 6.630       | 2.000 | 2.844 | 5.562 | 5.062 | 0.625 | 1.500 | 0.250 | 0.875 |
| FWP-900A-1000A | 2    | See Drawing |       |       |       |       |       |       |       |       |
| FWP-1200A      | 3    | See Drawing |       |       |       |       |       |       |       |       |

Dimension in inches.  
1mm = 0.0394" 1" = 25.4mm

The only controlled copy of this BIF document is the electronic read-only version located on the Bussmann Network Drive. All other copies of this document are by definition uncontrolled. This bulletin is intended to clearly present comprehensive product data and provide technical information that will help the end user with design applications. Bussmann reserves the right, without notice, to change design or construction of any products and to discontinue or limit distribution of any products. Bussmann also reserves the right to change or update, without notice, any technical information contained in this bulletin. Once a product has been selected, it should be tested by the user in all possible applications.

## X-ON Electronics

Largest Supplier of Electrical and Electronic Components

*Click to view similar products for [Specialty Fuses](#) category:*

*Click to view products by [Eaton](#) manufacturer:*

Other Similar products are found below :

[63NZ02GL](#) [714125](#) [722134](#) [80NH00GR-6](#) [FWH-200A](#) [FWP-32A14F](#) [FWP-50](#) [HBM-25](#) [12LCT](#) [12TDLSJ63](#) [REN-3](#) [15.5CAVH2E](#) [ECF-2](#)  
[ECF-4](#) [ECF-6](#) [170M0213](#) [170M1314](#) [170M1369-D](#) [170M3809D](#) [BK/F02A-2AS](#) [BK/F02B-1A](#) [N-2-1/2](#) [N-3-2/10](#) [NITD2](#) [20D16](#) [20D16SC](#)  
[20D27FB](#) [KAA-3](#) [KAB-2](#) [KAB-30](#) [KAJ-60](#) [KAW-3](#) [2D16](#) [LKN-125B](#) [16D27SB](#) [170M1564D](#) [170M2616](#) [170M2668](#) [170M4161](#)  
[170M4241](#) [170M4699](#) [ESD63](#) [ABS-25](#) [ABS-30](#) [ABS-8](#) [ACF-15](#) [ACF-30](#) [ACO-30](#) [SSD10](#) [200NH1M](#)