

High Speed Fuses

Ferrule — FWX 250V (UL): 1-50A

FWX (14 x 51mm)

Specifications

Description: Ferrule style high speed fuses.

Dimensions: See Dimensions illustration.

Ratings:

Volts: — 250Vac

Amps: — 1-50A

IR: — 200kA RMS Sym.

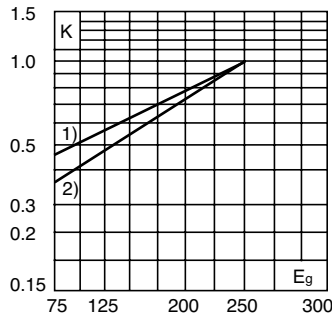
— 50kA @ 250Vdc

Agency Information: CE, UL Recognition 1-50A & CSA Component Acceptance: 5-30A

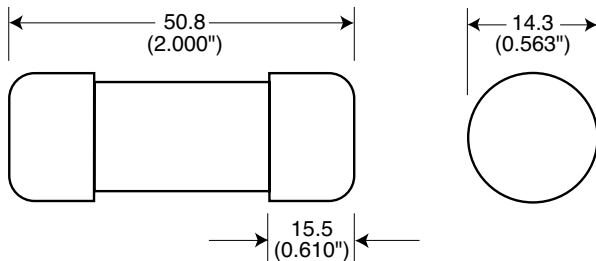
Electrical Characteristics

Total Clearing I²t

The total clearing I²t at rated voltage and at power factor of 15% are given in the electrical characteristics. For other voltages, the clearing I²t is found by multiplying by correction factor, K, given as a function of applied working voltage, E_g, (rms).

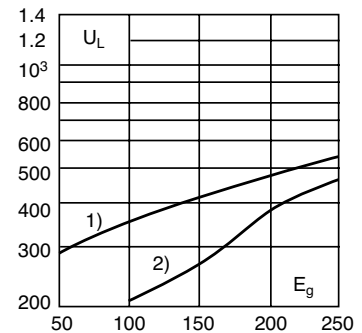


Dimensions - mm (inches)



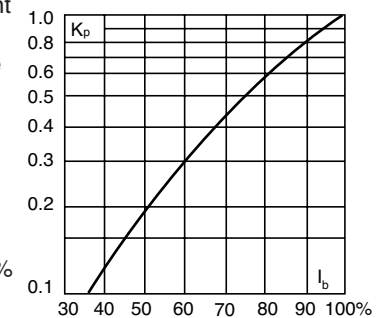
Arc Voltage

This curve gives the peak arc voltage, U_L, which may appear across the fuse during its operation as a function of the applied working voltage, E_g, (rms) at a power factor of 15%.



Power Losses

Watts loss at rated current is given in the electrical characteristics. The curve allows the calculation of the power losses at load currents lower than the rated current. The correction factor, K_p, is given as a function of the RMS load current, I_b, in % of the rated current.



Catalog Numbers

Catalog Number	Size	Electrical Characteristics			
		Rated Current RMS-Amps	I ² t (A ² Sec)		Watts Loss
			Pre-arc	Clearing at 250V	
FWX-1A14F	14 x 51mm	1	—	—	—
FWX-2A14F	(1/8" x 2")	2	—	—	—
FWX-3A14F		3	—	—	—
FWX-4A14F		4	—	—	—
FWX-5A14F		5	1.6	13	1.3
FWX-10A14F		10	3.6	24	3.4
FWX-15A14F		15	14	83	3.8
FWX-20A14F		20	33	200	4.6
FWX-25A14F		25	58	300	5.3
FWX-30A14F		30	100	500	5.9
FWX-50A14F		50	200	1800	5.7

• Watts loss provided at rated current.
• (250Vdc/Interrupting rating 50kA) UL Recognition & CSA Component Acceptance on 5 through 30A only. Consult Cooper Bussmann for additional ratings.
• See accessories on page 211.

Features and Benefits

- Excellent cycling capability and dc performance
- Low arc voltage and low energy let-through (I²t)
- Low watts loss in a compact size
- Used with finger-safe holders/blocks

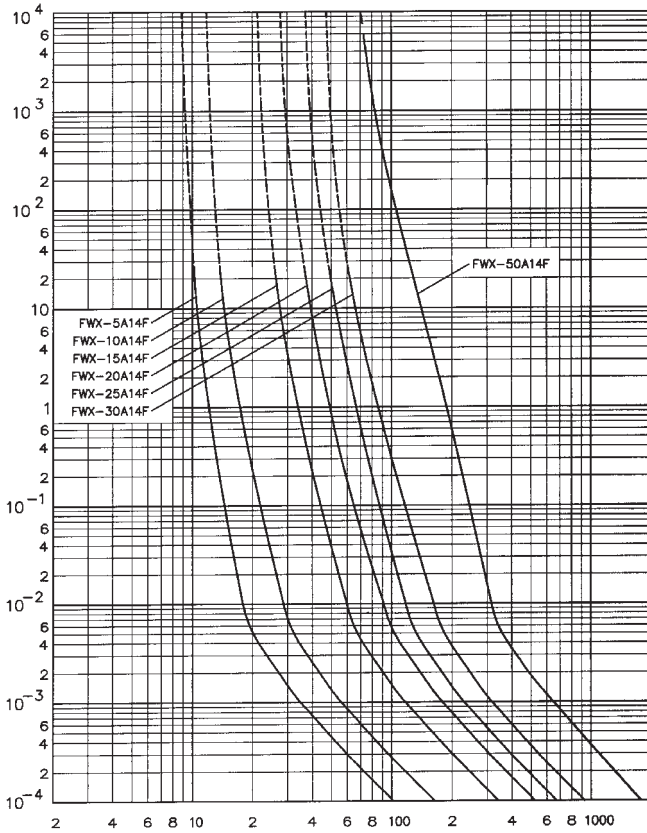
Typical Applications

- DC common bus
- DC drives
- Power converters/rectifiers
- Reduced voltage starters

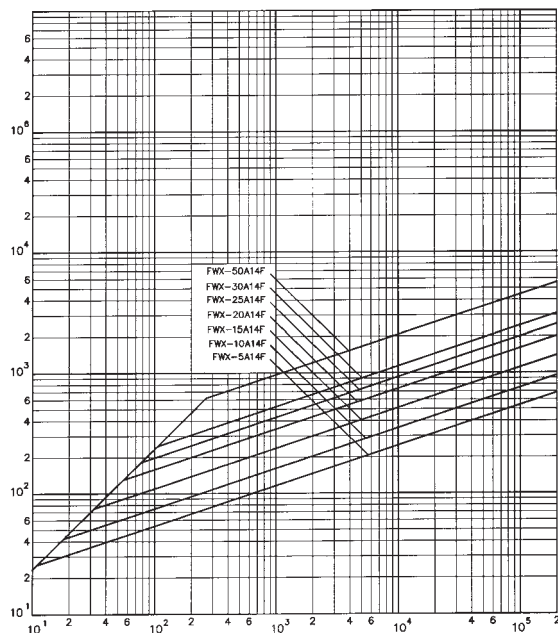
Ferrule — FWX 250V (UL): 1-50A

FWX 1-30A: 250V (14 x 51mm)

Time-Current Curve



Peak Let-Through Curve



Data Sheet: 35785302

Did You Know?

All-Inclusive Elevator Disconnect Simplifies Installation Plus a Multitude of Codes and Standards



When the Westin Hotel chain renovated the historic Cupples Station in downtown St. Louis, the hotel's design-and-build electrical contractor specified the Cooper

Bussmann® Power Module™ elevator shunt trip disconnect. The primary reason was the savings in man-hours with everything in one box: the fire alarm, control wiring and power wiring; all the parts needed to interface with a fire alarm system in a UL 98 Listed assembly. In addition, all the codes and standards surrounding the elevator disconnecting means – electrical, elevator, fire alarm and the sprinkler system – are met, including ANSI/ASME A17.1, NFPA 72, NEC® 620.62.

The contractor faced a unique situation when the luxury hotel chain chose to revamp the old warehouse versus tearing the structure down and rebuilding. The hotel complex consists of four buildings interconnected with walkways. A total of eight elevators were installed with eight Power Module switches, two per building. Each 30 HP passenger elevator is fused with Cooper Bussmann® Low-Peak® Class J LPJ-70SP fuses while each 40HP service elevator uses the Class J LPJ-90SP fuses.

High Speed Fuses

X-ON Electronics

Largest Supplier of Electrical and Electronic Components

Click to view similar products for [Specialty Fuses](#) category:

Click to view products by [Eaton](#) manufacturer:

Other Similar products are found below :

[63NZ02GL](#) [714125](#) [722134](#) [F02A-4AS](#) [F02B-1A](#) [80NH00GR-6](#) [FWH-200A](#) [FWP-32A14F](#) [12LCT](#) [12TDLSJ63](#) [REN-3](#) [15.5CAVH2E](#)
[ECF-1](#) [ECF-2](#) [ECF-3](#) [ECF-4](#) [170M0213](#) [170M1369-D](#) [170M3809D](#) [BK/F02B-1A](#) [N-2-1/2](#) [N-3-2/10](#) [NITD2](#) [20D16](#) [KAA-3](#) [KAB-30](#)
[KAW-3](#) [2D16](#) [LKN-125B](#) [16D27SB](#) [16FC](#) [170M1564D](#) [170M2616](#) [170M2668](#) [170M4161](#) [170M4241](#) [170M4699](#) [ESD63](#) [ABS-30](#) [ABS-8](#)
[ACF-15](#) [ACF-30](#) [ACO-30](#) [F02A-10A](#) [SSD10](#) [200NH1M](#) [FWP-25A14FI](#) [FWP-40A14FI](#) [FWP-500A](#) [FWP-63A22FI](#)