

HC8LP

Low profile, high current power inductors



Applications

- Multi-phase regulators
- Voltage Regulator Modules (VRMs)
- Distributed power systems DC-DC converters
- Notebook and laptop regulators
- Desktop and server VRMs and EVRDs
- Point-of-Load (POL) modules
- Battery power systems
- High current power supplies
- Data networking and storage systems

Product description

- Low profile surface mount inductors designed for higher speed switch mode applications requiring low voltage, and high current
- Design utilizes high temperature powder iron material with a non-organic binder to eliminate thermal aging
- Inductance range from 0.17 μ H to 47.9 μ H
- Current range from 1.7 to 56 Amps
- Frequency range 1kHz to 500kHz

Environmental data

- Storage temperature range (component): -40°C to +155°C
- Operating temperature range: -40°C to +155°C (ambient plus self-temperature rise)
- Solder reflow temperature: J-STD-020D compliant



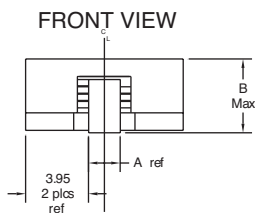
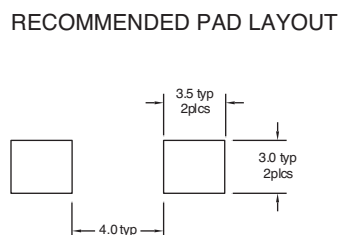
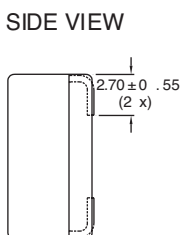
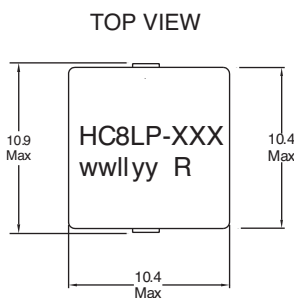
Product specifications

Part number ⁶	OCL ¹ (μH) ±20%	I _{rms} ² (amps)	I _{sat} ³ (amps) 15% rolloff	I _{sat} ⁴ (amps) 30% rolloff	DCR (mΩ) maximum @ 20°C	Volt-μSec ⁵ (V-μs)
HC8LP-R15-R	0.170	29.0	31	56	1.40	7.8
HC8LP-R39-R	0.430	20.2	19	34	2.80	4.7
HC8LP-R75-R	0.830	15.6	13.5	24	4.70	3.4
HC8LP-1R2-R	1.35	12.4	10.1	18.7	7.50	2.6
HC8LP-1R9-R	1.92	10.1	8.7	15.5	11.5	4.1
HC8LP-2R6-R	2.67	8.3	7.4	13.1	17.1	4.8
HC8LP-3R5-R	3.56	6.9	6.4	11.4	24.5	5.6
HC8LP-4R5-R	4.57	6.5	5.6	10.0	27.6	6.3
HC8LP-5R6-R	5.71	5.5	5.1	9.0	38.9	7.1
HC8LP-6R9-R	6.98	5.2	4.6	8.1	42.8	7.8
HC8LP-8R2-R	8.37	4.5	4.2	7.4	58.0	8.6
HC8LP-100-R	9.90	4.3	6.8	3.8	62.9	9.3
HC8LP-150-R	15.2	3.4	3.1	5.5	99.4	11.6
HC8LP-220-R	21.7	2.8	2.6	4.6	149	13.7
HC8LP-330-R	32.1	2.3	2.1	3.8	224	16.8
HC8LP-470-R	47.9	1.8	1.7	3.1	344	20.3

- Open Circuit Inductance (OCL) Test Parameters: 100kHz, 1.0Vrms, 0.0Adc, @ +25°C
- I_{rms}: DC current for an approximate DT of 40°C without core loss. Derating is necessary for AC currents. PCB layout, trace thickness and width, air-flow, and proximity of other heat generating components will affect the temperature rise. It is recommended that the temperature of the part not exceed 155°C under worst case operating conditions verified in the end application.
- Peak current for approximately 15% rolloff @+20°C
- Peak current for approximately 30% rolloff @+20°C
- Applied Volt-Time product (V-μs) across the inductor. This value represents the applied V-μs at operating frequency necessary to generate additional core loss which contributes to the 40°C temperature rise. De-rating of the I_{rms} is required to prevent excessive temperature rise. The 100% V-us rating is equivalent to a ripple current Ip-p of 20% of Isat (30% rolloff option).

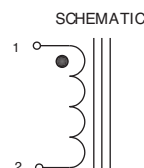
- Part number definition: HC8LP-XXX-R
 HC8LP = Product code and size
 XXX = Inductance value in uH. R = Decimal point. If no R is present then last character equals number of zeros
 -R suffix indicates RoHS compliant

Dimensions—mm



FRONT VIEW Dimensional Table

PN	A ref mm	B max mm
R15	2.1	3.5
R39	2.1	3.5
R75	2.1	3.5
1R2	2.1	3.3
1R9 thru 470	2.7	3.5



Part marking: HC8LP= (Product code and size)-xxx=(inductance value in uH, R= decimal point. If no R is present then last character equals number of zeros. wwlyy=date code, R=revision level)

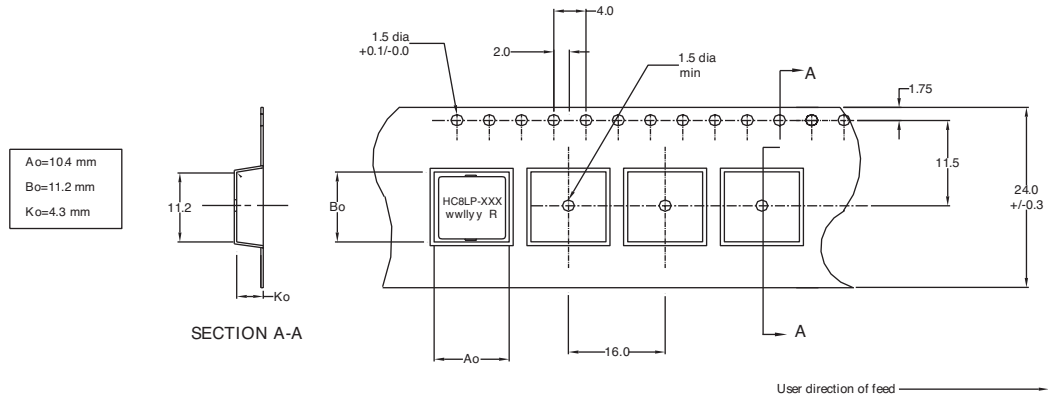
Tolerances are ±0.2 millimeters unless stated otherwise

All soldering surfaces to be coplanar within 0.1 millimeters

Do not route traces or vias underneath the inductor

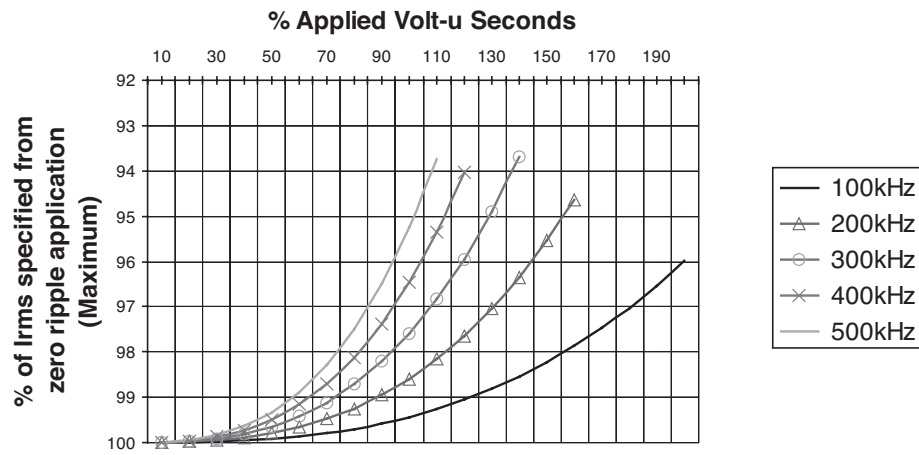
Packaging information—mm

Supplied in tape and reel packaging, 800 parts per reel



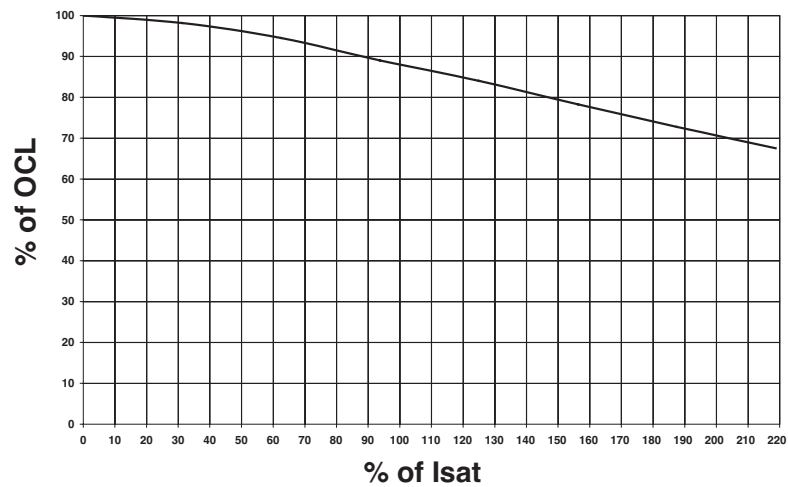
Core loss

Irms DERATING WITH CORE LOSS



Rolloff

OCL vs Isat



Solder reflow profile

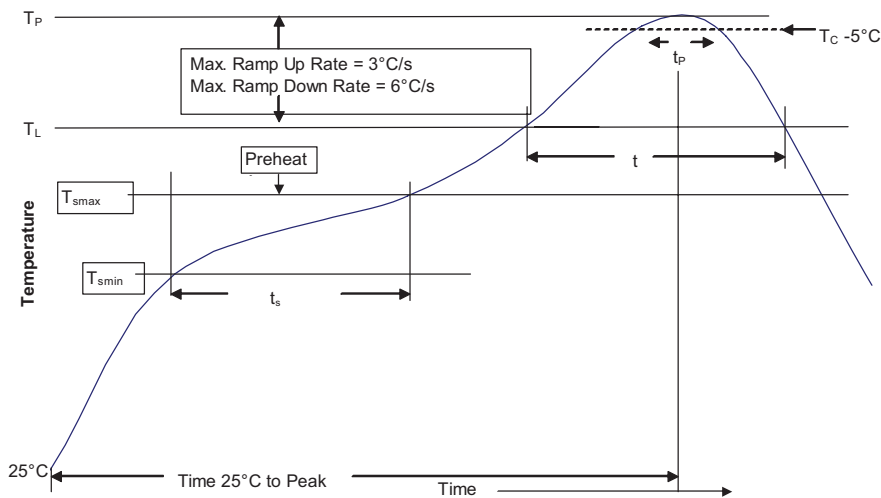


Table 1 - Standard SnPb Solder (T_C)

Package Thickness	Volume mm ³ <350	Volume mm ³ ≥350
<2.5mm)	235°C	220°C
≥2.5mm	220°C	220°C

Table 2 - Lead (Pb) Free Solder (T_C)

Package Thickness	Volume mm ³ <350	Volume mm ³ 350 - 2000	Volume mm ³ >2000
<1.6mm	260°C	260°C	260°C
1.6 - 2.5mm	260°C	250°C	245°C
>2.5mm	250°C	245°C	245°C

Reference JDEC J-STD-020D

Profile Feature	Standard SnPb Solder	Lead (Pb) Free Solder
Preheat and Soak		
• Temperature min. (T _{smin})	100°C	150°C
• Temperature max. (T _{smax})	150°C	200°C
• Time (T _{smin} to T _{smax}) (t _s)	60-120 Seconds	60-120 Seconds
Average ramp up rate T _{smax} to T _P	3°C/ Second Max.	3°C/ Second Max.
Liquidous temperature (T _L)	183°C	217°C
Time at liquidous (t _L)	60-150 Seconds	60-150 Seconds
Peak package body temperature (T _P)*	Table 1	Table 2
Time (t _P)** within 5 °C of the specified classification temperature (T _C)	20 Seconds**	30 Seconds**
Average ramp-down rate (T _P to T _{smax})	6°C/ Second Max.	6°C/ Second Max.
Time 25°C to Peak Temperature	6 Minutes Max.	8 Minutes Max.

* Tolerance for peak profile temperature (T_P) is defined as a supplier minimum and a user maximum.

** Tolerance for time at peak profile temperature (t_P) is defined as a supplier minimum and a user maximum.

Life Support Policy: Eaton does not authorize the use of any of its products for use in life support devices or systems without the express written approval of an officer of the Company. Life support systems are devices which support or sustain life, and whose failure to perform, when properly used in accordance with instructions for use provided in the labeling, can be reasonably expected to result in significant injury to the user.

Eaton reserves the right, without notice, to change design or construction of any products and to discontinue or limit distribution of any products. Eaton also reserves the right to change or update, without notice, any technical information contained in this bulletin.

Eaton
Electronics Division
1000 Eaton Boulevard
Cleveland, OH 44122
United States
www.eaton.com/elx

© 2015 Eaton
All Rights Reserved
Printed in USA
Publication No. 4120
October 2015



Eaton is a registered trademark.

All other trademarks are property of their respective owners.

X-ON Electronics

Largest Supplier of Electrical and Electronic Components

Click to view similar products for [Fixed Inductors](#) category:

Click to view products by [Eaton](#) manufacturer:

Other Similar products are found below :

[CR43NP-680KC](#) [CR54NP-820KC](#) [CR54NP-8R5MC](#) [CTX32CT-100](#) [70F224AI](#) [MGDQ4-00004-P](#) [MHL1ECTTP18NJ](#) [MHL1JCTTD12NJ](#)
[PE-51506NL](#) [PE-53601NL](#) [PE-53602NL](#) [PE-53630NL](#) [PE-53824SNLT](#) [PE-92100NL](#) [PG0434.801NLT](#) [PG0936.113NLT](#) [9310-16](#) [PM06-2N7](#) [PM06-39NJ](#) [A01TK](#) [1206CS-471XJ](#) [HC2-2R2TR](#) [HC2LP-R47-R](#) [HC3-2R2-R](#) [1206CS-151XG](#) [RCH664NP-140L](#) [RCH664NP-4R7M](#)
[RCH8011NP-221L](#) [RCP1317NP-332L](#) [RCP1317NP-391L](#) [RCR1010NP-470M](#) [RCR110DNP-331L](#) [DH2280-4R7M](#) [DS1608C-106](#) [ASPI-4020HI-R10M-T](#) [B10TJ](#) [B82477P4333M](#) [B82498B3101J000](#) [B82498B3680J000](#) [ELJ-RE27NJF2](#) [1812CS-153XJ](#) [1812CS-183XJ](#) [1812CS-223XJ](#) [1812LS-104XJ](#) [1812LS-105XJ](#) [1812LS-124XJ](#) [1812LS-154XJ](#) [1812LS-223XJ](#) [1812LS-224XJ](#) [1812LS-563XJ](#)