

# HEB breakaway and non-breakaway in-line fuse holders for UL 13/32" x 1-1/2" supplemental fuses



**Catalog Symbol:** HEB\*

**Description**

The Bussmann™ series of HEB submersible, single-pole in-line fuse holders for UL 13/32" x 1-1/2" supplemental fuses. Available in non-breakaway and breakaway versions with an array of terminal options to meet application needs. Breakaway versions come with insulating boots to provide submersibility per UL IP67. Non-breakaway versions require ordering optional insulating boots for submersibility.

**Recommended fuses**

BAF, FNM, FNQ, KLM and KTK

**Ratings**

Volts: 600 V

Amps: up to 30 A limited by conductor size

Withstand: 200 kA RMS Sym.

**Agency information**

UL® Recognized, Guide IZLT2, File E14853

CSA® Certified, Class 622501, File 47235

CE, RoHS compliant†

**Coupling nut torque**

10-20 lb-In (1.1-2.2 N•m)

**Operating and storage temperature**

-40°F (-40°C) to 221°F (105°C)

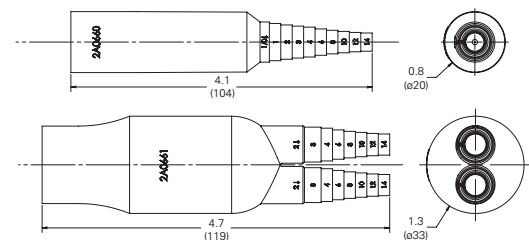
**Insulating boots**

Two insulating boots come standard with the breakaway holder configurations. Insulating boots are not included as standard with non-breakaway holders. Two insulating boots must be ordered separately, if required, for each non-breakaway holder ordered. When insulating boots are utilized, extra heat retention requires that fuses are sized at a minimum of 200% of the RMS load current.

**Use these part numbers to order insulating boots for a non-breakaway HEB holder**

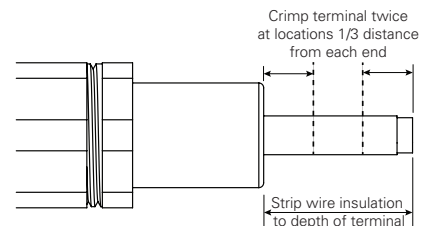
Description	Catalog no.
Single conductor	2A0660
Dual conductor	2A0661

**Boot reference**



**Installation instructions**

Strip wire insulation equal to the depth of the crimp or screw terminal. Torque screw terminal to 35 lb-In (3.9 N•m) or crimp terminal twice, spacing crimps a distance of one-third from each end (as shown below) using an appropriate crimp tool and die. See page 5 for recommended crimping tools.



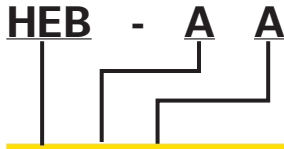
**Related products:**

Catalog no.	Description	Data sheet no.
HEX	Two-pole supplemental in-line fuse holder	2126
HEZ	One-pole Class CC in-line fuse holder	2130
HEY	Two-pole Class CC in-line fuse holder	2126
HET	One-pole in-line, permanently installed neutral	2125
NNB	13/32" x 1-1/2" neutral dummy link (not a fuse)	—

\* The Bussmann series HEB in-line fuse holders are the legacy Bussmann TRON™ HEB in-line fuse holders.

† See terminal data tables for exceptions.

Non-breakaway catalog number system



To order:

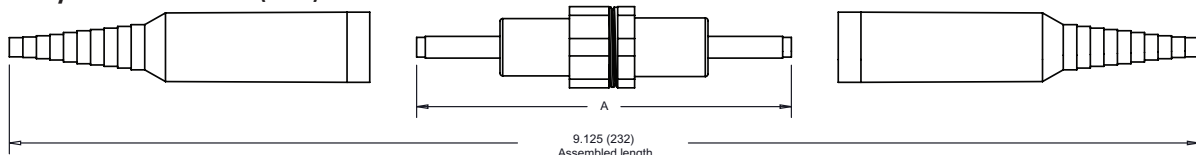
Specify catalog symbol HEB and the loadside terminal code. Then select a lineside terminal code that is available with the loadside terminal. Example: HEB-BB defines a non-breakaway holder with a loadside copper crimp terminal for a single #6 or two #10 wires with a lineside copper crimp terminal for a single #6 or two #10 wires.

Catalog symbol	Loadside terminal	Lineside terminal	Agency Info.		Loadside terminal			Lineside terminal			Ref. length A	Breakaway equivalent		
			UL	CSA	Terminal type	Wire range*	Terminal type	Wire range*						
A	A	X	X	Cu crimp			#8-16; (2) #12-16 Sol/Str	Cu crimp			#8-16; (2) #12-16 Sol/Str	4.4 (112)	HEB-AW-RLC-A	
	B	X	X	Cu crimp			#8-16; (2) #12-16 Sol/Str	Cu crimp			#6; (2) #10	4.4 (112)	HEB-AW-RLC-B	
	C	X	X	Cu crimp			#8-16; (2) #12-16 Sol/Str	Cu crimp			#4; (2) #8	4.7 (119)	HEB-AW-RLC-C	
	D	X	X	Cu crimp			#8-16; (2) #12-16 Sol/Str	Cu crimp			#2; (2) #6	4.7 (119)	—	
	J	X	X	Cu crimp			#8-16; (2) #12-16 Sol/Str	Cu setscrew			#3-12 Str; #10-12 Sol	4.7 (119)	HEB-AW-RLC-J	
	K	X	X	Cu crimp			#8-16; (2) #12-16 Sol/Str	Cu dual setscrew			#2-12 Str†; #10-12 Sol†	4.8 (122)	HEB-AW-RYC	
	R	—	—	Cu crimp			#8-16; (2) #12-16 Sol/Str	Al crimp			#1-2	4.9 (124)	—	
	L	—	—	Cu crimp			#8-16; (2) #12-16 Sol/Str	Al setscrew			#2-12	4.7 (119)	HEB-AW-RLA	
	W	—	—	Cu crimp			#8-16; (2) #12-16 Sol/Str	Cu solid			—	4.4 (112)	—	
HEB	A	X	X	Cu crimp			#6; (2) #10	Cu crimp			#8-16; (2) #12-16 Sol/Str	4.4 (112)	HEB-BW-RLC-A	
	B	X	X	Cu crimp			#6; (2) #10	Cu crimp			#6; (2) #10	4.4 (112)	HEB-BW-RLC-B	
	B	C	X	X	Cu crimp			#6; (2) #10	Cu crimp			#4; (2) #8	4.7 (119)	—
		D	X	X	Cu crimp			#6; (2) #10	Cu crimp			#2; (2) #6	4.7 (119)	—
		W	—	—	Cu crimp			#6; (2) #10	Cu solid			—	4.4 (112)	—
	C	C	X	X	Cu crimp			#4; (2) #8	Cu crimp			#4; (2) #8	5 (127)	—
	D	D	X	X	Cu crimp			#2; (2) #6	Cu crimp			#2; (2) #6	5 (127)	—
	Z	A	—	—	Cu crimp			#18-20	Cu crimp			#8-16; (2) #12-16 Sol/Str	4.4 (112)	—
	J	J	X	X	Cu setscrew			#3-12 Str; #10-12 Sol	Cu setscrew			#3-12 Str; #10-20 Sol	5 (127)	HEB-JW-RLC-J
K		X	X	Cu setscrew			#3-12 Str; #10-12 Sol	Cu dual setscrew			#3-12 Str†; #10-20 Sol†	5.1 (129)	HEB-JW-RYC	
L		—	—	Cu setscrew			#3-12 Str; #10-12 Sol	Al setscrew			#2-12	5 (127)	—	
W		—	—	Cu setscrew			#3-12 Str; #10-12 Sol	Cu solid			—	4.8 (122)	—	
Y		—	—	Cu setscrew			#3-12 Str; #10-12 Sol	Al dual setscrew			#2-12†	5.1 (129)	—	

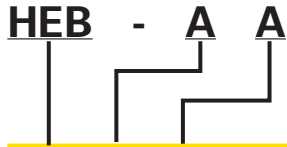
\* Stranded conductors unless otherwise noted.

† Not dual wire rated. One wire per opening.

Non-breakaway dimensions - in (mm):



Non-breakaway catalog number system



Catalog symbol	Loadside terminal	Lineside terminal	Agency Information		Loadside terminal			Lineside terminal			Reference length A	Breakaway equivalent		
			UL	CSA	Terminal type	Wire range*	Terminal type	Wire range*						
	L	L	—	—	Al setscrew			#2-12	Al setscrew			#2-12	5 (127)	HEB-LW-RLA
	N	N	—	—	Al crimp			#8 Str; #6 Sol	Al crimp			#8 Str; #6 Sol	5.4 (137)	—
	P	P	—	X	Al crimp			#6 Str; #4 Sol	Al crimp			#6 Str; #4 Sol	5.4 (137)	—
<b>HEB</b>	Q	Q	—	X	Al crimp			#3-4 Str; #2 Sol	Al crimp			#3-4 Str; #2 Sol	5.4 (137)	—
	R	R	—	X	Al crimp			#1-2	Al crimp			#1-2	5.4 (137)	—
	T	T	—	X	Al crimp			1/0	Al crimp			1/0	5.4 (137)	—
	W	W	—	—	Cu solid			—	Cu solid			—	4.4 (112)	—

\* Stranded conductors unless otherwise noted.

Non-Breakaway terminal data

Terminal type	Conductor data				Catalog symbol [Load /Line]
	Wire range	No. per terminal	Solid	Stranded	
	#8-16	1	•	•	A
	#12-16	2	•	•	
	#6	1	•	•	B
	#10	2	•	•	
	#4	1	—	•	C††
	#8	2	•	•	
	#2	1	—	•	D††
	#6	2	•	•	
	#3-12	1	—	•	J
	#10-12	1	•	•	
	#2-12	2†	—	•	K
#10-12	2†	•	•		
	—	—	—	—	W

Terminal type	Conductor data				Catalog symbol [Load /Line]
	Wire range	No. per terminal	Solid	Stranded	
	#8	1	—	•	N
	#6	1	•	—	
	#6	1	—	•	P
	#4	1	•	—	
	#3-4	1	—	•	Q
	#2	1	•	—	
	#1-2	1	—	•	R
	#1/0	1	—	•	T
	#2-12	1	•	•	L
	#2-12	2†	•	•	Y

† Not dual wire rated. One wire per opening.





































































†† Fuse holder assemblies using this terminal are not RoHS compliant.

Breakaway catalog number system

**HEB - A W - RYC**

To order:

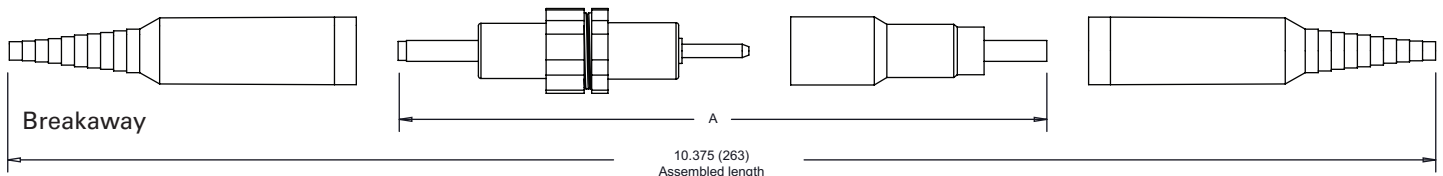
Specify catalog symbol HEB and the loadside terminal code plus the letter "W." Then select a lineside terminal code that is available with the loadside terminal. Example: HEB-BW-RCL-B defines a breakaway holder with a loadside copper crimp terminal for a single #6 or two #10 wires with a lineside copper crimp terminal for a single #6 or two #10 wires.

Catalog symbol	Loadside terminal	Lineside terminal	Agency Info.		Loadside terminal		Lineside terminal		Length A (ref.)	Non-breakaway equivalent		
			UL	CSA	Terminal type	Wire range*	Terminal type	Wire range*				
HEB	A	RLC-A	X	X	Cu crimp	 	#8-16; (2) #12-16 Sol/Str	Cu crimp	 	#8-16; (2) #12-16 Sol/Str	5.8 (147)	HEB-AA
		RLC-B	X	X	Cu crimp	 	#8-16; (2) #12-16 Sol/Str	Cu crimp	 	#6; (2) #10	5.9 (150)	HEB-AB
		RLC-C	X	X	Cu crimp	 	#8-16; (2) #12-16 Sol/Str	Cu crimp	 	#4; (2) #8	6.2 (158)	HEB-AC
		RLC-J	X	X	Cu crimp	 	#8-16; (2) #12-16 Sol/Str	Cu setscrew	 	#3-12 Str #10-12 Sol	6.2 (158)	HEB-AJ
		RYC	X	X	Cu crimp	 	#8-16; (2) #12-16 Sol/Str	Cu dual setscrew	 	#2-12 Str† #10-12 Sol†	6.3 (159)	HEB-AK
		RLA	—	—	Cu crimp	 	#8-16; (2) #12-16 Sol/Str	Al setscrew	 	#2-12	6.2 (158)	HEB-AL
	RYA	—	—	Cu crimp	 	#8-16; (2) #12-16 Sol/Str	Al dual setscrew	 	#2-12†	6.3 (159)	HEB-AY	
	B	RLC-A	X	X	Cu crimp	 	#6; (2) #10	Cu crimp	 	#8-16; (2) #12-16	5.8 (147)	HEB-BA
		RLC-B	X	X	Cu crimp	 	#6; (2) #10	Cu crimp	 	6#; (2) #10	5.9 (150)	HEB-BB
		RYC	X	X	Cu crimp	 	#6; (2) #10	Cu dual setscrew	 	#2-12 Str† #10-12 Sol†	6.3 (159)	—
		RLC-J	X	X	Cu setscrew	 	#3-12 Str; #10-12 Sol	Cu setscrew	 	#3-12 Str; #10-12 Sol	6.2 (158)	HEB-JJ
		RYC	X	X	Cu setscrew	 	#3-12 Str; #10-12 Sol	Cu dual setscrew	 	#2-12 Str† #10-12 Sol†	6.3 (159)	HEB-JK
K		RLC-J	X	X	Cu dual setscrew	 	#2-12 Str†; #10-12 Sol†	Cu setscrew	 	#3-12 Str; #10-12 Sol	6.2 (158)	—
	RYC	X	X	Cu dual setscrew	 	#2-12 Str†; #10-12 Sol†	Cu dual setscrew	 	#2-12 Str†; #10-12 Sol†	6.3 (159)	—	
L	RLA	—	—	Al setscrew	 	#2-12	Al setscrew	 	#2-12	6.2 (158)	HEB-LL	
	RLC-J	—	—	Al setscrew	 	#2-12	Cu setscrew	 	#3-12	6.2 (158)	—	
	RYA	—	—	Al setscrew	 	#2-12	Al dual setscrew	 	#2-12†	6.3 (159)	—	





\* Stranded conductors unless otherwise noted.

† Not dual wire rated. One wire per opening.

Dimensions - in (mm):









**Breakaway loadside terminal data**

Terminal type	Conductor data				Catalog symbol [Load /Line (2) & (3)]
	Wire range	No. per terminal	Solid	Stranded	
<b>Cu crimp</b> 	#8-16	1	•	•	A
	#10-16	2	•	•	
	#6	1	•	•	B
	#10	2	•	•	
<b>Cu setscrew</b> 	#3-12	1	—	•	J
	#10-12	1	•	—	
<b>Cu dual setscrew</b> 	#2-12	2†	—	•	K
	#10-12	2†	•	—	
<b>Al setscrew</b> 	#2-12	1	•	•	L

† Not dual wire rated. One wire per opening.

†† Fuse holder assemblies using this terminal are not RoHS compliant.

**Breakaway lineside terminal data**

Terminal type	Conductor data				
	Wire range	No. per terminal	Solid	Stranded	Catalog symbol
<b>Cu crimp</b> 	#8-16	1	•	•	-RLC-A
	#12-16	2	•	•	
	#6	1	•	•	-RLC-B
	#10	2	•	•	
<b>Cu setscrew</b> 	#4	1	—	•	-RLC-C††
	#8	2	•	•	
<b>Cu setscrew</b> 	#3-12	1	—	•	-RLC-J
	#10-12	1	•	—	
<b>Cu dual setscrew</b> 	#2-12	2†	—	•	-RYC
	#10-12	2†	•	—	
<b>Al setscrew</b> 	#2-12	1	•	•	-RLA
	<b>Al dual setscrew</b> 	#2-12	2†	•	•

**Recommended crimping tools**

A wide variety of crimping tools can be used with the HEB fuse holders. Some of the commercially available tools are listed in the table below. This list is not intended to exclude the use of other crimping tools that can provide similar crimps or indents.

HEB terminal	T & B P/N (Die)
A	WT-111M (Die C)
	Sta-Kon ERG4002 (Die C)
B	WT-115A (Die D)
C	TBM5 (Grey Die)
	WT-115A (Die E)
D	TBM5 (Brown Die)
	TBM8 (Brown Die)
Z	WT-115A (Die F)
	WT-111M (Die A)
	Sta-Kon ERG4002 (Die A)
N, P, Q, R, T	TBM8 (Orange Die)

The only controlled copy of this data sheet is the electronic read-only version located on the Eaton network drive. All other copies of this document are by definition uncontrolled. This bulletin is intended to clearly present comprehensive product data and provide technical information that will help the end user with design applications. Eaton reserves the right, without notice, to change design or construction of any products and to discontinue or limit distribution of any products. Eaton also reserves the right to change or update, without notice, any technical information contained in this bulletin. Once a product has been selected, it should be tested by the user in all possible applications.

**Eaton**  
1000 Eaton Boulevard  
Cleveland, OH 44122  
Eaton.com

Bussmann Division  
114 Old State Road  
Ellisville, MO 63021  
United States  
Eaton.com/bussmannseries

© 2019 Eaton  
All Rights Reserved  
Printed in USA  
Publication No. 2127 - BU-SB15154  
January 2019

Eaton and Bussmann are valuable trademarks of Eaton in the US and other countries. You are not permitted to use the Eaton trademarks without prior written consent of Eaton.

CSA is a registered trademark of the Canadian Standards Group.  
Sta-Kon is a registered trademark of Thomas & Betts.  
UL is a registered trademark of the Underwriters Laboratories, Inc.

For Eaton’s Bussmann series product information, call **1-855-287-7626** or visit: **Eaton.com/bussmannseries**



Follow us on social media to get the latest product and support information.



## X-ON Electronics

Largest Supplier of Electrical and Electronic Components

*Click to view similar products for [Fuse Holder](#) category:*

*Click to view products by [Eaton](#) manufacturer:*

Other Similar products are found below :

[570-290-741P40](#) [570-290-751P40](#) [0031.1351.01](#) [020417G](#) [020418E](#) [80910030](#) [8601.2020](#) [9-3557-GP REV A](#) [15600-08-10](#) [BK1-HTC-45M](#)  
[BK/FHN19G](#) [BK/HJM-HH](#) [BK/HKP-CCHH](#) [BK/HKP-E-CC](#) [BK/HKP-E-HH](#) [BK/HKP-EH-HH](#) [BK/HKP-U-HH](#) [BK/HTJ-LES-FUSE](#)  
[HMG-241](#) [2086-1](#) [2193](#) [RTMF-SC](#) [2602](#) [2650](#) [FHN31G1](#) [G4PB8](#) [2660](#) [2799](#) [CQ-209V](#) [345621A](#) [3794](#) [4202](#) [4408](#) [4413](#) [4423](#) [4482](#)  
[4532](#) [4537](#) [TSD1404-12](#) [BK/FHN31G1](#) [BK/HKP-H-CC](#) [BK/HKP-JQ-BB](#) [BK/HKP-JQW-BB](#) [BK/HKP-N-HH](#) [BK/HKP-S-CC](#) [BK/HKP-W-](#)  
[BBHH](#) [BP/HHS](#) [BPHHU](#) [55900008011](#) [C1933](#)