

# TRON® In-Line Fuseholders

## Double-Pole for Class CC and 1<sup>3</sup>/<sub>32</sub>" x 1<sup>1</sup>/<sub>2</sub>" Fuses

# HEX & HEY Series



### HEX Series

Catalog Symbol: HEX-AA<sup>(1)</sup> (2), HEX-AB, HEX-AC, HEX-AD, HEX-AE, HEX-AY, HEX-BB, HEX-CC, HEX-JJ, HEX-JK, and HEX-KK.

In-Line Fuseholders, Double Pole

Water-Resistant

For breakaway holders, see page 2

Agency Information:

<sup>(1)</sup>UL Recognized, Guide IZLT2, File E14853

<sup>(2)</sup>CSA Certified, Class 6225-01, File 47235

HEX — For any 1<sup>3</sup>/<sub>32</sub>" x 1<sup>1</sup>/<sub>2</sub>" fuse. Fuseholder rated 30A, 600V (CSA Listed 15A max.). Typical fuse types: BAF, FNM, FNQ, and KTK (1/10 - 30A).



### HEY Series

Catalog Symbol: HEY-AA, HEY-AB, HEY-AC, HEY-AD, HEY-AE, HEY-AL, HEY-BB, and HEY-JJ.

In-Line Fuseholders, Double-Pole

Water-Resistant

For breakaway holders, see page 2

HEY — Optional breakaway receptacle, water-resistant, polarized, and accepting Class CC branch circuit fuses (Buss Type KTK-R, FNQ-R, & LP-CC; 600V or less, 200,000A interrupting rating.) Particularly applicable in street lighting circuits. Example:


A double-pole, in-line holder for Class CC fuses. A single #12 stranded copper wire, copper crimp, on the load side. A single #4 stranded, copper wire, copper crimp on the line side. Insulating boots are required.

1. Choose HEY- Series.
2. Choose "A" for load side.
3. Choose "C" for line side.
4. Choose 2A0660 insulating boots from page 2.





Complete Catalog Number: HEY-AC, 2A0660;  
4 insulating boots required per holder

### Catalog and Specification Data





#### Conductor Terminals

Terminal Type	Conductor Data			Catalog Symbol
	Size	No. Per Terminal	Stranded	
	#12 to #8	1	• •	A
	#12	2	• •	
	#10	2	• •	B
	#6	1	• •	
	#4	1	• •	
	#8	2	• •	C
	#4	1	— •	
	#6	2	• •	D
	#2	1	— •	
	#4	2	• •	E



#### Copper Set-Screw

		#12 to #3	1	• •	J
		#12 to #3	2	• •	K

#### Aluminum Set-Screw

		#12 to #2	1	• •	L
		#12 to #2	2	• •	Y


#### Catalog Data — Insulating Boots

	Catalog Numbers	Type
	2A0660	Single Conductor
	2A0661	Two Conductor

#### General Information:

- Insulating boots are not included with non-breakaway parts and must be ordered separately. They come standard with the breakaway series. The HEX-AW does not have the boots. This catalog item does not have a breakaway receptacle.
- When boots are utilized, extra heat retention requires that fuses are sized at a minimum of 200% of the RMS load current.

#### Ordering Information:



Recommended Torque on Coupling Nut: 10-20 in-lb.

# TRON® In-Line Fuseholders

## Double-Pole for Class CC and 13/32" x 1 1/2" Fuses

# HEX & HEY Series

### Breakaway Holders

HEX Series Catalog Symbol: HEX-AW, HEX-AW-DRLC-A, HEX-AW-DRYC, and HEX-JW-DRYC.

HEY Series Catalog Symbol: HEY-AW-DRLC-A, HEY-AW-DRYC, and HEY-AW-DRLC-B.

### In-Line Fuseholders, Double Pole

#### Example:

A double-pole, in-line, breakaway holder for 13/32" x 1 1/2" fuses, a single #12 solid copper wire, copper crimp, on the load side. A single #10 stranded copper wire, copper crimp on the line side. Insulating boots are required.

1. Choose HEY- Series.
2. Choose "A" from 1st page for load side.
3. Choose "W" for breakaway requirement.
4. Choose "DRLC-A" for two-pole breakaway receptacle on line side.

Complete Catalog Number: HEY-AW-DRLC-A

Insulating boots come with this catalog number.

### Catalog and Specification Data

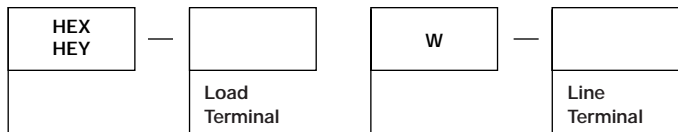
#### Breakaway Receptacles

Terminal Type	Conductor Data			Catalog Symbol
	Conductor Size	*No. Per Terminal	Solid Stranded	
Copper Crimp	#12 to #8	1	• •	-DRLC-A
	#6	1	• •	-DRLC-B
Copper Set-Screw	#12 to #3	1	• •	-DRLC-J
	#12 to #3	2	• •	-DRYC



\*Terminal illustration shows the end views of single-pole receptacle and one pole only of the double pole receptacles. Thus, for example, in the case of a double-pole, set-screw type receptacle with terminals that accept two conductors, a total of four conductors could be connected to the receptacle.

### Ordering Information:



Recommended Torque on Coupling Nut: 10-20 in-lb.

The only controlled copy of this Data Sheet is the electronic read-only version located on the Bussmann Network Drive. All other copies of this document are by definition uncontrolled. This bulletin is intended to clearly present comprehensive product data and provide technical information that will help the end user with design applications. Bussmann reserves the right, without notice, to change design or construction of any products and to discontinue or limit distribution of any products. Bussmann also reserves the right to change or update, without notice, any technical information contained in this bulletin. Once a product has been selected, it should be tested by the user in all possible applications.

## X-ON Electronics

Largest Supplier of Electrical and Electronic Components

*Click to view similar products for [Fuse Holder](#) category:*

*Click to view products by [Eaton](#) manufacturer:*

Other Similar products are found below :

[570-290-741P40](#) [570-290-751P40](#) [0031.1351.01](#) [020417G](#) [020418E](#) [80910030](#) [8601.2020](#) [9-3557-GP REV A](#) [15600-08-10](#) [BK1-HTC-45M](#)  
[BK/FHN19G](#) [BK/HJM-HH](#) [BK/HKP-CCHH](#) [BK/HKP-E-CC](#) [BK/HKP-E-HH](#) [BK/HKP-EH-HH](#) [BK/HKP-U-HH](#) [BK/HTJ-LES-FUSE](#)  
[HMG-241](#) [2086-1](#) [2193](#) [RTMF-SC](#) [2602](#) [2650](#) [FHN31G1](#) [G4PB8](#) [2660](#) [2799](#) [CQ-209V](#) [345621A](#) [3794](#) [4202](#) [4408](#) [4413](#) [4423](#) [4482](#)  
[4532](#) [4537](#) [TSD1404-12](#) [BK/FHN31G1](#) [BK/HKP-H-CC](#) [BK/HKP-JQ-BB](#) [BK/HKP-JQW-BB](#) [BK/HKP-N-HH](#) [BK/HKP-S-CC](#) [BK/HKP-W-](#)  
[BBHH](#) [BP/HHS](#) [BPHHU](#) [55900008011](#) [C1933](#)