

# LAN5VSO

## 10G BASE-T LAN transformer, non-PoE



Photo is representative

### Product features

- IEEE 802.3an compliant
- 1500 Vac isolation between primary and secondary
- Single port, non-PoE
- Toroid core winding, open header, surface mount
- Weight 1.65 g typical
- Moisture sensitivity level (MSL): 1

### Applications

- RJ45 network interface card
- Ethernet switch, router
- SELV/ELV equipment
- Smart TV
- Data centers
- Industrial automation

### Environmental compliance and general specifications

- Operating ambient temperature range: -40 °C to +85 °C
- Storage temperature (component): -40 °C to +125 °C



Product specifications (+25 °C)

Part number <sup>4</sup>	Port	Pins	Inductance <sup>1,5</sup> (μH)	Leakage inductance <sup>1,5</sup> (μH)	DCR <sup>2,5</sup> (Ω)	CWW <sup>1,5</sup> (pF)	Turns ratio <sup>3</sup>	Insertion loss <sup>3,5</sup> (dB)	Return loss <sup>3,5</sup> (dB)	Cross talk (dB) <sup>5</sup> (between each channel)	DCMR <sup>3,5</sup> (dB)
LAN5VSO S24121C2*	Single	24	120	0.5	1.2	35	1CT:1CT, ±2%	-3 @ 100 kHz -2 @ 1-400 MHz -3 @ 400-500 MHz	18 @ 1-40 MHz- 16+10*log(f/40) @40- 500 MHz	-40 @ 1-100 MHz -25 @ 200-400 MHz -20 @ 400-500 MHz	-30 @ 1-250 MHz -22 @ 250-500 MHz

1. Inductance (Transformer side), Leakage Inductance (Transformer side, short CMC side),  
CWW (Interwinding capacitance, Pri to Sec): Test parameters: 100 kHz, 0.2 V

2. DCR: CMC side

3. Turns ratio, Insertion loss, return loss, and DCMR (Differential to common mode rejection) : Primary to secondary: Polarity pin 1 side in phase

\*Operating temperature: -40 °C to +85 °C; Hipot: 1500 Vac, primary to secondary

4. Part number definition: LAN5VSOxxx121xx

LAN5VSO= Product code

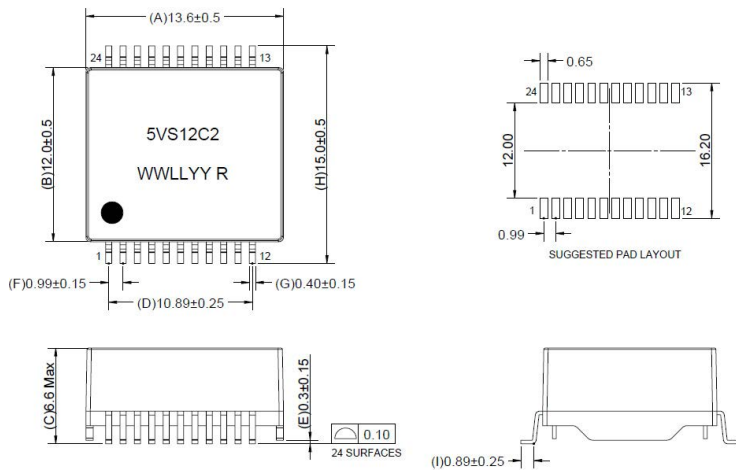
xxx: S24 = Single port, 24 Pin

xx: C2 = -40 to +85 °C

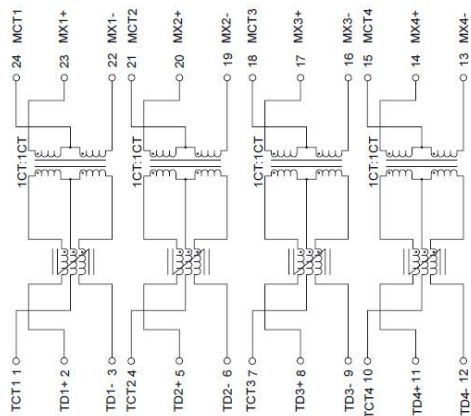
5. DCR, CWW, Leakage inductance and Insertion loss values are maximum; Inductance, Return loss, DCMR and Cross talk values are minimum

Mechanical parameters (mm)

LAN5VSO S24121C2



Schematic



Part marking: 5VS12C2, WWLLYY R = Lot code, Dot indicates pin 1

Pin length does not include include solder point

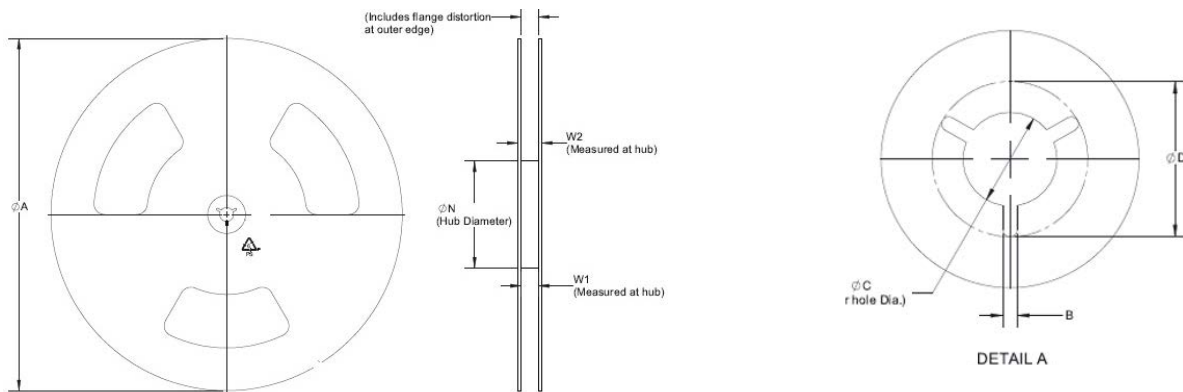
Silkscreen thickness: 0.1 mm to 0.15 mm

Traces or vias underneath the transformer is not recommended

**Packaging information (mm)**

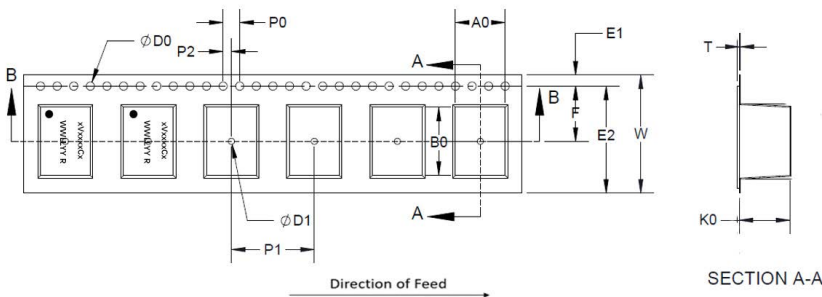
Drawing not to scale

Supplied in tape and reel packaging on a 13" diameter reel, EIA-481 compliant



**Reel dimension (mm)**

Part number	ØA	B	ØC	ØD	ØN	W1	W2	W3
LAN5VSO S24121C2	330 ± 2	1.5 min	13 + 0.5 / -0.2	20.2 min	100	24.4 + 2 / -0	30.4 max	N/A



**Tape dimension (mm)**

Part number	Ao	Bo	Ko	T	W	F	E	E2	P0	P1	P2	ØD0	ØD1
LAN5VSO S24121C2	15.8 ± 0.1	14.0 ± 0.1	6.8 ± 0.1	0.5 ± 0.05	24 ± 0.3	11.5 ± 0.1	1.75 ± 0.1	21.85 min	4 ± 0.1	24 ± 0.1	2 ± 0.1	1.5 + 0.1 / -0	N/A

**Packaging quantity**

Part number	Reel	Bag	Box	Carton
LAN5VSO S24121C2	350	350	700	2800

### General specifications

Solderability	J-STD-002.	8 hours steam age test, Solder: +245 °C ± 5 °C (5 s)
Reflow	MIL-STD-202G Condition J	+260 °C ± 5 °C, 30 s ± 5 s, 1 times reflow
Resistance soldering heat	MIL-STD-202H, Method 210	+260 °C , 10 s
Operational life	MIL-STD-202, Method 108	1000 hours, +85 °C
Temperature cycling	MIL-STD-202G	High temperature= +125 °C, low temperature -40 °C, conversion time 15 minutes, 32 cycles
Biased humidity	MIL-STD-202G	+85 °C, 85% RH, Duration= 1000 hours
Vibration	MIL-STD-202	10 Hz to 80 Hz, Increased at +3 dB/octave, 80 Hz to 350 Hz, 0.053 g <sup>2</sup> /Hz, 350 Hz to 2000 Hz, Decrease at -3 dB/octave, X, Y and Z vibrate for 15 minutes each.
Mechanical shock	MIL-STD-202, Method 213	Half-sine shock pulse, peak=50 g's, 11 ms, total 18 shocks
Terminal strength	CBA203A-001	Standard: 4.5 kg, Minimum: 60 s, no visible damage

Solder reflow profile

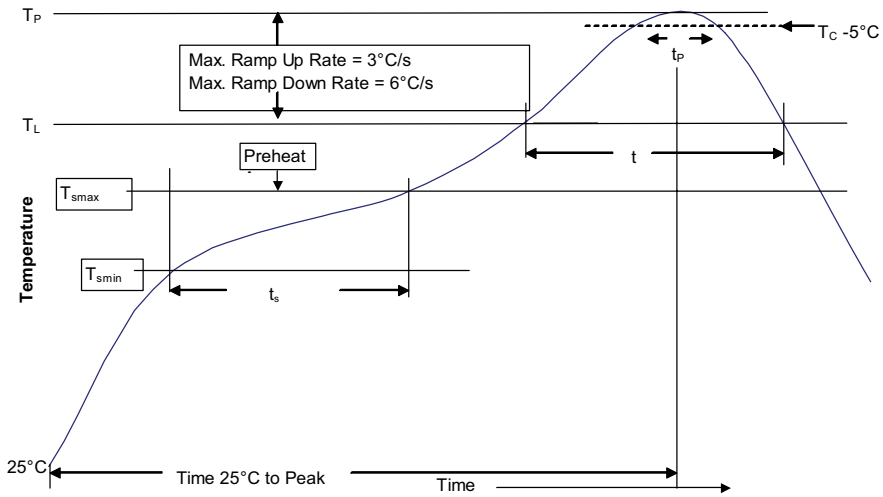


Table 1 - Standard SnPb solder (T<sub>C</sub>)

Package thickness	Volume mm <sup>3</sup> <350	Volume mm <sup>3</sup> ≥350
<2.5 mm	235 °C	220 °C
≥2.5 mm	220 °C	220 °C

Table 2 - Lead (Pb) free solder (T<sub>C</sub>)

Package thickness	Volume mm <sup>3</sup> <350	Volume mm <sup>3</sup> 350 - 2000	Volume mm <sup>3</sup> >2000
<1.6 mm	260 °C	260 °C	260 °C
1.6 – 2.5 mm	260 °C	250 °C	245 °C
>2.5 mm	250 °C	245 °C	245 °C

Reference J-STD-020

Profile feature	Standard SnPb solder	Lead (Pb) free solder
Preheat and soak		
• Temperature min. (T <sub>smin</sub> )	100 °C	150 °C
• Temperature max. (T <sub>smax</sub> )	150 °C	200 °C
• Time (T <sub>smin</sub> to T <sub>smax</sub> ) (t <sub>s</sub> )	60-120 seconds	60-120 seconds
Ramp up rate T <sub>L</sub> to T <sub>p</sub>	3 °C/ second max.	3 °C/ second max.
Liquidous temperature (T <sub>L</sub> )	183 °C	217 °C
Time (t <sub>L</sub> ) maintained above T <sub>L</sub>	60-150 seconds	60-150 seconds
Peak package body temperature (T <sub>p</sub> )*	Table 1	Table 2
Time (t <sub>p</sub> )* within 5 °C of the specified classification temperature (T <sub>C</sub> )	20 seconds*	30 seconds*
Ramp-down rate (T <sub>p</sub> to T <sub>L</sub> )	6 °C/ second max.	6 °C/ second max.
Time 25 °C to peak temperature	6 minutes max.	8 minutes max.

\* Tolerance for peak profile temperature (T<sub>p</sub>) is defined as a supplier minimum and a user maximum.

Life Support Policy: Eaton does not authorize the use of any of its products for use in life support devices or systems without the express written approval of an officer of the Company. Life support systems are devices which support or sustain life, and whose failure to perform, when properly used in accordance with instructions for use provided in the labeling, can be reasonably expected to result in significant injury to the user.

Eaton reserves the right, without notice, to change design or construction of any products and to discontinue or limit distribution of any products. Eaton also reserves the right to change or update, without notice, any technical information contained in this bulletin.

**Eaton**  
Electronics Division  
1000 Eaton Boulevard  
Cleveland, OH 44122  
United States  
Eaton.com/electronics

© 2023 Eaton  
All Rights Reserved  
Printed in USA  
Publication No. ELX1382 BU-ELX22250  
October 2023

Eaton is a registered trademark.  
All other trademarks are property of their respective owners.

Follow us on social media to get the latest product and support information.



## X-ON Electronics

Largest Supplier of Electrical and Electronic Components

*Click to view similar products for [Audio Transformers](#) / [Signal Transformers](#) category:*

*Click to view products by [Eaton](#) manufacturer:*

Other Similar products are found below :

[CU4S0506AT-2655-H1](#) [MGPWT-00449-P](#) [PE-64961](#) [1812WBT2-4](#) [BX1194WNL](#) [1879479-1](#) [PA1528ANL](#) [T1137NLT](#) [PE-65848FNLT](#)  
[H5019EFNL](#) [CX2045ALNLT](#) [TG1G-E201NV6LF](#) [MGPWT-00059-P](#) [MGPWT-00266-P](#) [MGPWT-00278-P](#) [MGPWT-00431-P](#) [TTC-100](#)  
[TTC-143-H](#) [TTC-5032-1](#) [4-1879391-0](#) [100213](#) [T1142NL](#) [TG1G-S001NZLF](#) [T1124NL](#) [1879732-1](#) [2-1879391-5](#) [MABA-010321-CT1A42](#)  
[TX1341NL](#) [H0013FNL](#) [H5020FNL](#) [H2009FNLT](#) [H5004NLT](#) [S553-5999-52-F](#) [SCMS7D43AY100PT1](#) [T5008NLT](#) [PE-68517T](#) [MGPWT-](#)  
[00339-P](#) [H5014FNLT](#) [TX1473NLT](#) [PE-69011NLT](#) [CX2043LNLT](#) [H7137FNLT](#) [H1259NLT](#) [TX1344NLT](#) [LM-LP-1005L](#) [H0013NLT](#)  
[S558-5500-JV](#) [TX1193NLT](#) [T7015NL](#) [T1124NLT](#)