

Indicator System and Fuse Bases (Blocks)



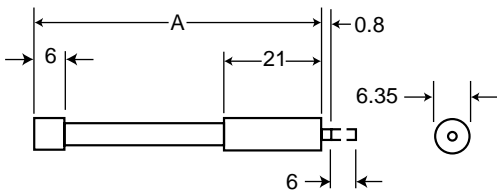
Trip-indicator fuselinks are available for use in parallel with the main fuselinks. They can either be attached to the associated fuselink or mounted separately in panel mounted fuse clips, Part No. CL1. A push-on adaptor and microswitch attachment is available for use with the trip indicator to give the facility of remote indication, reference MAI or MBI.

Fuse ratings of 20A and below cannot usually accommodate a trip fuselink in parallel.

Where trip indicator fuselinks are to be attached to the main fuselink, an accessory pack comprising a pair of mounting clips and an appropriate trip indicator fuselink will be required.

The ordering code references for these packs are listed below:

Fuse Type	Order Ref.	Fuse Type	Order Ref.
ET	EC-600	FM	MC-600
EET	EC-600	FMM	MC-600
FE	EC-600	LMT	MC-250
FEE	EC-600	LMMT	MC-250
LET	EC-250		



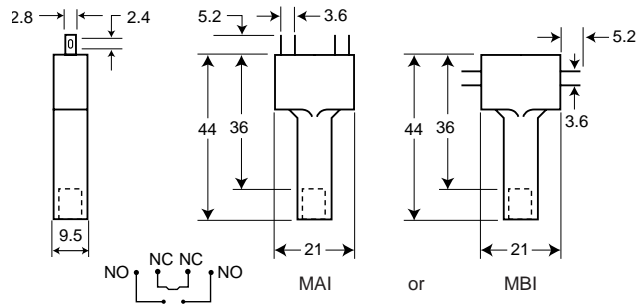
Dimensions in mm.
1mm = 0.0394" 1" = 25.4mm

Trip-indicator Fuselink Data


Type	Dim. 'A' Max.	Voltage Rating	Type	Dim. 'A' Max.	Voltage Rating
Ti250	37.6	250	Ti1100	98.4	1100
Ti500	47.5	500	Ti1500	120.8	1500
Ti600	55.7	600	Ti2000	147.5	2000
Ti700	61.8	700	Ti2500	198.3	2500

Microswitch and Adaptor Type MAI

Current Rating:	
AC 50/60Hz resistive load @ 250 VRMS	4A
AC 50/60Hz resistive load @ 127 VRMS	6A
DC, resistive load @ 110 Vdc	
	0.7
DC, resistive load @ 30 Vdc	
	2
Maximum Working Voltage:	
Contact-to-contact (RMS)	1000V
Contact-to-contact (RMS)	1500V



Universal and Stud Fuseblocks



Stud Fuseblocks

Part No.	Stud Height	Stud Dia. & Threads
C5268-1	1.00"	5/16-18
C5268-2	1.75"	5/16-18
C5268-3	0.75"	5/16-18
C5268-4	1.00"	1/4-20
C5268-5	1.75"	1/4-20

Universal Fuseblocks

Modular Base	Max. Voltage	Max. Fuse Current Rating	BIF Document
1BS101	600V	100A	1206
1BS102	600V	400A	1207
1BS103	600V	400A	1208
1BS104	600V	600A	1209

The only controlled copy of this BIF document is the electronic read-only version located on the Bussmann Network Drive. All other copies of this document are by definition uncontrolled. This bulletin is intended to clearly present comprehensive product data and provide technical information that will help the end user with design applications. Bussmann reserves the right, without notice, to change design or construction of any products and to discontinue or limit distribution of any products. Bussmann also reserves the right to change or update, without notice, any technical information contained in this bulletin. Once a product has been selected, it should be tested by the user in all possible applications.

X-ON Electronics

Largest Supplier of Electrical and Electronic Components

Click to view similar products for [Circuit Protection Kits](#) category:

Click to view products by [Eaton](#) manufacturer:

Other Similar products are found below :

[96-501A](#) [STANDARD SAMPLE KIT](#) [4030-02](#) [02800.0-01](#) [MC-600](#) [4879275](#) [4879279](#) [4879315](#) [4879333](#) [4879338](#) [4879374](#) [4879626](#)
[GSK-260](#) [B72499A9999K199](#) [ORBOX006Z](#) [B57888S0888M888](#) [B72499I9999K199](#) [B72499S9999K199](#) [01610.0-01](#) [B57999V5999J199](#)
[STD sample kit](#) [DK-IsoMOV-04](#) [DK-IsoMOV-02](#) [DK-IsoMOV-03](#) [SF-KIT-AUTO-1](#) [SF-KIT-AUTO-2](#) [SF-KIT-HC-1](#) [SF-KIT-HV-1](#) [SF-](#)
[KIT-IEC-1](#) [8C4-B-B21](#) [MAI](#) [X1180-01-XT202-1A](#) [X1180-01-ST201-4A](#) [Kit-GG01](#) [00227064](#) [00599362](#) [00680300](#) [0FHZ00854-BX](#)
[502069705](#) [01602.0-00](#) [B74999T9999M099](#) [96-500A](#) [ZENER-KIT](#) [A-2130](#) [B57999V2999J199](#) [820999](#) [Mini sample kit](#) [MS sample kit](#)
[KITTVSDIODE1TOBO1](#) [4030-01](#)