


# MCL2012V1

## Multilayer chip inductor



### Product features

- 0805 (2012 metric) package
- Low DC resistance, high current
- Multilayer monolithic construction yields high reliability
- Suitable for wave and reflow soldering
- Inductance range from 0.047 uH to 22 uH
- Moisture sensitivity level (MSL): 1

### Applications

- Industrial connectivity (IoT)
- Wireless communications
  - Bluetooth
  - WiFi
  - Antenna
- Machine-to-machine (M2M)
- Mobile phones
- Wearable devices
- Wireless LAN
- Computing/gaming consoles
- Broadband components
- RF transceiver modules

### Environmental data

- Operating temperature range: -40 °C to +85 °C (ambient plus self-temperature rise)
- Solder reflow temperature: J-STD-020 (latest revision) compliant



**Product specifications**

Part number	OCL (uH) ±20%	I Rated (mA) maximum	DCR (Ω) maximum @ +25°C	SRF (MHz) minimum	Test frequency (MHz)	Test voltage (mV)
MCL2012V1-R047-R	0.047	350	0.15	320	1.0	50
MCL2012V1-R056-R	0.056	350	0.15	320	1.0	50
MCL2012V1-R068-R	0.068	350	0.20	280	1.0	50
MCL2012V1-R082-R	0.082	350	0.20	280	1.0	50
MCL2012V1-R100-R	0.10	350	0.20	235	1.0	50
MCL2012V1-R120-R	0.120	350	0.20	220	1.0	50
MCL2012V1-R150-R	0.150	350	0.20	200	1.0	50
MCL2012V1-R180-R	0.180	300	0.25	185	1.0	50
MCL2012V1-R220-R	0.220	300	0.25	170	1.0	50
MCL2012V1-R270-R	0.270	300	0.25	150	1.0	50
MCL2012V1-R330-R	0.330	300	0.25	145	1.0	50
MCL2012V1-R390-R	0.390	250	0.30	135	1.0	50
MCL2012V1-R470-R	0.470	250	0.30	125	1.0	50
MCL2012V1-R560-R	0.560	200	0.36	115	1.0	50
MCL2012V1-R680-R	0.680	200	0.36	105	1.0	50
MCL2012V1-R820-R	0.820	200	0.36	100	1.0	50
MCL2012V1-1R0-R	1.0	220	0.26	75	1.0	50
MCL2012V1-1R2-R	1.2	220	0.26	65	1.0	50
MCL2012V1-1R5-R	1.5	180	0.30	60	1.0	50
MCL2012V1-1R8-R	1.8	180	0.30	55	1.0	50
MCL2012V1-2R2-R	2.2	150	0.36	50	1.0	50
MCL2012V1-2R7-R	2.7	150	0.36	45	1.0	50
MCL2012V1-3R3-R	3.3	120	0.40	41	1.0	50
MCL2012V1-3R9-R	3.9	120	0.40	38	1.0	50
MCL2012V1-4R7-R	4.7	120	0.40	35	1.0	50
MCL2012V1-5R6-R	5.6	100	0.60	32	1.0	50
MCL2012V1-6R8-R	6.8	100	0.60	29	1.0	50
MCL2012V1-8R2-R	8.2	100	0.65	26	1.0	50
MCL2012V1-100-R	10	100	0.65	24	1.0	50
MCL2012V1-120-R	12	100	0.65	22	1.0	50
MCL2012V1-150-R	15	50	0.75	19	1.0	50
MCL2012V1-180-R	18	50	0.75	18	1.0	50
MCL2012V1-220-R	22	50	0.75	16	1.0	50

1. Test frequency and voltage at +25 °C
2. Resistance to soldering heat: +260 ±5 °C for 10 ± 1 second
3. At low temperature (-40 ±2°C) the inductance change is within ±10%
4. At high temperature (+85 ±2°C) the inductance change is within ±10%
5. Rated I: When rated I is applied to the product, self-temperature rise will be 40 °C or less.

6. Part Number Definition: MCL2012V1-xxx-R  
MCL2012 = Product code and size  
V1= Version indicator  
xxx= inductance value in uH, R= decimal point,  
If no R is present then last character equals number of zeros  
-R suffix = RoHS compliant

Dimensions (mm)



Schematic



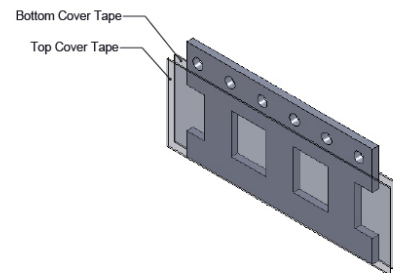
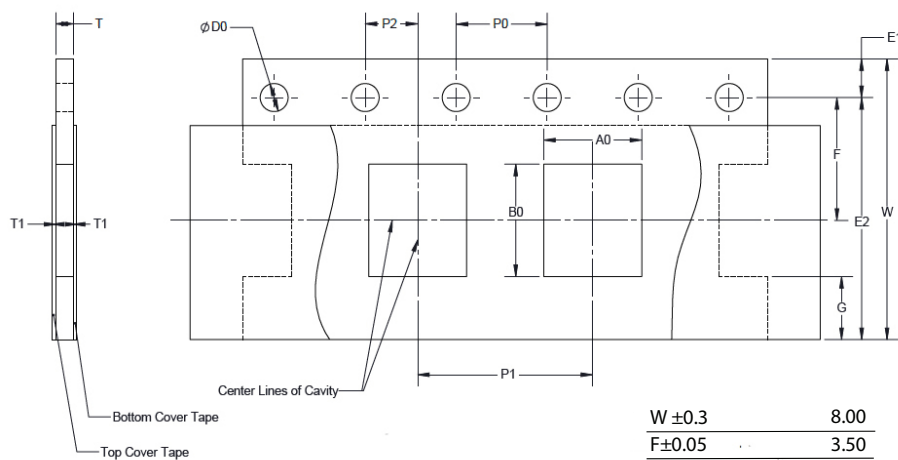
Part Number	L	W	T	a	A	B	C
MCL2012V1-xx-R	2.0 ±0.20	1.2 ±0.20	0.90 ±0.20	0.50 ±0.30	1.6 ±0.10	1.2 ±0.10	04 ±0.10

No part marking  
All soldering surfaces to be coplanar within 0.1 millimeters  
Tolerances are ±0.2 millimeters unless stated otherwise  
Pad layout tolerances are ±0.1 millimeters unless stated otherwise  
Do not route traces or vias underneath the inductor

Packaging information (mm)

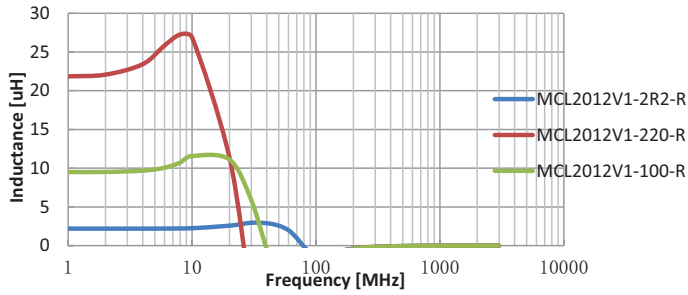
Drawing not to scale

Supplied in tape and reel packaging, 4000 parts per 7" diameter reel

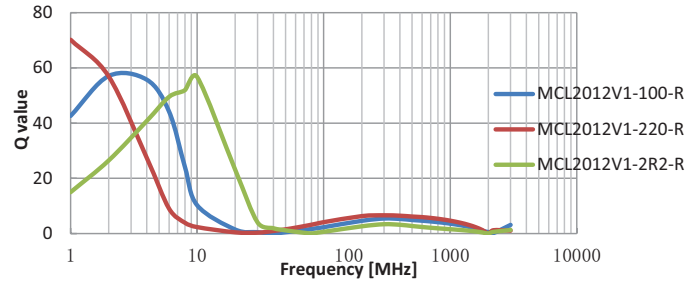


W ±0.3	8.00
F ±0.05	3.50
E1 ±0.10	1.75
E2 Min	6.25
P0 ±0.10	4.00
P1 ±0.2	4.00
P2 ±0.1	2.00
D0 +0.10/-0	1.50
A0	1.5 ±0.20
B0	2.3 ±0.20
T Max	1.10
T1 Max	na

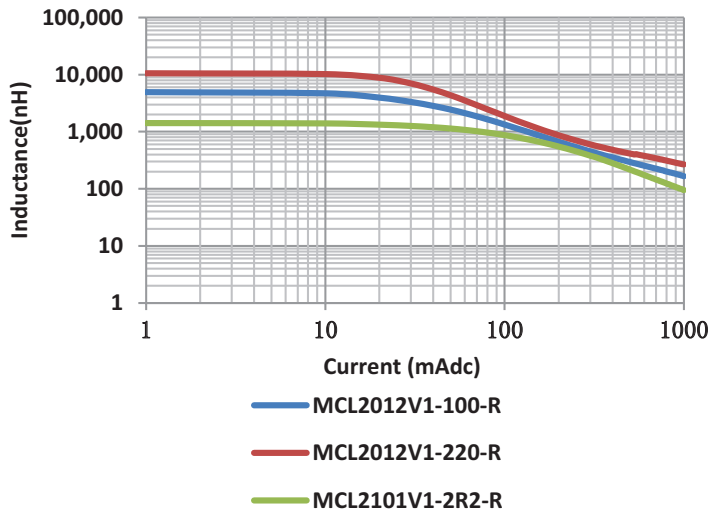
**Inductance vs frequency**



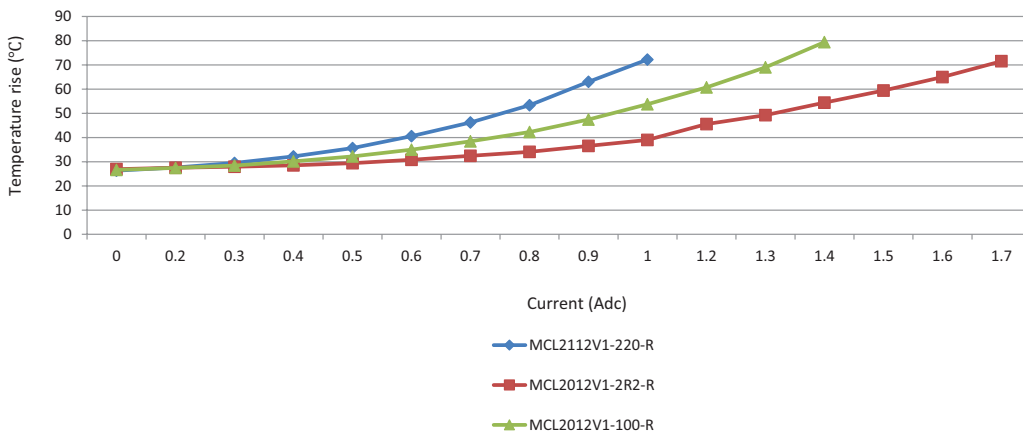
**Q vs frequency**



**Inductance vs current**



**Temperature rise vs current**



Solder reflow profile



Table 1 - Standard SnPb solder ( $T_c$ )

Package Thickness	Volume mm <sup>3</sup> <350	Volume mm <sup>3</sup> ≥350
<2.5 mm)	235 °C	220 °C
≥2.5 mm	220 °C	220 °C

Table 2 - Lead (Pb) free solder ( $T_c$ )

Package thickness	Volume mm <sup>3</sup> <350	Volume mm <sup>3</sup> 350 - 2000	Volume mm <sup>3</sup> >2000
<1.6 mm	260 °C	260 °C	260 °C
1.6 – 2.5 mm	260 °C	250 °C	245 °C
>2.5 mm	250 °C	245 °C	245 °C

Reference J-STD-020

Profile feature	Standard SnPb solder	Lead (Pb) free solder
Preheat and soak		
• Temperature min. ( $T_{smin}$ )	100 °C	150 °C
• Temperature max. ( $T_{smax}$ )	150 °C	200 °C
• Time ( $T_{smin}$ to $T_{smax}$ ) ( $t_s$ )	60-120 seconds	60-120 seconds
Average ramp up rate $T_{smax}$ to $T_p$	3 °C/ second max.	3 °C/ second max.
Liquidous temperature ( $T_L$ )	183 °C	217 °C
Time at liquidous ( $t_L$ )	60-150 seconds	60-150 seconds
Peak package body temperature ( $T_p$ )*	Table 1	Table 2
Time ( $t_p$ )** within 5 °C of the specified classification temperature ( $T_c$ )	10 seconds**	10 seconds**
Average ramp-down rate ( $T_p$ to $T_{smax}$ )	6 °C/ second max.	6 °C/ second max.
Time 25 °C to peak temperature	6 minutes max.	8 minutes max.

\* Tolerance for peak profile temperature ( $T_p$ ) is defined as a supplier minimum and a user maximum.

\*\* Tolerance for time at peak profile temperature ( $t_p$ ) is defined as a supplier minimum and a user maximum.

### Wave solder profile



### Reference EN 61760-1:2006

Profile feature	Standard SnPb solder	Lead (Pb) free solder
Preheat		
• Temperature min. ( $T_{smin}$ )	100 °C	100 °C
• Temperature typ. ( $T_{styp}$ )	120 °C	120 °C
• Temperature max. ( $T_{smax}$ )	130 °C	130 °C
• Time ( $T_{smin}$ to $T_{smax}$ ) ( $t_s$ )	70 seconds	70 seconds
$\Delta$ preheat to max Temperature	150 °C max.	150 °C max.
Peak temperature ( $T_p$ )*	235 °C – 260 °C	250 °C – 260 °C
Time at peak temperature ( $t_p$ )	10 seconds max 5 seconds max each wave	10 seconds max 5 seconds max each wave
Ramp-down rate	~ 2 K/s min ~3.5 K/s typ ~5 K/s max	~ 2 K/s min ~3.5 K/s typ ~5 K/s max
Time 25 °C to 25 °C	4 minutes	4 minutes

### Manual solder

+350 °C, 4-5 seconds. (by soldering iron), generally manual, hand soldering is not recommended.

Life Support Policy: Eaton does not authorize the use of any of its products for use in life support devices or systems without the express written approval of an officer of the Company. Life support systems are devices which support or sustain life, and whose failure to perform, when properly used in accordance with instructions for use provided in the labeling, can be reasonably expected to result in significant injury to the user.

Eaton reserves the right, without notice, to change design or construction of any products and to discontinue or limit distribution of any products. Eaton also reserves the right to change or update, without notice, any technical information contained in this bulletin.

**Eaton**  
**Electronics Division**  
1000 Eaton Boulevard  
Cleveland, OH 44122  
United States  
[www.eaton.com/electronics](http://www.eaton.com/electronics)

© 2019 Eaton  
All Rights Reserved  
Printed in USA  
Publication No. 10928 BU-MC19060  
June 2019

Eaton is a registered trademark.

All other trademarks are property of their respective owners.

Follow us on social media to get the latest product and support information.



## X-ON Electronics

Largest Supplier of Electrical and Electronic Components

*Click to view similar products for [Fixed Inductors](#) category:*

*Click to view products by [Eaton](#) manufacturer:*

Other Similar products are found below :

[CR43NP-680KC](#) [CR54NP-820KC](#) [CR54NP-8R5MC](#) [CTX32CT-100](#) [70F224AI](#) [MGDQ4-00004-P](#) [MHL1ECTTP18NJ](#) [MHL1JCTTD12NJ](#)  
[PE-51506NL](#) [PE-53601NL](#) [PE-53602NL](#) [PE-53630NL](#) [PE-53824SNLT](#) [PE-92100NL](#) [PG0434.801NLT](#) [PG0936.113NLT](#) [9310-16](#) [PM06-2N7](#) [PM06-39NJ](#) [A01TK](#) [1206CS-471XJ](#) [HC2-2R2TR](#) [HC2LP-R47-R](#) [HC3-2R2-R](#) [1206CS-151XG](#) [RCH664NP-140L](#) [RCH664NP-4R7M](#)  
[RCH8011NP-221L](#) [RCP1317NP-332L](#) [RCP1317NP-391L](#) [RCR1010NP-470M](#) [RCR110DNP-331L](#) [DH2280-4R7M](#) [DS1608C-106](#) [ASPI-4020HI-R10M-T](#) [B10TJ](#) [B82477P4333M](#) [B82498B3101J000](#) [B82498B3680J000](#) [ELJ-RE27NJF2](#) [1812CS-153XJ](#) [1812CS-183XJ](#) [1812CS-223XJ](#) [1812LS-104XJ](#) [1812LS-105XJ](#) [1812LS-124XJ](#) [1812LS-154XJ](#) [1812LS-223XJ](#) [1812LS-224XJ](#) [1812LS-563XJ](#)