


PTS0805

SMD PTC fuse



Product features

- Positive temperature coefficient (PTC)
- SMT resettable fuse
- Low resistance
- Voltage range 6 V to 24 V
- Current ratings from 0.1 A to 0.75 A
- Fast time-to-trip
- Compact 0805 (2012 metric) footprint
- Moisture sensitivity level (MSL): 1

Applications

- USB Peripherals
- Disk drives
- Power tools
- Rechargeable battery pack protection
- Plug and play protection for motherboards and peripherals
- Mobile phones - battery and port protection
- Game console port protection
- Digital cameras
- Set-top boxes
- Tablets/notebooks/netbooks

Agency information

- cURus Recognition file number: E343021
- TUV: R50283843



Environmental compliance



Part number/ordering

PTS08056V035

- PT= PTC fuse
- S= Surface mount
- 0805= size code
- 6V= Maximum dc voltage rating
- 035= Ihold rating (035=0.35 A)

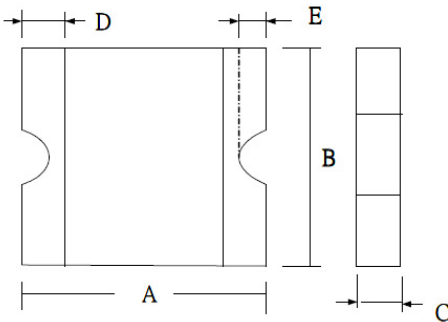
Product specifications

Part number	V _{max} ¹	I _{max} ²	I _{hold} ³	I _{trip} ⁴	P _d ⁵	Time to trip (maximum)		Resistance ⁶		Agency information		
	(V _{dc})	(A)	(A)	(A)	typical (W)	(A)	(seconds)	Initial (R _i) minimum (Ω)	Post trip (R _i) maximum (Ω)	Part marking	cURus	TUV
PTS080524V010	24	100	0.10	0.30	0.5	0.5	1.5	1.00	6.00	D		
PTS08059V020	9	100	0.20	0.50	0.5	8.0	0.05	0.65	3.50	L	x	x
PTS08056V035	6	100	0.35	0.75	0.5	8.0	0.10	0.25	1.20	T	x	x
PTS08056V050	6	100	0.50	1.00	0.5	8.0	0.20	0.15	0.85	O	x	x
PTS08056V075	6	100	0.75	1.50	0.5	8.0	0.30	0.09	0.40	X	x	x

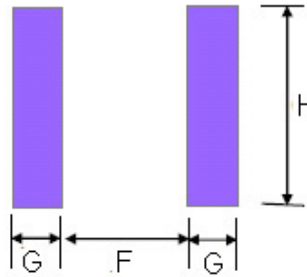
- V_{max}: Maximum continuous voltage the device can withstand without damage at current
- I_{max}: Maximum fault current the device can withstand without damage at rated voltage
- I_{hold}: Maximum current the device will pass without interruption at +23 °C still air
- I_{trip}: Minimum current that will transition the device from low resistance to high resistance at +23 °C still air
- P_d: Power dissipated from the device when in tripped state at +23 °C still air

- R_i: Minimum resistance of the device at +23 °C
R_i: Maximum resistance of the device when measured one hour post reflow at +23 °C

Dimensions—mm

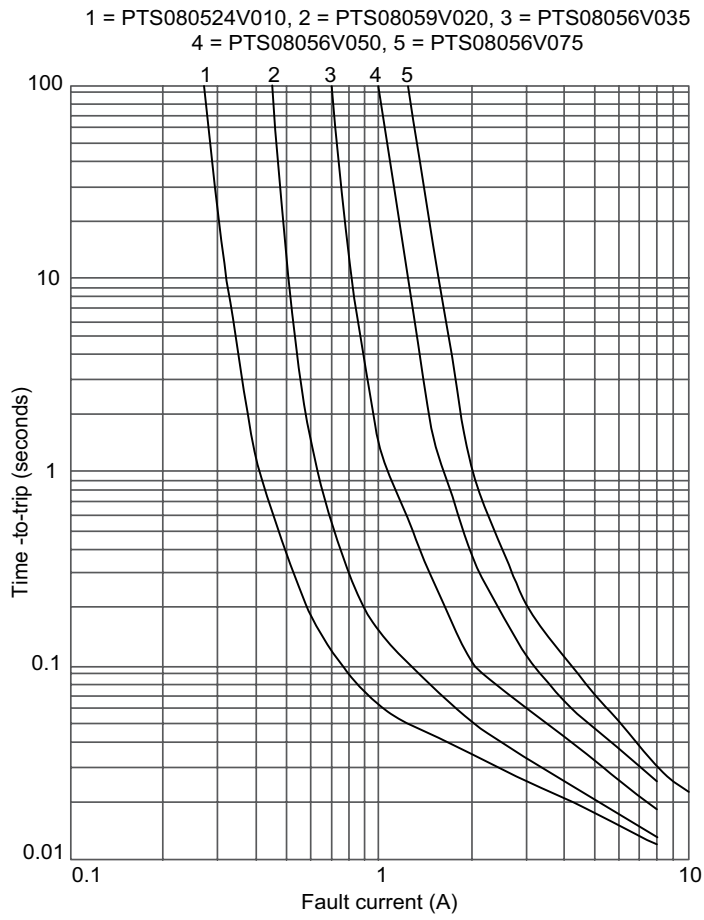


Recommended pad layout—mm

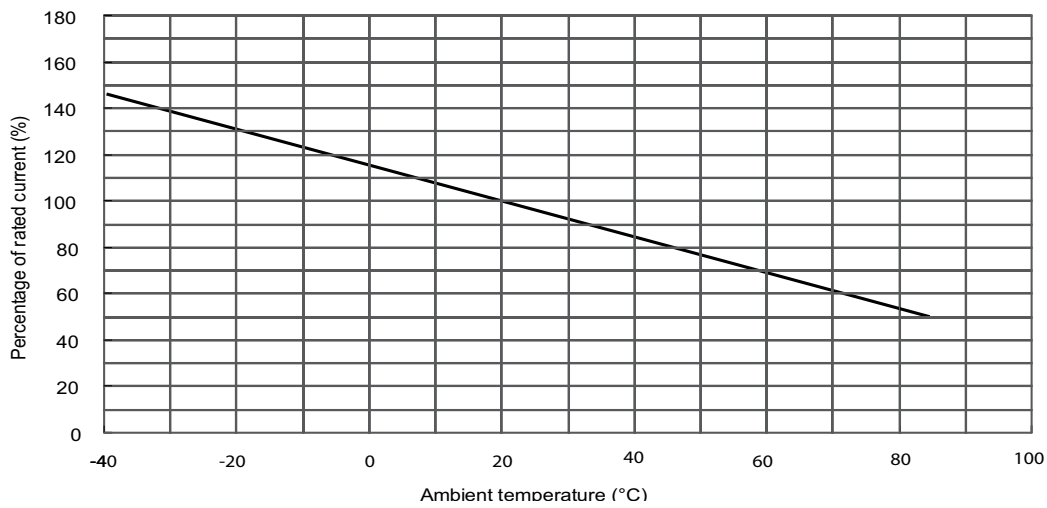


Part number	A minimum	A maximum	B minimum	B maximum	C minimum	C maximum	D minimum	D maximum	E minimum	E maximum	F	G	H
PTS080524V010	2.00	2.20	1.20	1.50	0.4	0.85	0.15	0.55	0.05	0.45	1.2	1.0	1.5
PTS08059V020	2.00	2.20	1.20	1.50	0.4	0.85	0.15	0.55	0.05	0.45	1.2	1.0	1.5
PTS08056V035	2.00	2.20	1.20	1.50	0.3	0.75	0.15	0.55	0.05	0.45	1.2	1.0	1.5
PTS08056V050	2.00	2.20	1.20	1.50	0.3	0.85	0.15	0.55	0.05	0.45	1.2	1.0	1.5
PTS08056V075	2.00	2.20	1.20	1.50	0.5	0.85	0.15	0.55	0.05	0.45	1.2	1.0	1.5

Time to trip curves at +23 °C



Temperature derating curve

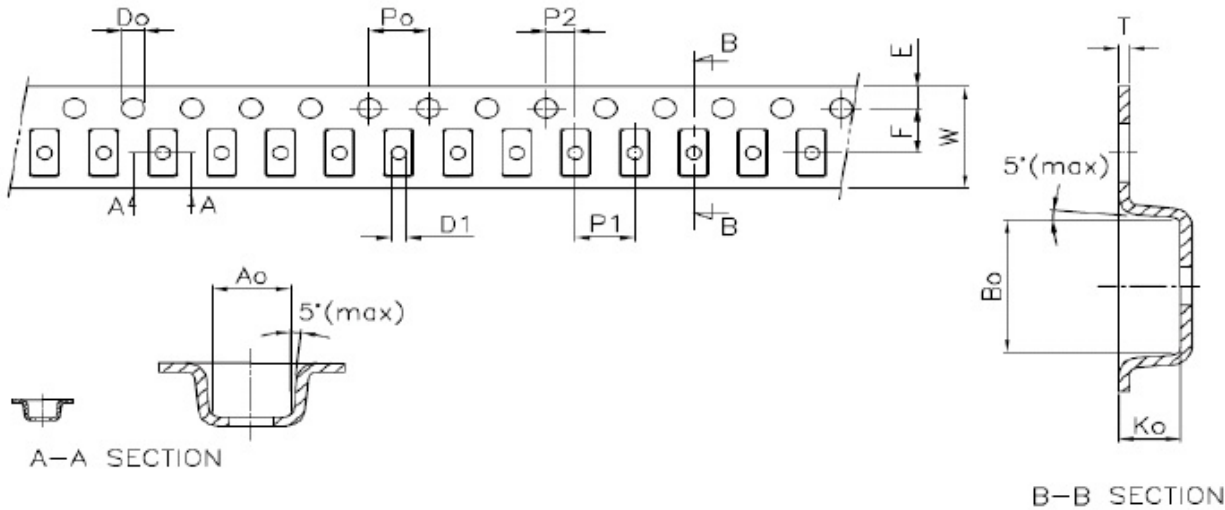


General specifications

Operating temperature: -40 °C to + 85 °C (with derating)
Storage temperature: -10 °C to + 40 °C
Storage relative humidity: ≤75%
Storage condition: Keep away from corrosive atmosphere and sunlight
Storage duration: 1 year
Thermal shock: (20 cycles - 40 °C to + 85 °C) -33% typical resistance change
Humidity: +85 °C, 85% relative humidity, 1000 hours ±5% typical resistance change
Resistance to solvents: MIL-STD- 202 Method 215

Packaging information-mm

Supplied in tape and reel packaging , 4000 parts per 7.0" diameter reel
PTS080524V010, PTS08059V020, PTS08056V035, PTS08056V050, PTS08056V075



A0 ±0.10	B0 ±0.10	K0 ±0.10	P0 ±0.10	P1 ±0.10	P2 ±0.05	T ±0.05	E ±0.10	F ±0.05	D0 ±0.10	D1 Min.	W ±0.10	10P0 ±0.20
1.6	2.3	0.9	4.0	4.0	2.0	0.25	1.75	3.5	1.5	1.0	8.1	40.0

Solder reflow profile

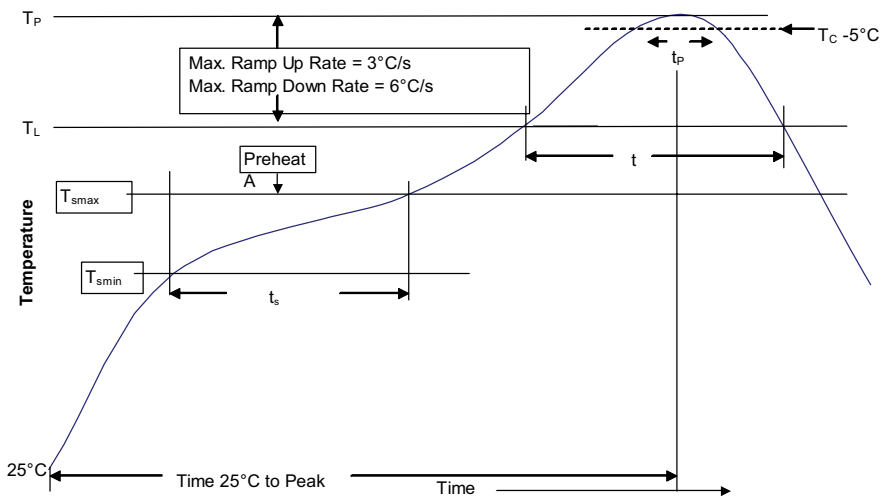


Table 1 - Standard SnPb solder (T_C)

Package thickness	Volume mm ³ <350	Volume mm ³ ≥350
<2.5 mm)	235 °C	220 °C
≥2.5 mm	220 °C	220 °C

Table 2 - Lead (Pb) free solder (T_C)

Package thickness	Volume mm ³ <350	Volume mm ³ 350 - 2000	Volume mm ³ >2000
<1.6 mm	260 °C	260 °C	260 °C
1.6 – 2.5 mm	260 °C	250 °C	245 °C
>2.5 mm	250 °C	245 °C	245 °C

Reference J-STD-020

Profile feature	Standard SnPb solder	Lead (Pb) free solder
Preheat and soak		
• Temperature min. (T_{smin})	100 °C	150 °C
• Temperature max. (T_{smax})	150 °C	200 °C
• Time (T_{smin} to T_{smax}) (t_s)	60-120 seconds	60-120 seconds
Ramp up rate T_L to T_P	3 °C/ second max.	3 °C/ second max.
Liquidous temperature (T_L)	183 °C	217 °C
Time (t_l) maintained above T_L	60-150 seconds	60-150 seconds
Peak package body temperature (T_P)*	Table 1	Table 2
Time (t_p)* within 5 °C of the specified classification temperature (T_C)	20 seconds*	30 seconds*
Ramp-down rate (T_P to T_L)	6 °C/ second max.	6 °C/ second max.
Time 25 °C to peak temperature	6 minutes max.	8 minutes max.

* Tolerance for peak profile temperature (T_P) is defined as a supplier minimum and a user maximum.

Life Support Policy: Eaton does not authorize the use of any of its products for use in life support devices or systems without the express written approval of an officer of the Company. Life support systems are devices which support or sustain life, and whose failure to perform, when properly used in accordance with instructions for use provided in the labeling, can be reasonably expected to result in significant injury to the user.

Eaton reserves the right, without notice, to change design or construction of any products and to discontinue or limit distribution of any products. Eaton also reserves the right to change or update, without notice, any technical information contained in this bulletin.

Eaton
Electronics Division
1000 Eaton Boulevard
Cleveland, OH 44122
United States
Eaton.com/electronics

© 2021 Eaton
All Rights Reserved
Printed in USA
Publication No. 10130 PCN21026, PCN21027
November 2021

Eaton is a registered trademark.
All other trademarks are property of their respective owners.

Follow us on social media to get the latest product and support information.



X-ON Electronics

Largest Supplier of Electrical and Electronic Components

Click to view similar products for [Resettable Fuses - PPTC](#) category:

Click to view products by [Eaton](#) manufacturer:

Other Similar products are found below :

[RF0077-000](#) [RF0627-000](#) [RF3301-000](#) [RF3382-000](#) [RF3394-000](#) [RF3399-000](#) [SMD125-2](#) [RF1973-000](#) [RF2531-000](#) [RF2873-000](#) [RF3060-000](#) [RF3311-000](#) [TR600-150Q-B-0.5-0.130](#) [RXE090](#) [5E4795/04-1502](#) [TRF250-080T-B-1.0-0.125](#) [SMD100-2](#) [NIS5431MT1TXG](#) [SMD250-2](#) [RS30-090](#) [RS30-600](#) [RS30-800](#) [RS30-900](#) [RS60RB-160](#) [RS60SB-250](#) [SB250-145](#) [K30U400](#) [0ZCH0110AF2E](#) [BK60-110-DI-E0.6](#) [BK250-120-SZ-E0.6](#) [BK60-010-DI-E0.5](#) [BK250-040-DY-E0.6](#) [RF2631-000](#) [NIS4461MT3TXG](#) [NIS5420MT2TXG](#) [NIS5420MT3TXG](#) [NIS6420MT1TWG](#) [RF5032-000](#) [RF5051-000](#) [RF5105-000](#) [RF5062-000](#) [RF5055-000](#) [RF5052-000](#) [2920L075/72MR](#) [BSMD0603-025-24V](#) [BSMD0402L-005](#) [BSMD0603-010-9V](#) [BSMD1812-020-60V](#) [BSMD2920-400-30V](#) [BSMD0603-010-12V](#)