

STN101050BL30

TVS Diode ESD suppressor



Product features

- Protects one bi-directional I/O line
- Low clamping voltage
- Low operating voltage: 5.0 V
- Low leakage current
- Ultra low capacitance: 0.3 pF typical
- Meets moisture sensitivity level (MSL) 3
- Molding compound flammability rating: UL 94V-0
- Termination finish: Ni/Pd/Au

Applications

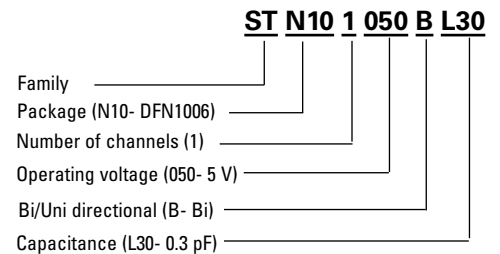
- USB ports
- Display port
- Wireless communications
- Digital visual interface (DVI)
- Cellular handsets & accessories

Environmental compliance and general specifications

- IEC61000-4-2 (ESD)
 - ±20 kV (air)
 - ±20 kV (contact)
- IEC61000-4-5 (Lightning) 4.5 A (8/20 us)



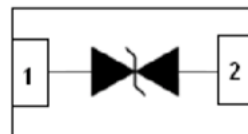
Ordering part number



Pin out/functional diagram



DFN1006-2L



PIN Configuration

Absolute maximum ratings

(+25 °C, RH=45%-75%, unless otherwise noted)

STN101050BL30

Parameter	Symbol	Value	Unit
Peak pulse power dissipation on 8/20 μ s waveform	P _{pp}	100	W
ESD per IEC 61000-4-2 (Air)	V _{ESD}	+/-20	kV
ESD per IEC 61000-4-2 (Contact)		+/-20	
Lead soldering temperature	T _L	+260 (10 seconds)	°C
Operating junction temperature range	T _J	-55 to +125	°C
Storage temperature range	T _{STG}	-55 to +150	°C

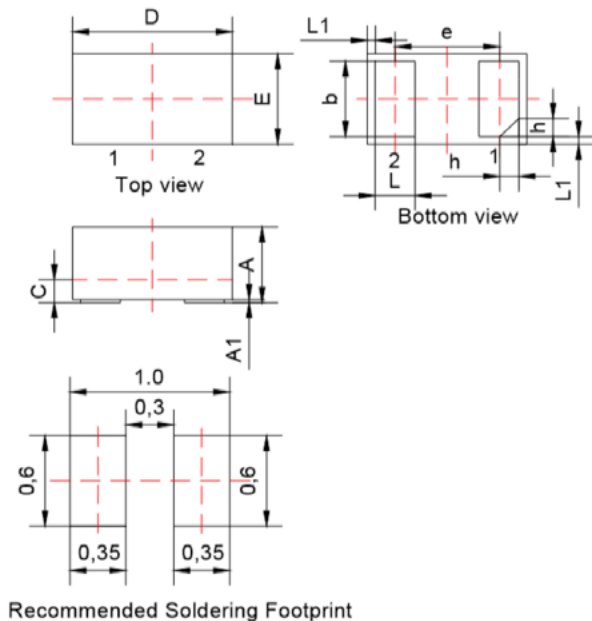
Electrical characteristics

(+25 °C)

STN101050BL30

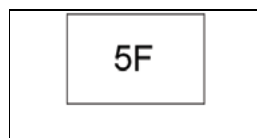
Parameter	Test condition	Minimum	Typical	Maximum	Symbol (Units)
Reverse working voltage	-	-	-	5.0	V _{RWM} (V)
Reverse breakdown voltage	I _T = 1 mA	6.0	-	-	V _{BR} (V)
Reverse leakage current	V _{RWM} = 5 V	-	-	1.0	I _R (μ A)
Peak pulse current	t _p = 8/20 μ s	-	-	4.5	I _{PP} (A)
Clamping voltage	I _{PP} = 1 A, t _p = 8/20 μ s	-	10	12.5	V _C (V)
	I _{PP} = 2.5 A, t _p = 8/20 μ s	-	15	18	V _C (V)
	I _{PP} = 4.5 A, t _p = 8/20 μ s	-	25	30	V _C (V)
Junction capacitance	V _{RWM} = 0 V, f = 1 MHz	-	0.3	0.5	C _J (pF)

Mechanical parameters, pad layout- mm



Dimension	Minimum	Typical	Maximum
A	0.45	0.50	0.55
A1	0.00	0.02	0.05
b	0.45	0.50	0.55
C	0.12	0.15	0.18
D	0.95	1.00	1.05
e		0.65 BSC	
E	0.55	0.60	0.65
L	0.20	0.25	0.30
L1		0.05 REF	
h	0.07	0.12	0.17

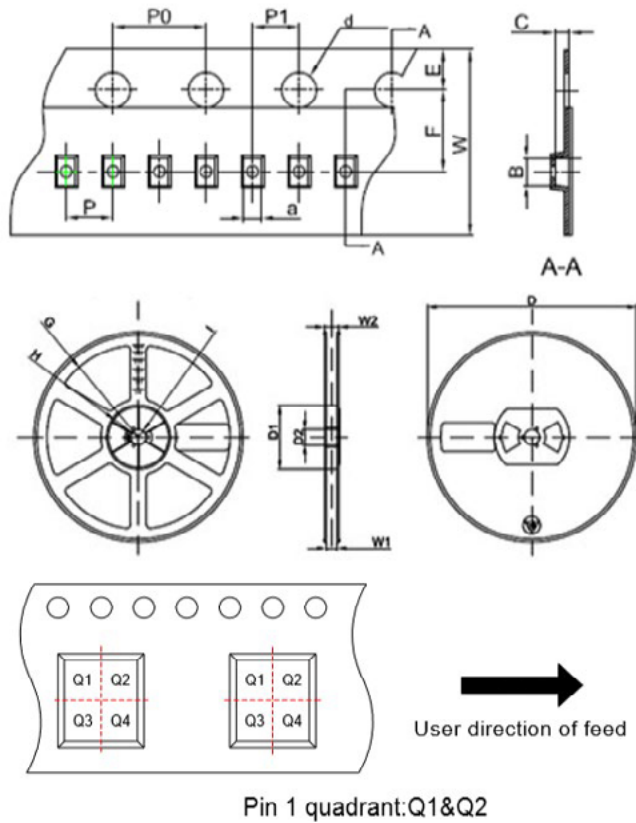
Part marking



Packaging information mm/inches

Drawing not to scale.

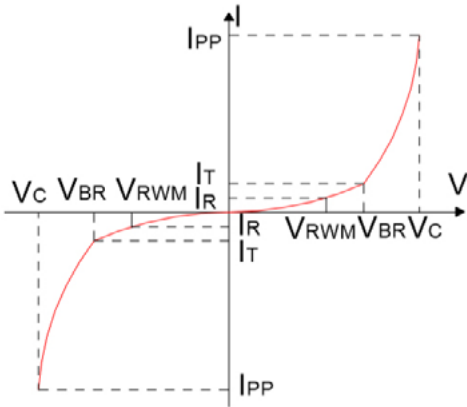
Supplied in tape and reel packaging, 10,000 parts per 7" EIA-481 diameter reel



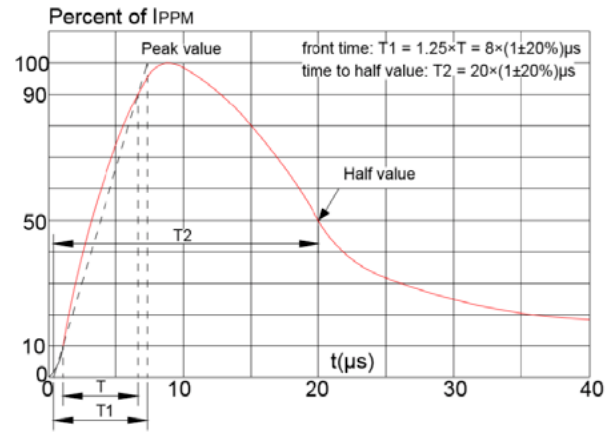
Symbol	Millimeters	Inches
	Typ.	Typ.
a	0.66	0.026
B	1.15	0.045
C	0.66	0.026
d	Φ1.50	Φ0.059
E	1.75	0.069
F	3.50	0.138
P0	4.00	0.157
P	2.00	0.079
P1	2.00	0.079
W	8.00	0.315
D	Φ178	Φ7.008
D1	54.40	2.142
D2	13.00	0.512
G	R78.00	R3.071
H	R25.60	R1.008
I	R6.50	R0.256
W1	9.50	0.374
W2	12.30	0.484

Ratings and V-I characteristic curves (+25 °C unless otherwise noted)

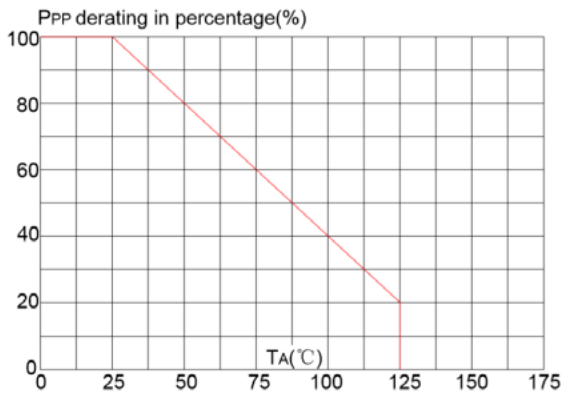
V- I curve characteristics (Bi-directional)



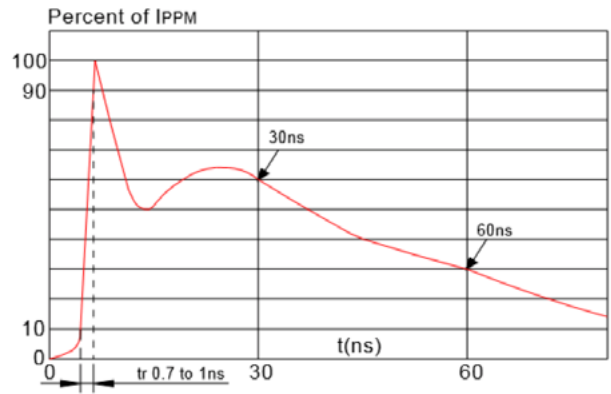
Pulse waveform (8/20 μ s)



Pulse derating curve



ESD waveform



Solder reflow profile

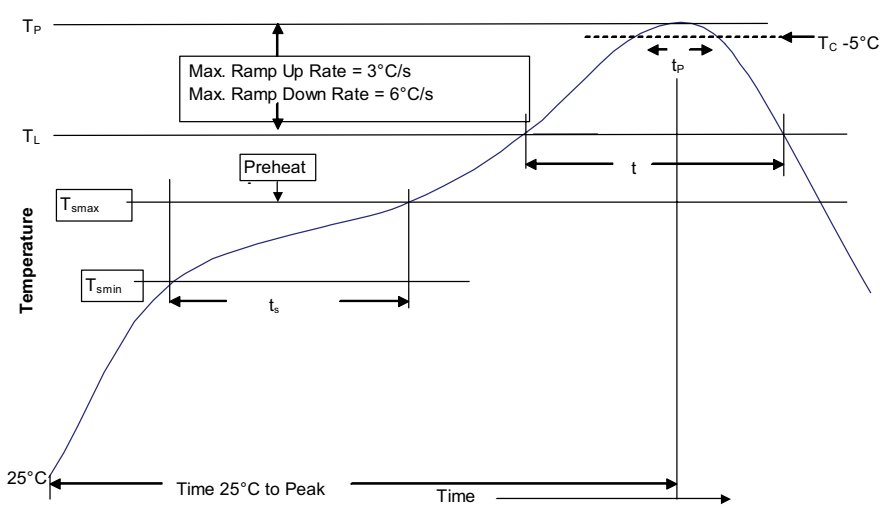


Table 1 - Standard SnPb solder (T_c)

Package thickness	Volume mm ³ <350	Volume mm ³ ≥350
<2.5 mm	235 °C	220 °C
≥2.5 mm	220 °C	220 °C

Table 2 - Lead (Pb) free solder (T_c)

Package thickness	Volume mm ³ <350	Volume mm ³ 350 - 2000	Volume mm ³ >2000
<1.6 mm	260 °C	260 °C	260 °C
1.6 – 2.5 mm	260 °C	250 °C	245 °C
>2.5 mm	250 °C	245 °C	245 °C

Reference J-STD-020

Profile feature	Standard SnPb solder	Lead (Pb) free solder
Preheat and soak		
• Temperature min. (T_{smin})	100 °C	150 °C
• Temperature max. (T_{smax})	150 °C	200 °C
• Time (T_{smin} to T_{smax}) (t_s)	60-120 seconds	60-120 seconds
Ramp up rate T_L to T_p	3 °C/ second max.	3 °C/ second max.
Liquidous temperature (T_L)	183 °C	217 °C
Time (t_L) maintained above T_L	60-150 seconds	60-150 seconds
Peak package body temperature (T_p)*	Table 1	Table 2
Time (t_p)* within 5 °C of the specified classification temperature (T_c)	20 seconds*	30 seconds*
Ramp-down rate (T_p to T_L)	6 °C/ second max.	6 °C/ second max.
Time 25 °C to peak temperature	6 minutes max.	8 minutes max.

* Tolerance for peak profile temperature (T_p) is defined as a supplier minimum and a user maximum.

Life Support Policy: Eaton does not authorize the use of any of its products for use in life support devices or systems without the express written approval of an officer of the Company. Life support systems are devices which support or sustain life, and whose failure to perform, when properly used in accordance with instructions for use provided in the labeling, can be reasonably expected to result in significant injury to the user.

Eaton reserves the right, without notice, to change design or construction of any products and to discontinue or limit distribution of any products. Eaton also reserves the right to change or update, without notice, any technical information contained in this bulletin.

Eaton
Electronics Division
1000 Eaton Boulevard
Cleveland, OH 44122
United States
Eaton.com/electronics

© 2020 Eaton
All Rights Reserved
Printed in USA
Publication No. 11141 BU-MC20123
September 2020

Eaton is a registered trademark.
All other trademarks are property of their respective owners.

Follow us on social media to get the latest product and support information.

f t in y g+



X-ON Electronics

Largest Supplier of Electrical and Electronic Components

Click to view similar products for [ESD Suppressors / TVS Diodes](#) category:

Click to view products by [Eaton](#) manufacturer:

Other Similar products are found below :

[60KS200C](#) [D12V0H1U2WS-7](#) [D18V0L1B2LP-7B](#) [82356050220](#) [D5V0M5U6V-7](#) [NTE4902](#) [P4KE27CA](#) [P6KE11CA](#) [P6KE39CA-TP](#)
[P6KE8.2A](#) [SA110CA](#) [SA60CA](#) [SA64CA](#) [SMBJ12CATR](#) [SMBJ8.0A](#) [SMLJ30CA-TP](#) [ESD101-B1-02ELS E6327](#) [ESD112-B1-02EL E6327](#)
[ESD119B1W01005E6327XTSA1](#) [ESD5V0L1B02VH6327XTSA1](#) [ESD7451N2T5G](#) [19180-510](#) [CPDT-5V0USP-HF](#) [3.0SMCJ33CA-F](#)
[3.0SMCJ36A-F](#) [HSPC16701B02TP](#) [D3V3Q1B2DLP3-7](#) [D55V0M1B2WS-7](#) [DESD5V0U1BL-7B](#) [DRTR5V0U4SL-7](#) [SCM1293A-04SO](#)
[ESD200-B1-CSP0201 E6327](#) [ESD203-B1-02EL E6327](#) [SM12-7](#) [SMF8.0A-TP](#) [SMLJ45CA-TP](#) [CEN955 W/DATA](#) [82350120560](#)
[82356240030](#) [VESD12A1A-HD1-GS08](#) [CPDUR5V0R-HF](#) [CPDUR24V-HF](#) [CPDQC5V0U-HF](#) [CPDQC5V0USP-HF](#) [CPDQC5V0-HF](#)
[D1213A-01LP4-7B](#) [D1213A-02WL-7](#) [ESDLIN1524BJ-HQ](#) [5KP100A](#) [5KP15A](#)