

BCI motor.

BCI-63.XX

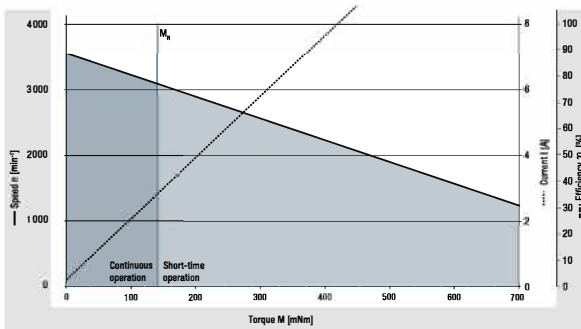


- Direct current motor with permanent magnets made of ceramic bound ferrite
- Mechanical commutation through 12-piece collector
- Closed steel motor housing with die-cast zinc bearing flanges
- Operation in both directions of rotation
- Service life 3 000 h for continuous operation (S1)
- Insulation class B
- Protection class IP 40, optionally higher

Nominal data					
Type		BCI-63.25-A00	BCI-63.25-B00	BCI-63.55-A00	BCI-63.55-B00
Nominal voltage (U_{BN})	V DC	12	24	12	24
Nominal speed (n_N)*	rpm	3 150	3 150	3 000	3 300
Nominal torque (M_N)*	mNm	140	140	270	270
Nominal current (I_{BN})*	A	5.40	2.70	8.60	4.90
Nominal output power (P_N)*	W	46	46	85	93
Rated efficiency, approx. (η_N)	%	71	71	79	79
Free-running speed (n_0)	min ⁻¹	3 600			
Free-running current (I_{BL})	A	0.80	0.40	1.00	0.50
Starting torque (M_A)	mNm	840	1 100	1 900	2 550
Starting current (I_A)	A	28.0	17.5	63.0	40.0
Induced voltage (U_{imax})	V/1 000 rpm	3.20	6.60	3.30	6.70
Connection resistance (R_v)	Ohm	0.44	1.40	0.19	0.65
Connection inductance (L_v)	mH	0.70	2.90	0.40	1.50
Rotor moment of inertia (J_R)	kgm ² x 10 ⁻⁶	40	40	75	75
Heat resistance (R_{th})	K/W	2.75	2.75	2.45	2.45
Protection class**		IP 40			
Permissible ambient temperature range (T_U)	°C	0 ... +40			
Weight	kg	1.20	1.20	1.70	1.70
Order no.		on request	931 6325 001	on request	931 6355 140
Subject to alterations	* at T_U max. 40°C ** Classification of protection class refers to installed state with sealing on the flange side				

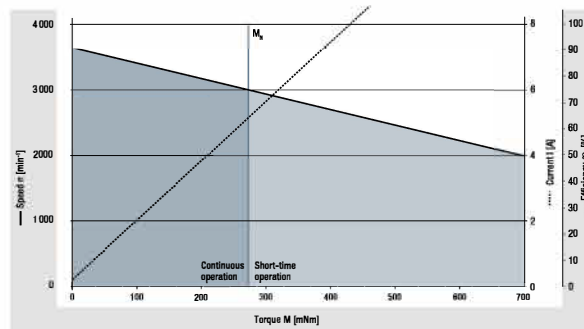
Characteristic curve

BCI-63.25, 24 V (at 25°C)



¹⁾ Nominal data, see table

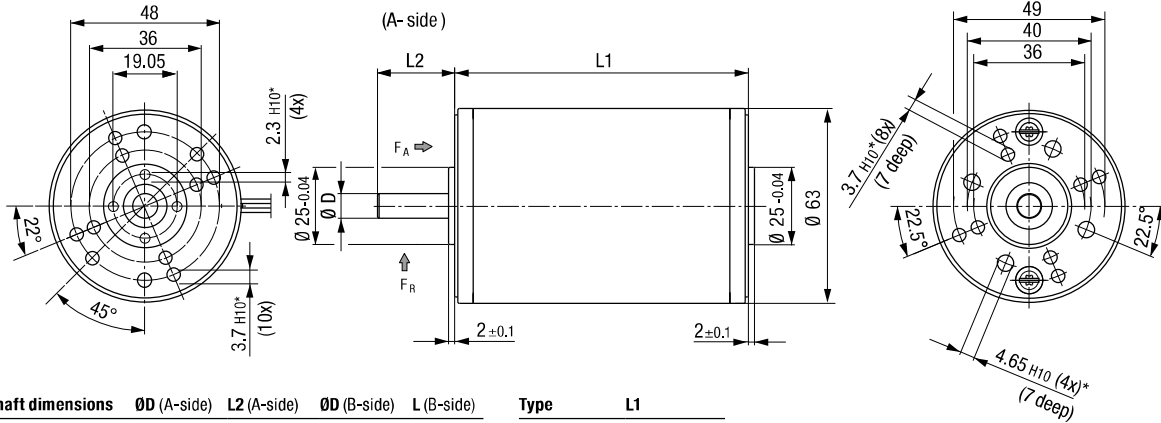
BCI-63.55, 24 V (at 25°C)



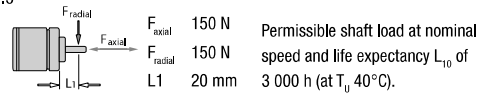
¹⁾ Nominal data, see table

Technical drawing

Image standard type / All dimensions in mm



Shaft dimensions	ØD (A-side)	L2 (A-side)	ØD (B-side)	L (B-side)	Type	L1
Standard type	8 _{g5}	25.0 mm	--	--	BCI-63.25	95 ± 0.5
Preferred type	8 _{g5}	20.2 mm	8 _{g5}	15 mm	BCI-63.55	125 ± 0.5



* Blind holes for thread-forming screws according to DIN 7500

Electrical connection

Connection cable

Color	Function	
red	Power supply (+)	Cable length 300 ± 30 from motor Cable end 7 ± 2 stripped and tin-coated
black	GND (-)	

Change of the rotating direction is possible by polarity reversal of the wires

Modular construction kit

<p>Brake system</p> <p>Spring-applied braking BFK 457-03 (page 48)</p>	<p>Basic motor</p>	<p>Planetary gearhead</p> <p>Performax® 63 (page 26)</p>
<p>Encoder system</p> <p>Magnetic encoder system PMG 2-X (page 50)</p> <p>Optical incremental encoder HEDS 5500 / PWB AE30 (page 52)</p>		<p>Crown gearhead</p> <p>EtaCrown® 75 (page 30)</p> <p>EtaCrown®Plus 63 (page 34)</p>
		<p>Spur gearheads</p> <p>Compactline 90 (page 36)</p> <p>Compactline 91 (page 38)</p> <p>Flatline 85 (page 44)</p>

For motor-gearbox combinations, depending on the choice of the single components, the maximum allowable torque (gearbox) can be exceeded or respectively not reached.

X-ON Electronics

Largest Supplier of Electrical and Electronic Components

Click to view similar products for [AC, DC & Servo Motors](#) category:

Click to view products by [ebm papst](#) manufacturer:

Other Similar products are found below :

[M2E068-DF13-79](#) [79207644](#) [805470B40040MY](#) [80807028](#) [808070Y01125Z](#) [808550Y00049Z](#) [823055C10001MWY](#) [82520405](#) [82664024](#)
[82802504](#) [R88MK10030H](#) [M4E068-EC03-01](#) [M4E068-CF01-01](#) [79265119](#) [80510503](#) [805470A40040MY](#) [805470B40020MY](#) [80627003](#)
[808070Y00250Y](#) [808070Y83.33Y](#) [823055A20001MW](#) [825140A40010MP](#) [825290C43.75MX](#) [82714023](#) [82800003](#) [82830009](#) [82810017](#)
[R88M-K90010F-S2](#) [R88M-K1K030H-S2](#) [89830012](#) [82840003](#) [82840004](#) [82869011](#) [82524021](#) [82862202](#) [82869006](#) [82861013](#) [80803009](#)
[80547015](#) [82862205](#) [R88M-K40030T-B](#) [80527006](#) [82330514](#) [81021118](#) [82524004](#) [89800008](#) [82867009](#) [82662564](#) [82662515](#) [82600041](#)