

# ECI motor.

## ECI-63.XX-K1

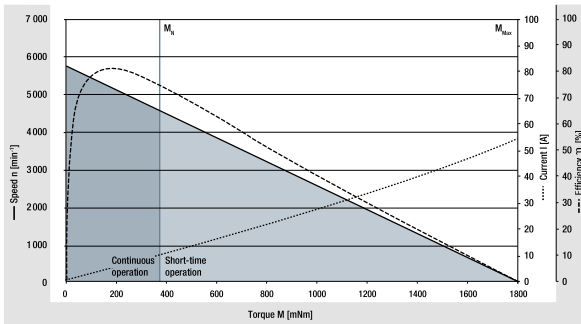


- Highly dynamic 3-phase internal rotor motor with EC technology
- Low cogging torque
- Robust, noise-optimized ball bearing system for a long service life
- High efficiency and high power density realized in a compact design
- Basic motor with electronic module K1 for operation with external control electronics
- Mechanical design and interfaces designed for modular flexibility
- Protection class IP 40 / IP 54 and connection by connector system

Nominal data							
Type		ECI-63.20-K1 -B00	ECI-63.20-K1 -D00	ECI-63.40-K1 -B00	ECI-63.40-K1 -D00	ECI-63.60-K1 -B00	ECI-63.60-K1 -D00
Nominal voltage ( $U_N$ )	V DC	24	48	24	48	24	48
Nominal speed ( $n_N$ )**	rpm	4 000					
Nominal torque ( $M_N$ )**	mNm	360	360	670	670	800	880
Nominal current ( $I_N$ )**	A	8.50	4.50	14.0	6.50	17.6	8.50
Nominal output power ( $P_N$ )**	W	150	150	280	280	335	370
Starting torque ( $M_{max}$ )	mNm	1 800	1 800	3 300	3 300	5 300	4 400
Permissible peak current ( $I_{max}$ )***	A	55	30	95	45	150	57
Speed at no-load operation ( $n_0$ )	rpm	5 800	6 800	5 900	5 900	6 100	6 000
No-load current ( $I_0$ )	A	0.50	0.30	0.70	0.32	1.30	0.45
Recommended speed control range	rpm	0 ... 5 000					
Rotor moment of inertia ( $J_R$ )	kgm <sup>2</sup> x10 <sup>-6</sup>	19	19	38	38	57	57
Motor constant ( $K_E$ )	mVs/rad	41.4	73.3	40.4	83.8	40.4	83.8
Connection resistance ( $R_N$ )	Ω	0.14	0.42	0.08	0.24	0.04	0.15
Connection inductance ( $L_N$ )	mH	0.26	0.88	0.14	0.57	0.09	0.33
Overload protection		To be implemented via the control electronics					
Permissible ambient temperature range ( $T_U$ )	°C	0 ... +40					
Weight	kg	0.90	0.90	1.20	1.20	1.50	1.50
Order no. (wire interface)*	IP 40	932 6320 103	932 6320 105	932 6340 103	932 6340 105	932 6360 106	932 6360 108
Order No. (connector interface)*	IP 54	932 6320 100	932 6320 102	932 6340 100	932 6340 102		932 6360 102
Subject to alterations		* Classification of protection class refers to installed state with sealing on the flange side The wave geometry for the IP54 version differs from the illustrated drawing ** At $T_U$ max. 40°C *** Permissible time for peak current: max. 1 sec. – to be repeated only after complete cool down					

**Characteristic curve**

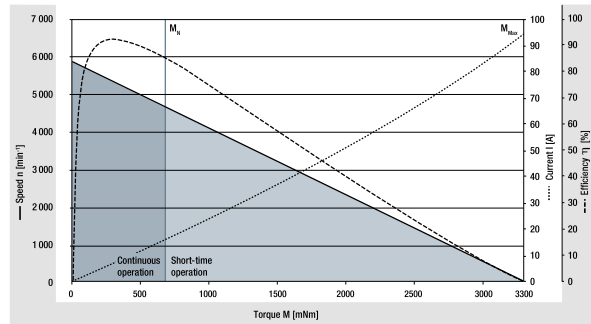
ECI-63.20-K1, 24 V (at 25°C)



<sup>1)</sup> Nominal data, see table

Characteristic curve 48 V on request

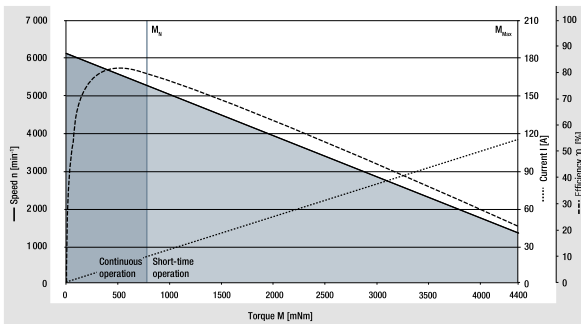
ECI-63.40-K1, 24 V (at 25°C)



<sup>1)</sup> Nominal data, see table

Characteristic curve 48 V on request

ECI-63.60-K1, 24 V (at 25°C)



<sup>1)</sup> Nominal data, see table

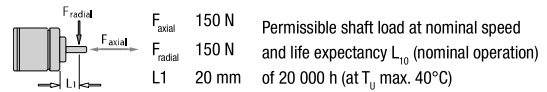
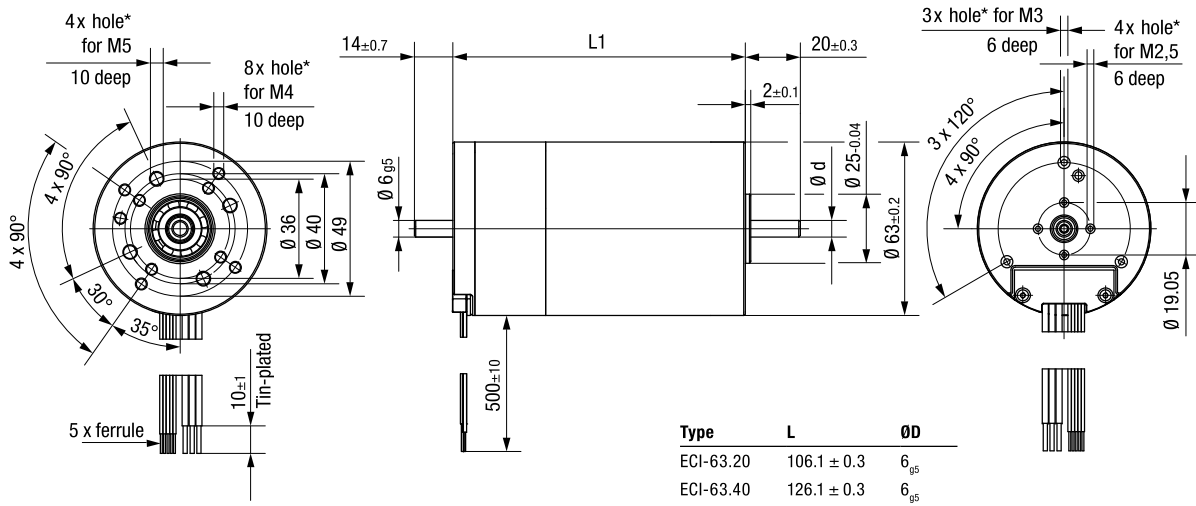
Characteristic curve 48 V on request

# ECI motor.

## ECI-63.XX-K1

### Technical drawing Strand design


All dimensions in mm



\* For thread-rolling screws according to DIN 7500

### Electrical connection

Supply wire		
Wire	Color	Function
1	yellow	Phase W
2	violet	Phase V
3	brown	Phase U



Signal wire		
Wire	Color	Function
4	green	Hall A
5	white	Hall B
6	gray	Hall C
7	red	$U_B$
8	black	GND

## X-ON Electronics

Largest Supplier of Electrical and Electronic Components

*Click to view similar products for [AC, DC & Servo Motors](#) category:*

*Click to view products by [ebm papst](#) manufacturer:*

Other Similar products are found below :

[M2E068-DF13-79](#) [79207644](#) [805470B40040MY](#) [80807028](#) [808070Y01125Z](#) [808550Y00049Z](#) [823055C10001MWY](#) [82520405](#) [82664024](#)  
[82802504](#) [R88MK10030H](#) [HG16-240-AB-00](#) [M4E068-EC03-01](#) [M4E068-CF01-01](#) [79265119](#) [80510503](#) [805470A40040MY](#)  
[805470B40020MY](#) [80627003](#) [808070Y00250Y](#) [808070Y83.33Y](#) [823055A20001MW](#) [825140A40010MP](#) [825290C43.75MX](#) [82714023](#)  
[82800003](#) [82830009](#) [82810017](#) [R88M-K90010F-S2](#) [R88M-K1K030H-S2](#) [89830012](#) [82840003](#) [82840004](#) [82869011](#) [82524021](#) [82862202](#)  
[82869006](#) [82861013](#) [80803009](#) [80547015](#) [82862205](#) [R88M-K40030T-B](#) [80527006](#) [82330514](#) [81021118](#) [82524004](#) [89800008](#) [82867009](#)  
[82662564](#) [82662515](#)