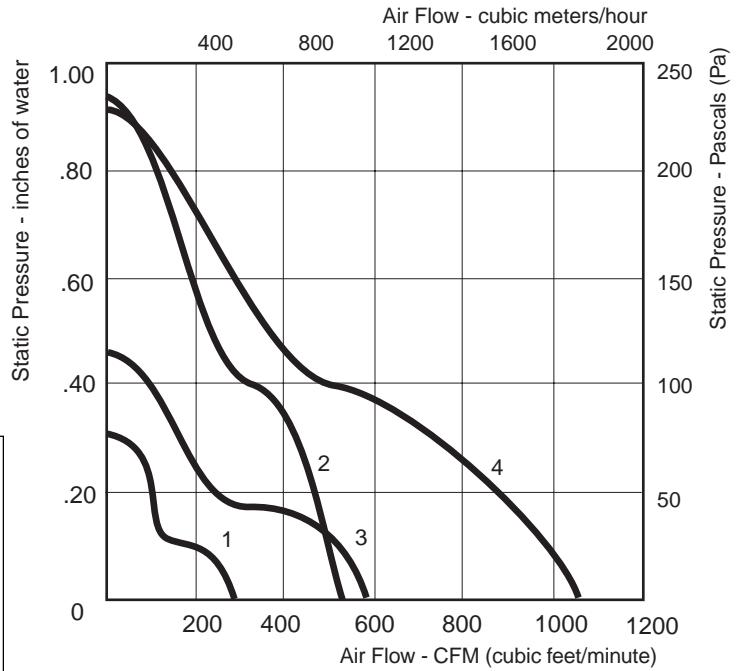
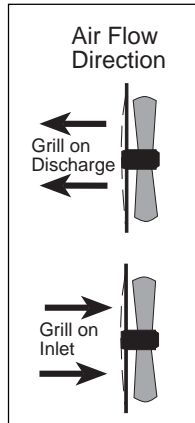


7.7" & 9.8" A-blade Axial Fans

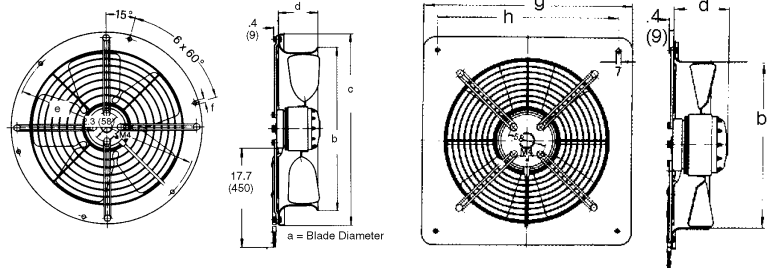


- Blades permanently attached to the external rotor motor for optimum motor cooling and reliable, long life operation
- Select Fan, Fan with Guard, Fan in round or square housing



Dimensions

| Type | Dimensions - inches (mm) | | | | | | | |
|---------|--------------------------|---------------|---------------|-------------|---------------|------------|---------------|---------------|
| | a | b | c | d | e | f | g | h |
| W...200 | 7.7 (195) | 7.9 (200) | 11.0 (280) | 3.1 (80) | 9.8 (250) | 0.3 (7) | 12.3 (312) | 10.2 (260) |
| W...250 | 9.8 (250) | 10.0 (254) | 12.6 (320) | 3.3 (85) | 11.6 (295) | 0.3 (7) | 14.6 (370) | 12.6 (320) |



Part Numbers in this table: ROUND Venturi Housing with Grill on Discharge

| Curve Number | PART NUMBER* | Volts | Hertz | Watts | Grill | Blade Dia (in) | CFM @ 0" | Temp. dBA | Temp. Max °C | Wgt. (lbs.) | Wiring Dgm# | Capacitor (µf) |
|--------------|-----------------------|-------|-------|-------|--------|----------------|----------|-----------|--------------|-------------|-------------|----------------|
| 1 | W4S200-CA16-51 | 115 | 60 | 34 | Dischg | 8 | 262 | 53 | 65 | 3 | B | none |
| 1 | W4S200-CA02-51 | 230 | 50/60 | 34 | Dischg | 8 | 262 | 53 | 65 | 3 | B | none |
| 2 | W2E200-CE63-51 | 115 | 50/60 | 82 | Dischg | 8 | 520 | 69 | 75 | 6 | A | 6 |
| 2 | W2E200-CE31-51 | 230 | 50/60 | 82 | Dischg | 8 | 520 | 69 | 75 | 6 | A | 1.5 |
| 3 | W4S250-CA20-51 | 115 | 60 | 80 | Dischg | 10 | 589 | 62 | 50 | 4 | B | none |
| 3 | W4S250-CA02-51 | 230 | 50/60 | 67 | Dischg | 10 | 589 | 62 | 40 | 4 | B | none |
| 4 | W2E250-CB13-51 | 115 | 60 | 190 | Dischg | 10 | 1060 | 71 | 50 | 7 | A | 16 |
| 4 | W2E250-CB05-51 | 230 | 60 | 190 | Dischg | 10 | 1060 | 71 | 50 | 7 | A | 4 |

* Air Flow Direction listed has grill on discharge and a blade rotation of L.

| ROUND Housing, Grill on Inlet | | SQUARE Plate, Grill Discharge | | SQUARE Plate, Grill on Inlet | |
|-------------------------------|----------------|-------------------------------|----------------|------------------------------|----------------|
| 115 V | 230V | 115V | 230V | 115V | 230V |
| W4S200-CA16-52 | W4S200-CA02-52 | W4S200-DA16-51 | W4S200-DA02-51 | W4S200-DA16-52 | W4S200-DA02-52 |
| W2E200-CE63-52 | W2E200-CE31-52 | W2E200-DE63-51 | W2E200-DE31-51 | W2E200-DE63-52 | W2E200-DE31-52 |
| W4S250-CA20-52 | W4S250-CA02-52 | W4S250-DA20-51 | W4S250-DA02-51 | W4S250-DA20-52 | W4S250-DA02-52 |
| W2E250-CB13-52 | W2E250-CB05-52 | W2E250-DB13-51 | W2E250-DB05-51 | W2E250-DB13-52 | W2E250-DB05-52 |

X-ON Electronics

Largest Supplier of Electrical and Electronic Components

Click to view similar products for [ebm papst](#) manufacturer:

Other Similar products are found below :

[3312M](#) [M4Q045-DA05-E4](#) [4114N](#) [8218J/2H3](#) [W1G200-EA95-68](#) [DV6248U](#) [6224NT](#) [M4Q045-CA03-75](#) [M4Q045-CF01-75](#) [D2E133-DM27-D8](#) [8314S](#) [8506A](#) [G2E140-AL30-48](#) [R1G225-AG15-11](#) [R2D270-AB12-09](#) [R2E190-RA50-21](#) [R2E225-BD40-21](#) [R3G310-AL09-30](#) [R4E400-AP15-10](#) [REF100-11/14](#) [RER160-28/56S](#) [9496-2-4039-1](#) [A2D240-AA02-10](#) [A2D250-AA06-52](#) [G2E120-FV56-16](#) [G2E160-AY47-57](#) [G2S085-AA19-15](#) [QR06A-2/106349](#) [R1G250-AQ21-52](#) [R2E180CH0312](#) [R2E225-BD92-36](#) [R3G175-AF25-02](#) [LZ27](#) [RG125-19/12N/2](#) [RH31M-6/104372](#) [RH56M-6/204689](#) [3800](#) [RLF100-11/18](#) [D1G133-DC17-52](#) [D2E097-BI56-48](#) [55416.30320](#) [3314U](#) [D4E180-BA04-18](#) [4112NHH](#) [412/2H-048](#) [412FH-132](#) [W2E300-CP02-37](#) [W2G110-AK43-83](#) [W4D350-CA06-14](#) [422JM](#)