

These products represent our selection of miniature tubular high frequency crystals. They feature outstanding shock/vibration resistance and environmental characteristics.

### FEATURES

- Cost effective
- Excellent aging
- Wide frequency range
- Excellent reliability

### PART NUMBERING GUIDE *"EXAMPLE"*

		FREQUENCY		LOAD CAPACITANCE*		PACKAGE TYPE**
ECS	-	35	-	16	-	10
ECS	-	160	-	16	-	9

\* Load capacitance (xx=xx pF, S= series resonance), \*\* Package Type examples (10 = 3x10, 9 = 3x9)

### OPERATING CONDITIONS/ELECTRICAL CHARACTERISTICS

PARAMETERS		ECS-3x10	ECS-3x9	CONDITIONS
FREQUENCY RANGE	$f_0$	3.5MHz ~ 4MHz	4MHz ~ 30MHz (fund), 30MHz ~ 70MHz (3rd OT)	
FREQUENCY TOLERANCE	$\Delta f/f_0$	±50 PPM		@ +25°C
FREQUENCY VS. TEMP. CHARAC.	$\Delta f/f_0$	±50 PPM		-10°C ~ +60°C
OPERATING TEMPERATURE RANGE	$T_{OPR}$	-10 ~ +60		°C
STORAGE TEMP. RANGE	$T_{STG}$	-40 ~ +85		°C
EQUIVALENT SERIES RESISTANCE	$R_1$	See table		
LOAD CAPACITANCE	$C_L$	16.0 pF typ. (Customer Specified)		pF
SHUNT CAPACITANCE	$C_0$	5.0 max.		pF
DRIVE LEVEL	$D_L$	50µW ~ 100µW		µW
INSULATION RESISTANCE	IR	500MΩ min.		DC 100V ±15V
AGING (FIRST YEAR)	$\Delta f/f_0$	±5 PPM max.		25°C ±3°C
SHOCK RESISTANCE		±5 PPM Drop test of 3 times on a hard board from 75 cm height or shock test of 3000G x 0.3ms x 1/2 sin wave x 3 directions		Conditions will vary depending on frequency

### EQUIVALENT SERIES RESISTANCE/ MODE OF OSCILLATION

FREQUENCY MHz	EQUIVALENT SERIES RESISTANCE	MODE
3.5MHz ~ 4MHz	200 Ω MAX.	Fundamental
4MHz ~ 6MHz	150 Ω MAX.	
6MHz ~ 10MHz	100 Ω MAX.	
10MHz ~ 30MHz	50 Ω MAX.	
30MHz ~ 36MHz	100 Ω MAX.	3rd O/T
36MHz ~ 70MHz	80 Ω MAX.	

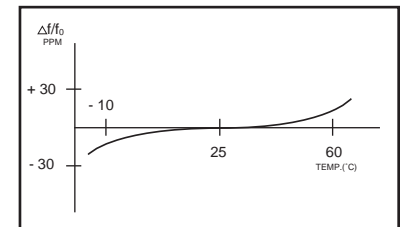


Figure 3) Frequency vs Temperature Curve

### PACKAGE DIMENSIONS (mm)

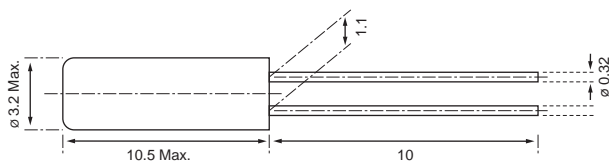


Figure 1) ECS-3x10

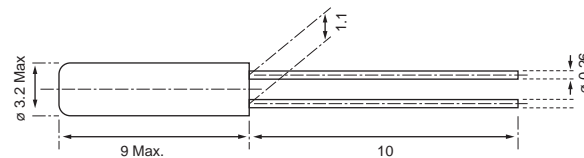


Figure 2) 3x9

## X-ON Electronics

Largest Supplier of Electrical and Electronic Components

*Click to view similar products for [Crystals](#) category:*

*Click to view products by [ECS Inc](#) manufacturer:*

Other Similar products are found below :

[CX3225GB25000M0PPSZ1](#) [718-13.2-1](#) [MC405 32.0000K-R3:PURE SN](#) [7A-40.000MAAE-T](#) [FL2000085](#) [99-BU](#) [9B-15.360MBBK-B](#) [9C-7.680MBBK-T](#) [H10S-12.000-18-EXT-TR](#) [ABC2-6.000MHZ-D4Z-T](#) [ABLS-20.000MHZ-D2-T](#) [ABS071-32.768KHZ-6-T](#) [R38-32.768-12.5-5PPM-NPB](#) [BTD1062E05A-513](#) [21U15A-21.4MHZ](#) [RTX-781DF1-S-20.950](#) [LFX TAL066198Cutt](#) [9C-14.31818MBBK-T](#) [A-11.000MHZ-27](#) [ABL-27.000MHZ-B4Y-T](#) [ABM11-132-24.000MHZ-T3](#) [ABM3B1-25.000MHZ-D2Y-T](#) [SPT2A-.032768B](#) [SPT2A.032768G](#) [SSPT7F-9PF20-R](#) [LFX TAL065253Cutt](#) [LFX TAL066431Cutt](#) [XT9S20ANA14M7456](#) [XT9SNLANA16M](#) [7A-24.576MBBK-T](#) [7B-30.000MBBK-T](#) [MMCC2R32.7680KHZ](#) [7A-14.31818MBBK-T](#) [6504-202-1501](#) [6526-202-1501](#) [ABLS-12.000MHZ-B2Y-T](#) [7A-10.000MBBK-T](#) [SG636PCE-20.000MC](#) [3404](#) [E1SAA18-25.000M TR](#) [CM315D32768EZFT](#) [C1E-24.000-7-2020-R](#) [C1E-19.200-12-1530-X-R](#) [C1E-16.000-12-1530-X-R](#) [ABM11-16.000MHZ-9-B1U-T](#) [FL5000014](#) [EUCA18-3.1872M](#) [FX0800015](#) [425F35E027M0000](#) [FP0800018](#)