

APPROVAL SHEET

Product Name: Quartz Thermistor Crystal

P/N.: ECS-192-7-36TC-CZY-TR

Customer's Name: _____

Specification Sheet#: _____

Date: 12/30/2020

Draw: A. Anderson

Check: D. Kelly

Customer Confirmation: _____



ECS Inc. International

TEL: 913-782-7787

FAX: 913-782-6991

http: www.ecsxtal.com



ECS Inc. International

■ REVISION HISTORY

NO.	DATE	EDITION	DRAW
1	12/30/2020	First Edition	A. Anderson
2			
3			
4			
5			
6			
7			
8			
9			
10			
11			
12			
13			
14			
15			
16			
17			
18			
19			
20			
21			
22			
23			
24			
25			
26			
27			
28			
29			
30			
31			
32			
33			
34			
35			
36			
37			



1. SCOPE

This specification relates to the Quartz Crystal to be supplied by ECS Inc. International.

2. SPECIFICATION

2-1. ELECTRICAL SPECIFICATION

Parameter	Value	Condition
Nominal Frequency	19.200000 MHz	
Mode of Vibration	AT-cut fundamental	
Operating Temperature Range	-30 ~ +85°C	
Storage Temperature Rangel	-40 ~ +105°C	
Drive level	10uW Typ., 100uW Max.	
Loading Capacitance	7 pF	
Test Set	250B PI-Network	
Initial Frequency Tolerance	±10 ppm Max.	TA= +25°C
Tolerance Over Temperature	±12 ppm Max.	TA= -30 ~ +85°C
Aging	±0.7ppm Max.	Per Year
Equivalent Series Resistance	80Ω Max.	
Quality Factor	75000 Min.	
Spurious Mode Resistance	1100Ω Min.	±1MHz
Motional Capacitance	1.8 fF ~ 3.1fF.	
Shunt Capacitance	0.3 pF ~ 1.3pF.	
Insulation resistance	500 MΩ Min	
Coefficient range (referenced to 32°C) Note1	C1: -0.40 ~ -0.10ppm/°C C2: -4.5*10 ⁻⁴ ~ 4.5*10 ⁻⁴ ppm/°C C3: 8.5*10 ⁻⁵ ~ 11.5*10 ⁻⁵ ppm/°C	
Thermistor Resistance(25°C)	100 Kohms ±1%	TA= +25°C
Thermistor B-constant (25~50°C)	4250 K ±1%	TA= +25 ~ +50°C



Note1

The FT curve of an AT-cut crystal can be modeled as a third -order polynomial.

C0, C1, C2, and C3 are coefficients that need to be defined are calculated in the order specified by Qualcomm's 80-V9690-23 Rev D

$$f(t) = c_3(\theta)(t - t_0)^3 + c_2(\theta)(t - t_0)^2 + c_1(\theta)(t - t_0) + c_0$$

C0, C1, C2, and C3 are coefficients that need to be defined.

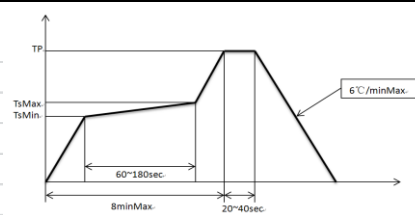
C1: First-order Curve Fitting Parameter

C2: Second-order Curve Fitting Parameter

C3: Third-order Curve Fitting Parameter/T0=+32°C

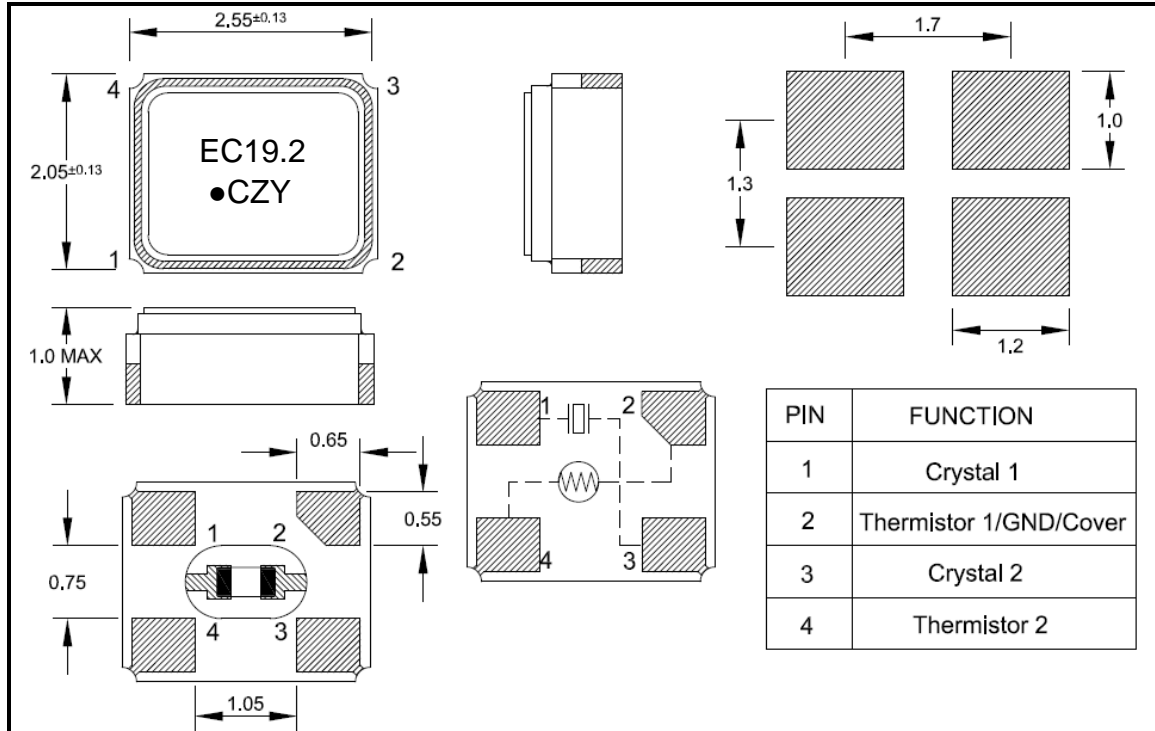


2-2. RELIABILITY TEST

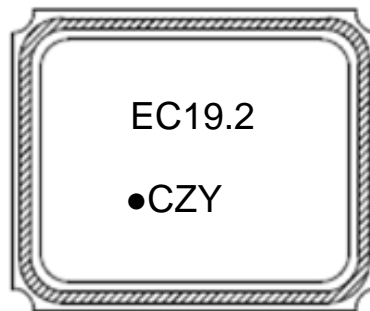
NO	ITEM	CONDITIONS	BASIS OF VERDICT
1	HIGH TEMPERATURE STORAGE	Temperature: 85°C Times: 1000 hours The test was conducted 24 ±2 hours at the end of the test (no charge)	ΔFL ≤ ±10 ppm ΔRS ≤ 5 Ω or ±20% (Whichever is Larger)
	CONSTANT HUMIDITY	Temperature: 85°C ±2°C; Humidity: 85%; Time: 1000 hours The test was conducted 24 ±2 hours at the end of the test	ΔFL ≤ ±10 ppm ΔRS ≤ 5 Ω or ±20% (Whichever is Larger)
3	LOW TEMPERATURE STORAGE	Temperature: -40°C Time: 1000 hours The test was conducted 24 ±2 hours at the end of the test	ΔFL ≤ ±10 ppm ΔRS ≤ 5 Ω or ±20% (Whichever is Larger)
	TEMPERATURE CYCLING	-55°C ±2°C (5 min) ^{5 min} 125°C ±2°C (5 min); For 1000 cycles Maximum conversion time: 5 min High/Low temperature holding time: 30 min	ΔFL ≤ ±10 ppm ΔRS ≤ 5 Ω or ±20% (Whichever is Larger)
5	DROP	Height: 1m; 3 times	ΔFL ≤ ±10 ppm ΔRS ≤ 5 Ω or ±20% (Whichever is Larger)
	MECHANICAL SHOCK	Peak: 100g's Duration: 6ms Waveform: Half-sine Velocity Change: 12.3 ft / sec Direction: +X, -X, +Y, -Y, +Z, -Z 3 times/direction Conduct electrical performance tests	ΔFL ≤ ±10 ppm ΔRS ≤ 5 Ω or ±20% (Whichever is Larger)
7	VIBRATION	Frequency: 10~2000Hz; Acceleration: 5g/s Direction: X, Y, Z Duration: 20min/direction. Times: 12次	ΔFL ≤ ±10 ppm ΔRS ≤ 5 Ω or ±20% (Whichever is Larger)
	WELDING HEAT RESISTANT	 <p>TP: 260°C Max TsMax: 200°C TsMin: 150°C CYCLE TIME: 2次</p>	ΔFL ≤ ±10 ppm ΔRS ≤ 5 Ω or ±20% (Whichever is Larger)
9	SOLDER	Pretreatment before test: 155°C high-temperature store 4 hours Temperature: 260°C ±5°C, immersion	Solder Coverage ≥ 95%
	TERMINAL STRENGTH	1.8kg, of the tangential thrust (60 s) 1.8kg of the perpendicular tension (60 s)	No Rupture Observed

3. Appearance

3.1 Outline Dimensions and Recommended Land Pattern



3.2 Marking Information



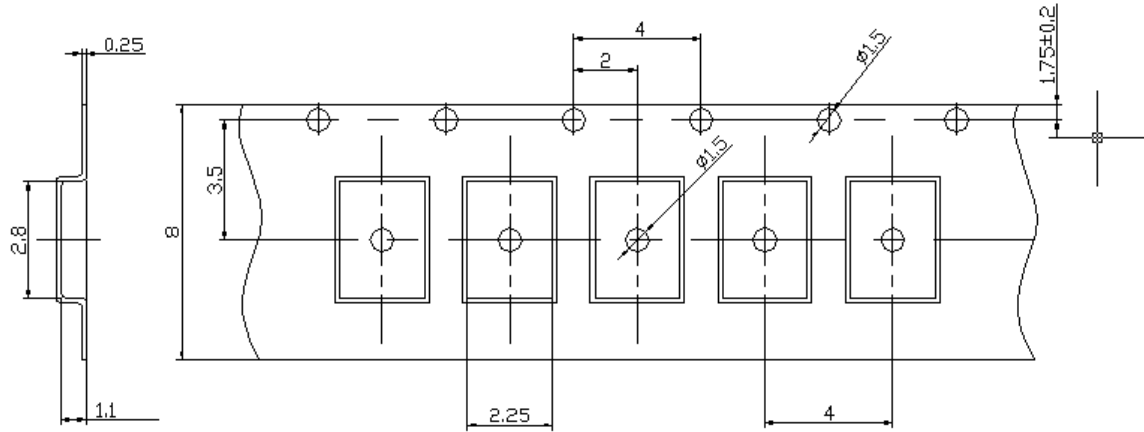
ITEM	Marking	REMARK
①	EC	ECS Inc. International
②	19.2	19.200 MHz
③	CZY	Spec ($\pm 10/12$ ppm $-30 \sim +85^{\circ}\text{C}$)
④	●	1 # PIN

4 TAPE AND REEL PACKING

4-1. TAPING SPECIFICATION

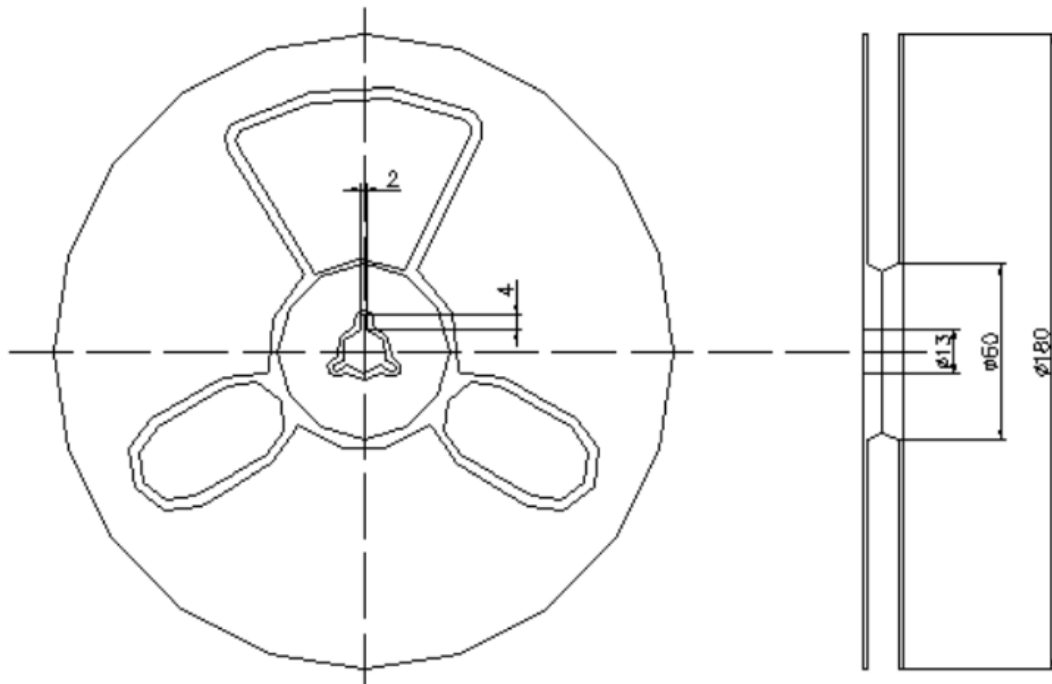
(1) Tape Dimensions

Material of Carrier Tape: Black conductive PS

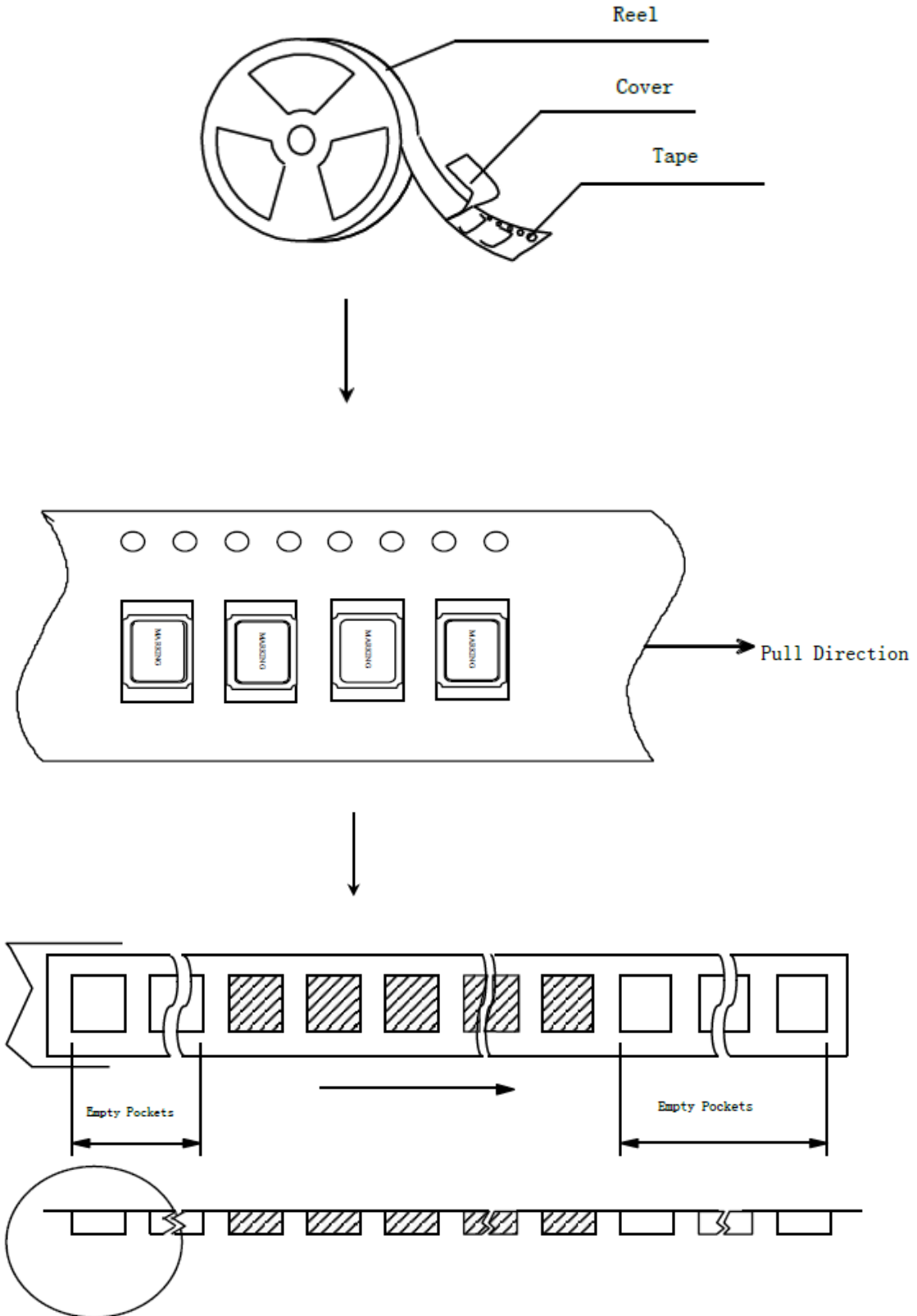


(2) Reel Dimensions

Material of the Reel: PS



(3) Taping Method





3-2. Warehouse Condition

- (1) Temperature: -10 ~ +40°C
- (2) Humidity: 45% ~ 75%

X-ON Electronics

Largest Supplier of Electrical and Electronic Components

Click to view similar products for [Crystals category](#):

Click to view products by [ECS Inc manufacturer](#):

Other Similar products are found below :

[MC405 32.0000K-R3:PURE SN](#) [7B-27.000MBBK-T](#) [MP1-8.0 99-BU](#) [9B-15.360MBBK-B](#) [PTX-A2JM-10.000M](#) [9C-7.680MBBK-T](#) [H10S-12.000-18-EXT-TR](#) [ABLS-18.432MHZ-20-D-4-T](#) [R38-32.768-12.5-5PPM-NPB](#) [BTD1062E05A-513](#) [21U15A-21.4MHZ](#) [RTX-781DF1-S-20.950](#) [LFXTAL066198Cutt](#) [9C-14.31818MBBK-T](#) [A-11.000MHZ-27](#) [ABM3B1-25.000MHZ-D2Y-T](#) [SPT2A-.032768B](#) [SPT2A.032768G](#) [SSPT7F-9PF20-R](#) [FX325BS-38.88EEM1201](#) [MP-1-25.000MHZ-3L](#) [MP-1-6.000MHZ](#) [LFXTAL065253Cutt](#) [LFXTAL066431Cutt](#) [XT9S20ANA14M7456](#) [XT9SNLANA16M](#) [646G-24-2](#) [7B-30.000MBBK-T](#) [9B-14.31818MBBK-B](#) [6504-202-1501](#) [6526-202-1501](#) [FA-118T](#) [27.1200MB50P-K0](#) [ABLS-12.000MHZ-B2Y-T](#) [BTJ120E02C](#) [SG636PCE-20.000MC](#) [3404](#) [CX3225SB48000Z0DZNC1](#) [CM315D32768EZFT](#) [C1E-24.000-7-2020-R](#) [C1E-19.200-12-1530-X-R](#) [C1E-16.000-12-1530-X-R](#) [FL5000014](#) [EUCA18-3.1872M](#) [425F35E027M0000](#) [FP0800018](#) [17196](#) [MS3V-T1R-32.768kHz-7pF-20PPM-TA-QC-Au](#) [VXM7-1C1-16M000](#) [MS1V-T1K-32.768kHz-10pF-20PPM-TA-QC-Au](#)