


The ECX-34Q is a very compact SMD Tuning Fork Crystal with a 3.2 x 1.5 mm footprint. AEC-Q200 Qualified.

[Request a Sample](#)

OPERATING CONDITIONS / ELECTRICAL CHARACTERISTICS



- RoHS Compliant
- Low Power RTC Applications such as STM32 [AN2867](#)
- AEC-Q200 Qualified
- TS16949 certified production
- PPAP supported

PARAMETERS	CONDITIONS	ECX-34Q			UNITS
		MIN	TYP	MAX	
Frequency	Fo		32.768		KHz
Frequency Tolerance *	@ +25°C			± 20	ppm
Load Capacitance	Specify in P/N		12.5		pF
Drive Level	DL		0.1	0.5	µW
Equivalent Series Resistance	R1			70K	Ω
Turnover Temperature		+20	+25	+30	°C
Temperature Coefficient		-0.028	-0.034	-0.040	Ppm/°C ²
Shunt Capacitance	Co		1.1		pF
Motional Capacitance	C1		3.5		fF
Aging (First Year)	@ +25°C ±3°C			±3	ppm
Operating Temperature *	S Option	-40		+125	°C
Storage Temperature		-55		+125	°C

DIMENSIONS (mm)

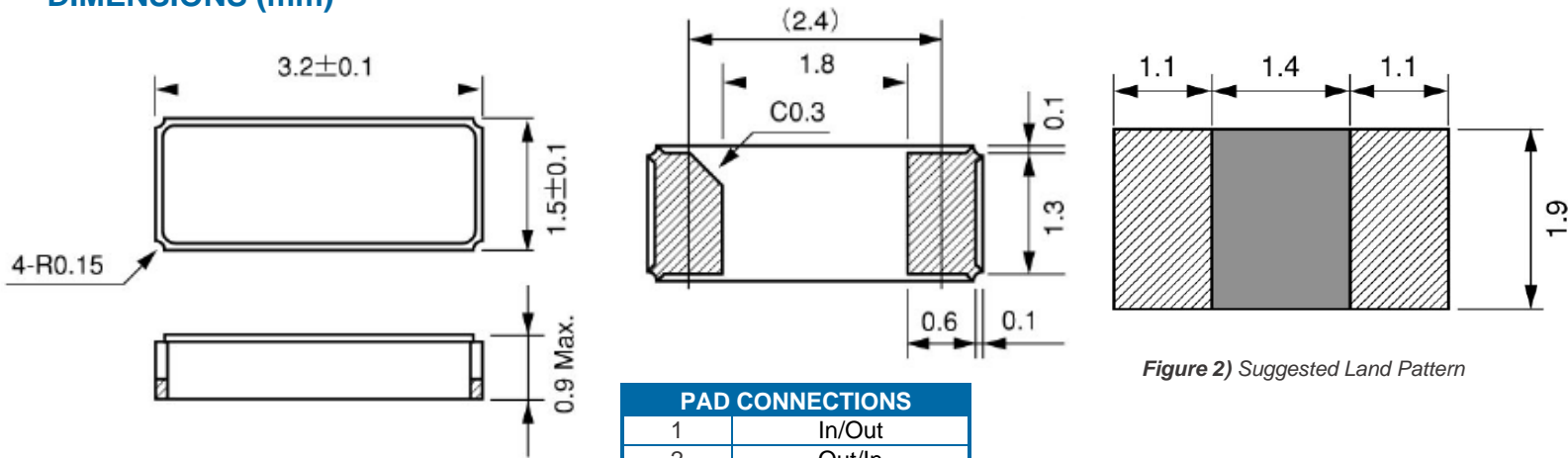


Figure 1) Top, Side, and Bottom views

Figure 2) Suggested Land Pattern

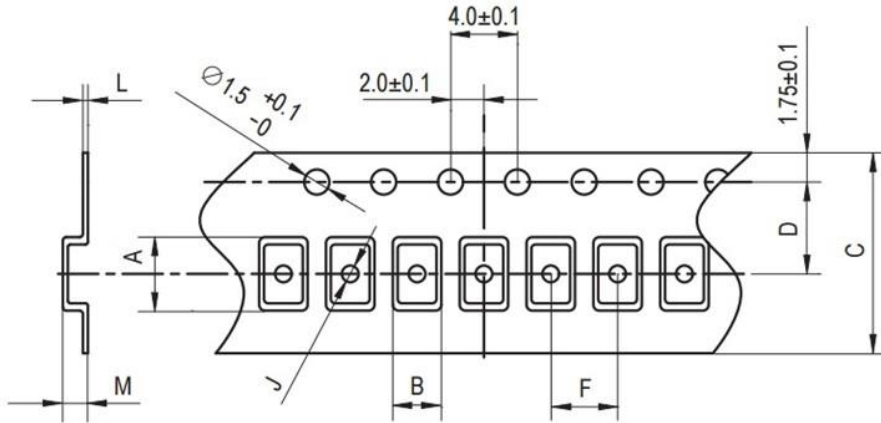
PAD CONNECTIONS	
1	In/Out
2	Out/In

PART NUMBERING GUIDE: Example ECS-.327-12.5-34QS-TR

ECS -	FREQUENCY ABBREVIATION	LOAD CAPACITANCE	PACKAGE	CUSTOM OPTIONS Tolerance Operating Temp	PACKAGING	
ECS	.327 = 32.768 KHz	12.5 = 12.5 pF 9 = 9 pF 7 = 7 pF 6 = 6 pF	-34Q = ECX-34Q	Blank = ±20 ppm * C = ±10 ppm	N = -40 ~ +85°C S = -40 ~ +125°C	TR = 3K/Reel TR9 = 9K/Reel

*Contact ECS for availability

POCKET TAPE DIMENSIONS (mm)



A	B	C	D	F	J	L	M
3.4	1.7	12.0	5.5	4.0	1.0	0.3	1.2

SOLDER PROFILE
Peak solder Temp +260°C Max 10 sec Max.
2 Cycles Max.
MSL 1, Lead Finish Au

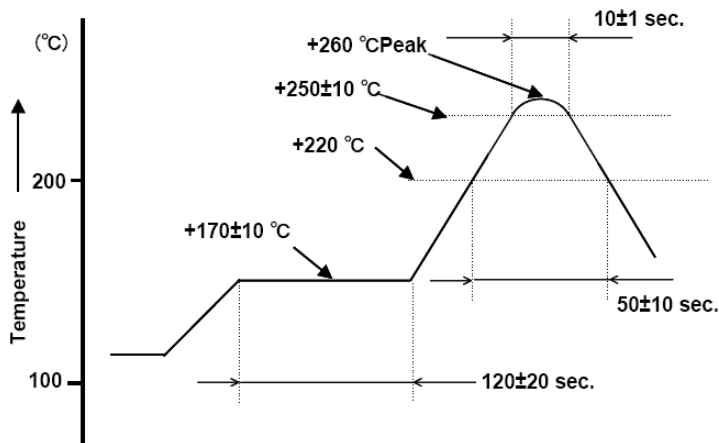


Figure 1) Suggested Reflow Profile

X-ON Electronics

Largest Supplier of Electrical and Electronic Components

Click to view similar products for [Crystals](#) category:

Click to view products by [ECS Inc](#) manufacturer:

Other Similar products are found below :

[CX3225GB25000M0PPSZ1](#) [718-13.2-1](#) [MC405 32.0000K-R3:PURE SN](#) [7A-40.000MAAE-T](#) [FL2000085](#) [99-BU](#) [9B-15.360MBBK-B](#) [9C-7.680MBBK-T](#) [H10S-12.000-18-EXT-TR](#) [ABC2-6.000MHZ-D4Z-T](#) [ABLS-20.000MHZ-D2-T](#) [ABS071-32.768KHZ-6-T](#) [R38-32.768-12.5-5PPM-NPB](#) [BTD1062E05A-513](#) [21U15A-21.4MHZ](#) [RTX-781DF1-S-20.950](#) [LFXTAL066198Cutt](#) [9C-14.31818MBBK-T](#) [A-11.000MHZ-27](#) [ABL-27.000MHZ-B4Y-T](#) [ABM11-132-24.000MHZ-T3](#) [ABM3B1-25.000MHZ-D2Y-T](#) [SPT2A-.032768B](#) [SPT2A.032768G](#) [SSPT7F-9PF20-R](#) [LFXTAL065253Cutt](#) [LFXTAL066431Cutt](#) [XT9S20ANA14M7456](#) [XT9SNLANA16M](#) [7A-24.576MBBK-T](#) [7B-30.000MBBK-T](#) [MMCC2R32.7680KHZ](#) [7A-14.31818MBBK-T](#) [6504-202-1501](#) [6526-202-1501](#) [ABLS-12.000MHZ-B2Y-T](#) [7A-10.000MBBK-T](#) [SG636PCE-20.000MC](#) [3404](#) [E1SAA18-25.000M TR](#) [CM315D32768EZFT](#) [C1E-24.000-7-2020-R](#) [C1E-19.200-12-1530-X-R](#) [C1E-16.000-12-1530-X-R](#) [ABM11-16.000MHZ-9-B1U-T](#) [FL5000014](#) [EUCA18-3.1872M](#) [FX0800015](#) [425F35E027M0000](#) [FP0800018](#)