



ECS-L2 (2.5V) and ECS-L3 (3.3V) low jitter, low current Frequency Configurable SMD crystal controlled oscillators.

# ECSpresCON™

## ECX-L LVDS Oscillator

Request a Sample



### OPERATING CONDITIONS / ELECTRICAL CHARACTERISTICS

Parameters	Conditions	ECS-L2 (+2.5V)			ECS-L3 (+3.3V)			Units
		MIN	TYP	MAX	MIN	TYP	MAX	
Frequency Range		10.000		1500.0	10.000		1500.0	MHz
Operating Temperature	Standard	0		+70	0		+70	°C
	Extended (N Option)	-40		+85	-40		+85	°C
Storage Temperature		-55		+125	-55		+125	°C
Supply Voltage	V <sub>DD</sub>	+2.375	+2.5	+2.625	+3.135	+3.3	+3.465	VDC
Frequency Stability *	Option A			±100			±100	ppm
	Option B			±50			±50	ppm
	Option C			±25			±25	ppm
	Option D			±20			±20	ppm
Input Current	10.0 ~ 100.0 MHz			16			18	mA
	100.1 ~ 250.0 MHz			18			20	mA
	250.1 ~ 500 MHz			21			22	mA
	500.1 ~ 1500.0 MHz			26			28	mA
Output Symmetry	@ 50% V <sub>DD</sub> level			45/55			45/55	%
Output Load	Load between each Output			100			100	Ω
Output Enable	Pin 1 **	0.7%			0.7%			Vdd
Output Disable	Pin 1			0.3%			0.3%	Vdd
Disable Current			16		16			mA
Output Enable Time				200			200	ns
Output Disable Time	Pin 1 = VIL			50			50	ns
Differential Output Voltage		175	350		175	350		mV
Offset Voltage			1.25			1.25		V
Rise and Fall Times	10% V <sub>DD</sub> to 90% Level	150	350	500	150	350	500	pS
Aging	@ +25°C (first year)			±2			±2	PPM
Start-up Time	@ +25°C (first year)			10			10	ms
Absolute Voltage Range				+3.63			+3.63	VDC
Moisture Sensitivity Level						1		
Termination Finish						Au		
ESD Sensitivity	Human Body Model							3kV Max.

\*Note: Inclusive of 25°C tolerance, operating temperature, input voltage change, load change, shock and vibration.

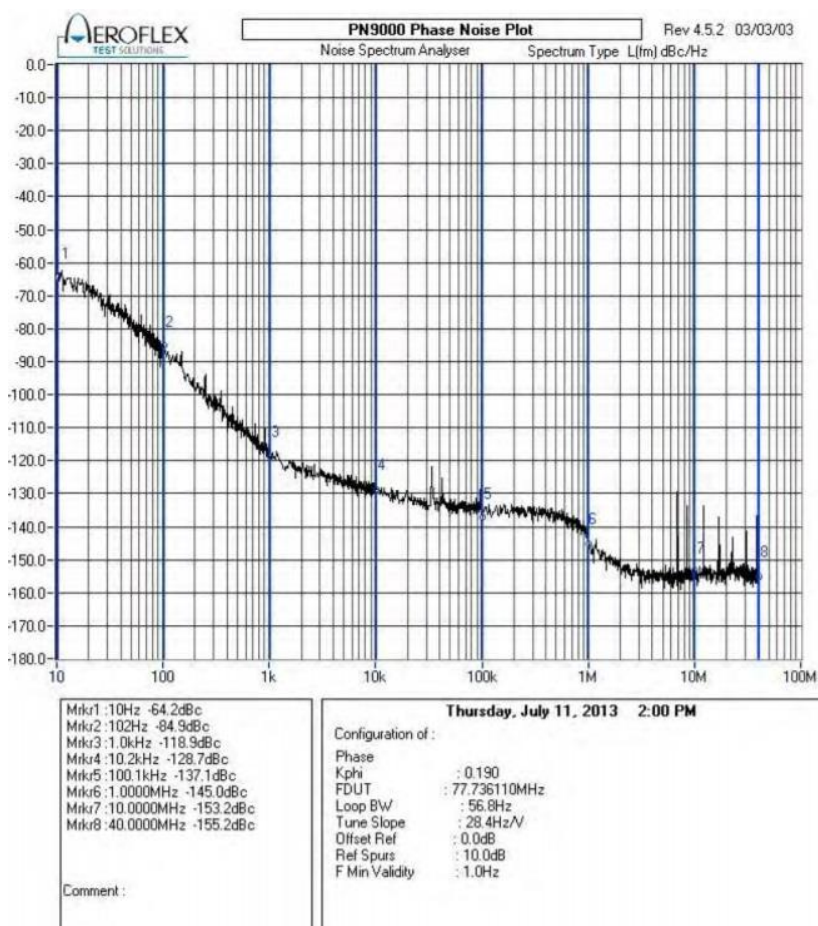
\*\*Note: Internal pull-up resistor active output if pin 1 is left open.

Part Numbering Guide: Example ECX-L35BN-156.250						
Series	Voltage	Package Size (mm)	Stability	Operating Temperature	Frequency	Packaging
ECX-L (LVDS Output)	2 = +2.5V 3 = +3.3V	2 = 2.5 x 2 3 = 3.2 x 2.5 5 = 5 x 3.2 7 = 7 x 5	A = ± 100 ppm B = ± 50 ppm C = ± 25 ppm D = ± 20 ppm	L = -10 ~ +70°C M = -20 ~ +70°C N = -40 ~ +85°C P = -40 ~ +105°C	Customer Specified	Blank =(Bulk) -TR=Tape & Reel (1K Min/Mult)

**Phase Noise and Jitter Data (typical)**

SSB Phase Noise Data (dBc/Hz typical)	Frequency (offset)	77.760	122.880	125.000	156.250	212.5	491.520	622.080	1000	1250
	10 Hz	-64	-68	-63	-55	-62	-61	-48	-52	-42
	100 Hz	-84	-99	-94	-85	-93	-86	-85	-82	-81
	1 KHz	-118	-113	-113	-109	-105	-100	-101	-93	-93
	10 KHz	-128	-119	-118	-116	-113	-105	-102	-97	-96
	100 KHz	-137	-120	-119	-118	-115	-105	-103	-97	-97
	1 MHz	-145	-140	-137	-139	-135	-126	-124	-116	-119
	5 MHz	-152	-142	-146	-146	-143	-137	-133	-127	-129
Phase Jitter pS 12 KHz ~ 20 MHz, RMS	0.9	0.8	1.1	0.9	1.0	1.1	1.2	1.5	1.1	

**Phase Noise Plot of ECX-L35BN-77.760 (typical)**



Package Data	
Item	Description
Lid	Metal
Base	Ceramic
Plating	Gold/Nickel Surface/Under

### Dimensions (mm)

7 = 7x5 Package



Figure 1) Top, Side, Bottom & Land

5 = 5x3.2 Package

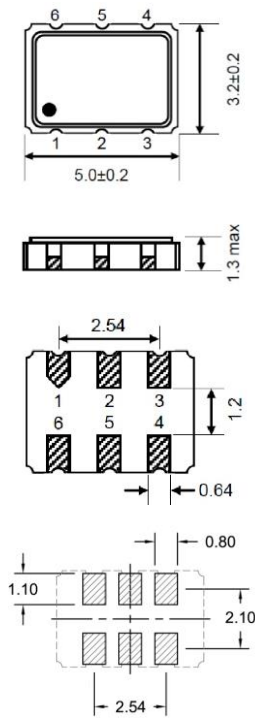


Figure 2) Top, Side, Bottom & Land

3 = 3.2x2.5 Package



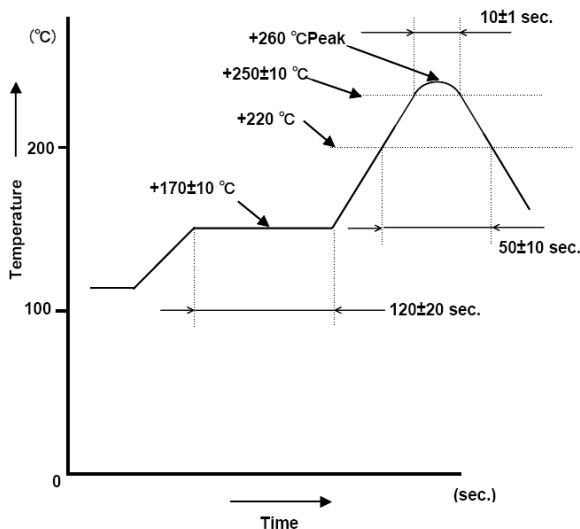
Figure 3) Top, Side, Bottom & Land

2 = 2.5x2 Package



Figure 4) Top, Side, Bottom & Land

### Suggested Reflow Profile



Pin Connections	
Pin #	Function
1	O/E or No Connect
2	No Connect
3	Ground
4	Differential Output
5	Complementary Output
6	Supply Voltage

## X-ON Electronics

Largest Supplier of Electrical and Electronic Components

*Click to view similar products for [Programmable Oscillators](#) category:*

*Click to view products by [ECS Inc](#) manufacturer:*

Other Similar products are found below :

[DSC8121CI1](#) [DSC8124CI2](#) [ECS-P143-10-AN](#) [SG-8018CG-PWT BLANK](#) [SG-8002CA 2.4576M-PCBB](#) [SG-8018CB-PWT BLANK](#) [SG-8018CA-PWT BLANK](#) [ECX-L37CN-156.250-TR](#) [ECX-L37CN-125.000-TR](#) [ECX-L33CN-100.000-TR](#) [ECX-L33CN-200.000-TR](#) [ECX-L37CN-100.000-TR](#) [ECX-L33CN-156.250-TR](#) [ECX-L33CN-125.000-TR](#) [ECX-L37CN-200.000-TR](#) [ECS-3525-250-B-TR](#) [DSC6013JI1A-000.0000](#) [DSC6013HI1A-002.5000T](#) [DSC6011HI1A-002.5000T](#) [DSC6083HE1A-032K800T](#) [DSC6001JI1A-000.0000](#) [DSC6001CI1A-011.0592](#) [8008AI-71-18E-98.280000G](#) [SIT8008BI-22-33E-8.000000G](#) [DS1190N+](#) [DSC6001CE2A-025.0000T](#) [DSC6011ME1A-050.0000T](#) [DSC6003JI1A-020.0000](#) [DSC6001HE1A-016.0000](#) [DSC6001ME1A-050.0000](#) [DSC8002AI1](#) [SiT8008BC-23-25E-32.000000G](#) [DSC8002BI2](#) [SIT2024BM-S1-XXX-000.FP0000G](#) [SIT8924BM-71-XXX-000.FP0000G](#) [SiT8008BI-13-XXS-25.000000G](#) [DSC6021CE1A-0026](#) [DSC6083HE2A-640K000T](#) [DSC8002CI2](#) [SiT8008BI-11-18E-28.636363E](#) [SiT8008BI-21-33E-2.097000G](#) [SG-8101CG-PWT3: BLANK](#) [SG-8101CE-PWT3: BLANK](#) [SG-8101CB-PWT3: BLANK](#) [SG-8018CG-PWT3: BLANK](#) [SG-8018CB-PWT3: BLANK](#) [514LBA000118BAG](#) [514LBA000118AAG](#) [ASEMCC1-ZR](#) [ASEMCC3-ZR](#)