



ECXV-H2 (2.5V) and ECXV-H3 (3.3V) low jitter, low current Frequency Configurable SMD Voltage Controlled Crystal Oscillators (VCXO).

# ECSpresS<sup>CON</sup><sup>TM</sup>

## ECXV-H HCMOS

### VCXO

Request a Sample



## OPERATING CONDITIONS / ELECTRICAL CHARACTERISTICS

Parameters	Conditions	ECXV-H2 (+2.5V)			ECXV-H3 (+3.3V)			Units
		MIN	TYP	MAX	MIN	TYP	MAX	
Frequency Range		10.000		250.000	10.000		250.000	MHz
Supply Voltage		+2.375	+2.5	+2.625	+2.97	+3.3	+3.63	VDC
Voltage Control		+0.2	+1.25	+2.3	+0.3	+1.65	+3.0	VDC
Frequency Pulling Range (Positive Transfer)	7 x 5 & 5 x 3.2 pkg.	±100			±100			PPM
	3.2 x 2.5 & 2.5 x 2 pkg.	±50			±50			PPM
Frequency Stability *	Option A			±100			±100	ppm
	Option B			±50			±50	ppm
	Option C			±25			±25	ppm
	Option D			±20			±20	ppm
Input Current	10.0 ~ 50.0 MHz			20			25	mA
	50.1 ~ 150.0 MHz			25			30	mA
	150.1 ~ 250 MHz			35			40	mA
Output Symmetry	@ 50% V <sub>CC</sub> level			48/52			48/52	%
Aging	@ +25°C (first year)			±2			±2	PPM
Rise and Fall Times	10% V <sub>dd</sub> to 90% Level	600		1500	600		1500	pS
"0" Level	VOL			10% V <sub>dd</sub>			10% V <sub>dd</sub>	VDC
"1" Level	VOH	90% V <sub>dd</sub>			90% V <sub>dd</sub>			VDC
Output Load	HCMOS			15			15	pF
Output Enable	Pin 2 **	0.7%			0.7%			V <sub>dd</sub>
Output Disable	Pin 2			0.3%			0.3%	V <sub>dd</sub>
Output Enable Time				200			200	ns
Output Disable Time				50			50	ns
Phase Jitter, rms	12 KHz to 20 MHz		1.0			1.0		pS
Operating Temperature (Specified in P/N)	Standard	-10		+70	-10		+70	°C
	Extended (P Option)	-40		+105	-40		+105	°C
Storage Temperature		-55		+125	-55		+125	°C
Moisture Sensitivity Level				1				
Termination Finish				Au				
ESD Sensitivity	Human Body Model			3kV Max.				

\*Note: Inclusive of 25°C tolerance, operating temperature, input voltage change, load change, shock and vibration.

\*\*Note: Internal pull-up resistor active output if pin 2 is left open.

\*\*\* Pull Range is package dependent

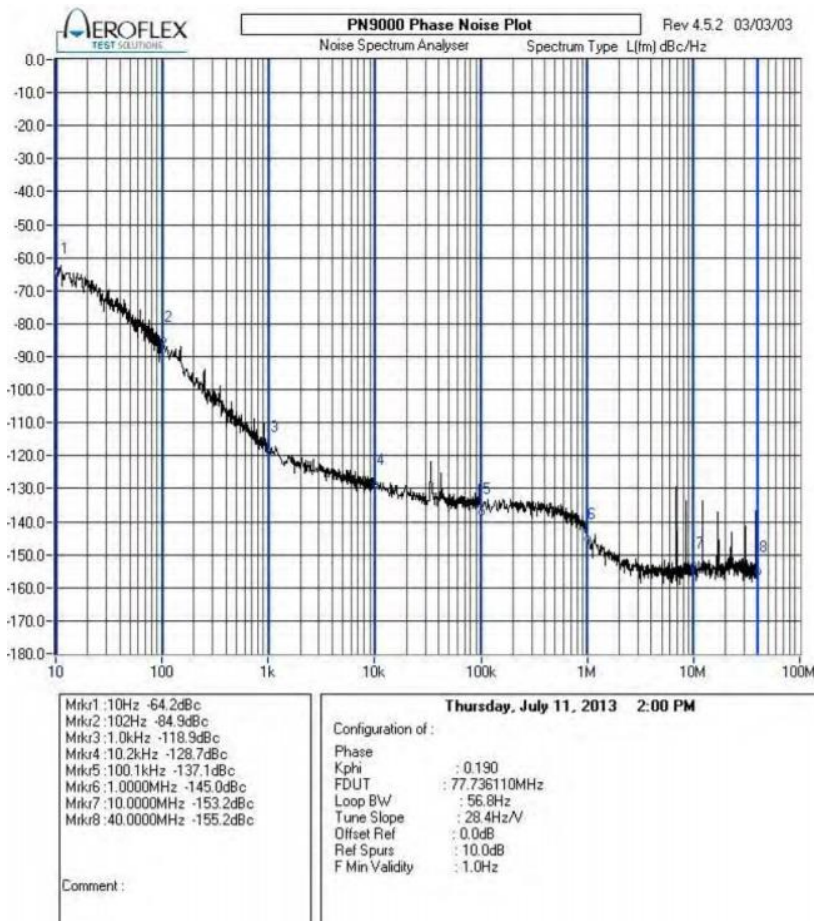
### Part Numbering Guide: Example ECXV-H35B2N-156.250

Series	Voltage	Package Size (mm)	Stability	Pull Range (***)	Operating Temperature	Frequency
ECXV-H (HCMOS Output)	2 = +2.5V 3 = +3.3V	2 = 2.5 x 2 3 = 3.2 x 2.5 5 = 5 x 3.25 7 = 7 x 5	A = ± 100 ppm B = ± 50 ppm C = ± 25 ppm D = ± 20 ppm	1 = ±50 PPM 2 = ±90 PPM 3 = ±100 PPM	L = -10 ~ +70°C M = -20 ~ +70°C N = -40 ~ +85°C P = -40 ~ +105°C	Customer Specified

### Phase Noise and Jitter Data (typical)

SSB Phase Noise Data (dBc/Hz typical)	Frequency (offset)	10.000	20.000	25.000	27.000	40.000	50.000	80.000	155.520	212.500
	10 Hz	-93.4	-86.2	-85.2	-86.5	-87	-84.4	-87.1	-87.8	-84.7
	100 Hz	-118	-114.2	-110	-108.7	-107.1	-106.8	-103	-95.5	-96
	1 KHz	-135.4	-129.7	-125.6	-125.5	-125.4	-122	-118	-112.4	-109.7
	10 KHz	-140.7	-133.8	-132.3	-134.7	-129.5	-127.1	-120.5	-116.4	-115
	100 KHz	-137.1	-131.2	-130.2	-131.1	-121	-123.9	-119.5	-108.2	-105.7
	1 MHz	-155.9	-153.2	-148.8	-146.1	-145.8	-144.9	-142.7	-136.9	-133.2
	10 MHz						-155	-151.6	-146	-145.8
Phase Jitter pS 12 KHz ~ 20 MHz, RMS		0.94	0.96	0.93	0.94	1.03	0.98	1.13	1.27	1.34

### Phase Noise Plot of ECXV-H35B3B-77.760 (typical)



Package Data	
Item	Description
Lid	Metal
Base	Ceramic
Plating	Gold/Nickel Surface/Under

### Dimensions (mm)

#### 7 = 7x5 Package



Figure 1) Top, Side, Bottom & Land

#### 5 = 5x3.2 Package

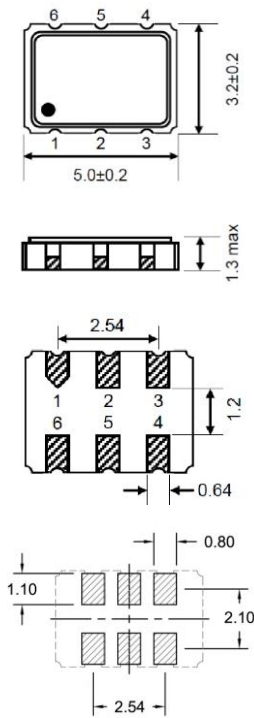


Figure 2) Top, Side, Bottom & Land

#### 3 = 3.2x2.5 Package



Figure 3) Top, Side, Bottom & Land

#### 2 = 2.5x2 Package

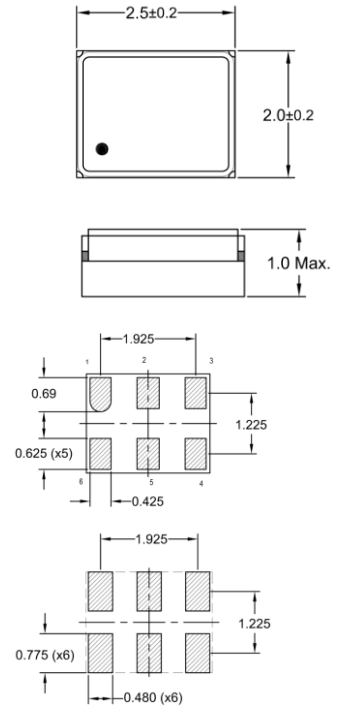
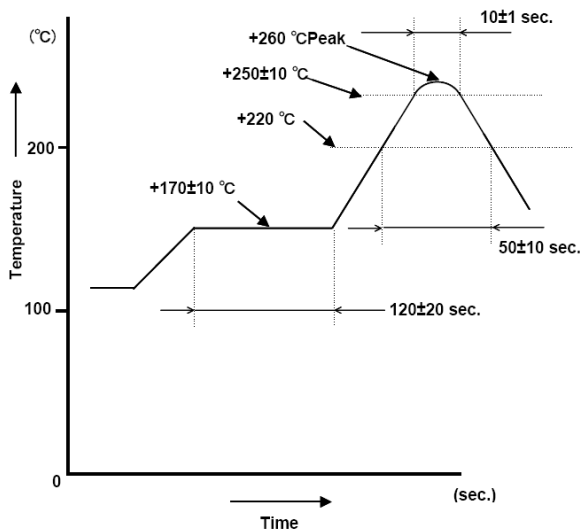


Figure 4) Top, Side, Bottom & Land

### Suggested Reflow Profile



Pin Connections	
Pin #	Function
1	Control Voltage
2	OE: High Enable
3	Ground
4	Output
5	No Connect
6	Supply Voltage

## X-ON Electronics

Largest Supplier of Electrical and Electronic Components

*Click to view similar products for [VCXO Oscillators](#) category:*

*Click to view products by [ECS Inc](#) manufacturer:*

Other Similar products are found below :

[3808AI-DF-33NG-80.0000](#) [SIT3808AI-CF-33EM-50.000000X](#) [603281](#) [YNETHE125](#) [SiT3701AC-43-33C-10.00000X](#) [315LB3I1250T](#)  
[CVPD-922X-100.000](#) [CVSS-945-125.000](#) [ASVV-4.096 MHz-L50-N152-T](#) [CVHD-950-122.880](#) [CVHD-950-80.000](#) [CVHD950X-54.000](#)  
[CVPD-920-100.000](#) [ASG-P-V-A-1.000GHZ](#) [ECXV-P37C2M-640.000](#) [CVHD-957-22.57920](#) [ECXV-P37C2N-155.520](#) [ECXV-P37C2N-](#)  
[56.000](#) [ECXV-P37C2N-184.320](#) [ECXV-P37C2N-155.000](#) [ECXV-P35C2N-155.520](#) [LFVCXO067515Bulk](#) [ASG-D-V-A-1.000GHZ](#) [ASG-D-](#)  
[V-A-491.520MHz](#) [CVHD-950-74.25](#) [CVPD-920-74.25](#) [ABLNO-V-92.160MHZ](#) [ABLNO-V-120.000MHZ](#) [ABLNO-V-80.000MHZ](#) [ABLJO-](#)  
[V-100.000MHZ](#) [ABLJO-V-122.880MHZ](#) [ABLJO-V-150.000MHZ](#) [ABLJO-V-155.520MHZ](#) [ABLJO-V-160.000MHZ](#) [ABLJO-V-200.000MHZ](#)  
[ABLJO-V-200.000MHZ-T](#) [ABLJO-V-80.000MHZ](#) [ABLJO-V-96.000MHZ](#) [ABLNO-V-100.000MHZ](#) [ABLNO-V-100.000MHZ-T2](#) [ABLNO-V-](#)  
[122.880MHZ](#) [ABLNO-V-125.000MHZ](#) [ABLNO-V-156.250MHZ](#) [ABLNO-V-96.000MHZ](#) [ABLNO-V-96.000MHZ-T2](#) [ABLNO-V-](#)  
[125.000MHZ-T2](#) [ASG2-D-V-A-1000.000MHZ](#) [ASG2-D-V-B-644.53125MHz](#) [ASG2-P-V-A-120.000MHZ](#) [ASG2-P-V-A-644.53125MHz](#)