



ECXV-L2 (2.5V) and ECXV-L3 (3.3V) low jitter, low current Frequency Configurable SMD LVDS Voltage Controlled Crystal Oscillators (VCXO).

ECSpresCON™

ECXV-L LVDS
VCXO

Request a Sample



OPERATING CONDITIONS / ELECTRICAL CHARACTERISTICS

Parameters	Conditions	ECXV-L2 (+2.5V)			ECXV-L3 (+3.3V)			Units
		MIN	TYP	MAX	MIN	TYP	MAX	
Frequency Range		10.000		1500.00	10.000		1500.00	MHz
Supply Voltage		+2.375	+2.5	+2.625	+2.97	+3.3	+3.63	VDC
Voltage Control		+0.2	+1.25	+2.3	+0.3	+1.65	+3.0	VDC
Frequency Pulling Range (Positive Transfer)	7 x 5 & 5 x 3.2 pkg.	±100			±100			PPM
	3.2 x 2.5 & 2.5 x 2 pkg.	±50			±50			PPM
Frequency Stability *	Option A			±100			±100	ppm
	Option B			±50			±50	ppm
	Option C			±25			±25	ppm
	Option D			±20			±20	ppm
Input Current	10.0 ~ 250.0 MHz			18			20	mA
	250.1 ~ 500.0 MHz			21			22	mA
	500.1 ~ 1500 MHz			26			28	mA
Output Symmetry	@ 50% V _{CC} level			48/52			48/52	%
Aging	@ +25°C (first year)			±2			±2	PPM
Rise and Fall Times	10% V _{dd} to 90% Level	150		250	150		250	pS
"0" Level	VOL	0.9	1.1		0.9	1.1		VDC
"1" Level	VOH		1.4	1.6		1.4	1.6	VDC
Output Load	Differential							
Output Enable	Pin 2 **	0.7%			0.7%			V _{dd}
Output Disable	Pin 2			0.3%			0.3%	V _{dd}
Output Enable Time				200			200	ns
Output Disable Time				50			50	ns
Phase Jitter, rms	12 KHz to 20 MHz		1.0			1.0		pS
Operating Temperature (Specified in P/N)	Standard	-10		+70	-10		+70	°C
	Extended (P Option)	-40		+105	-40		+105	°C
Storage Temperature		-55		+125	-55		+125	°C
Moisture Sensitivity Level				1				
Termination Finish				Au				
ESD Sensitivity	Human Body Model			3kV Max.				

*Note: Inclusive of 25°C tolerance, operating temperature, input voltage change, load change, shock and vibration.

**Note: Internal pull-up resistor active output if pin 2 is left open.

*** Pull Range is package dependent

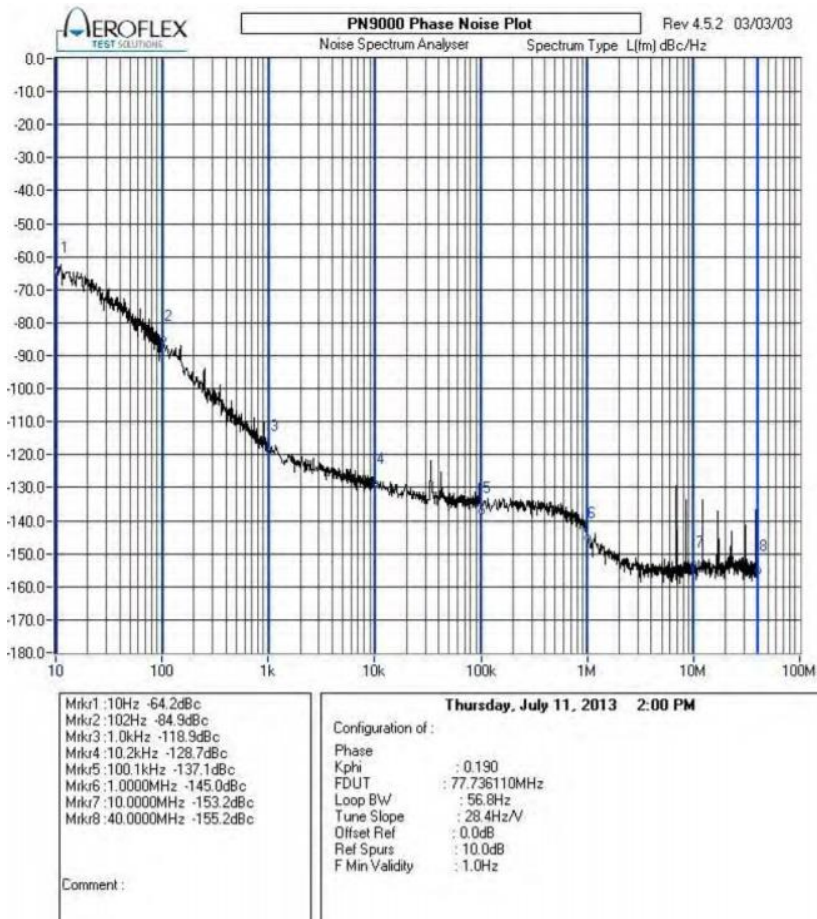
Part Numbering Guide: Example ECXV-L35B3N-156.250

Series	Voltage	Package Size (mm)	Stability	Pull Range(***)	Operating Temperature	Frequency
ECXV-L (LVDS Output)	2 = +2.5V 3 = +3.3V	2 = 2.5 x 2 3 = 3.2 x 2.5 5 = 5 x 3.2 7 = 7 x 5	A = ± 100 ppm B = ± 50 ppm C = ± 25 ppm D = ± 20 ppm	1 = ±50 PPM 2 = ±90 PPM 3 = ±100 PPM	L = -10 ~ +70°C M = -20 ~ +70°C N = -40 ~ +85°C P = -40 ~ +105°C	Customer Specified

Phase Noise and Jitter Data (typical)

SSB Phase Noise Data (dBc/Hz typical)	Frequency (offset)	77.760	122.880	125.00	156.250	212.5	491.520	622.080	1000	1250
	10 Hz	-64	-68	-63	-55	-62	-61	-48	-58	-45
	100 Hz	-84	-99	-94	-85	-93	-86	-85	-82	-81
	1 KHz	-118	-113	-113	-109	-105	-100	-101	-93	-81
	10 KHz	-128	-119	-118	-116	-113	-105	-102	-97	-96
	100 KHz	-137	-120	-119	-118	-115	-105	-103	-97	-97
	1 MHz	-145	-140	-137	-139	-135	-126	-124	-116	-119
	5 MHz	-152	-142	-146	-146	-143	-137	-133	-127	-129
Phase Jitter pS 12 KHz ~ 20 MHz, RMS		0.9	0.8	1.1	0.9	1.0	1.1	1.2	1.5	1.1

Phase Noise Plot of ECXV-H35B3B-77.760 (typical)



Package Data	
Item	Description
Lid	Metal
Base	Ceramic
Plating	Gold/Nickel Surface/Under

Dimensions (mm)

7 = 7x5 Package

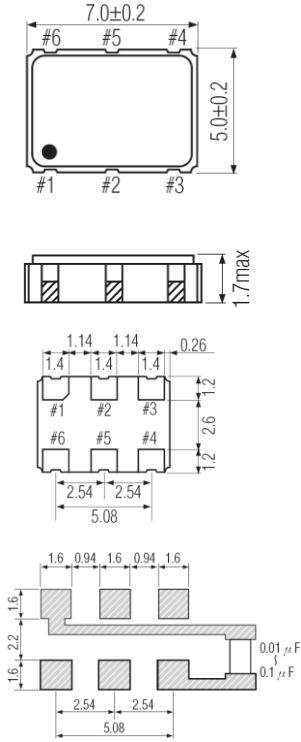


Figure 1) Top, Side, Bottom & Land

5 = 5x3.2 Package

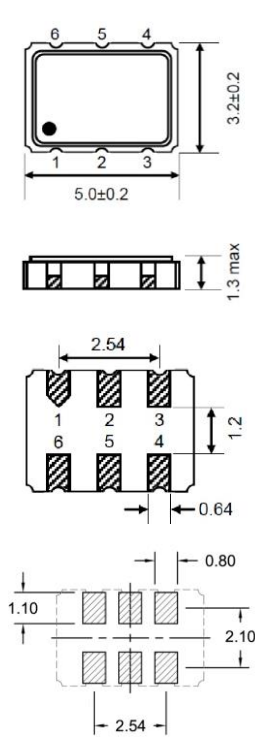


Figure 2) Top, Side, Bottom & Land

3 = 3.2x2.5 Package

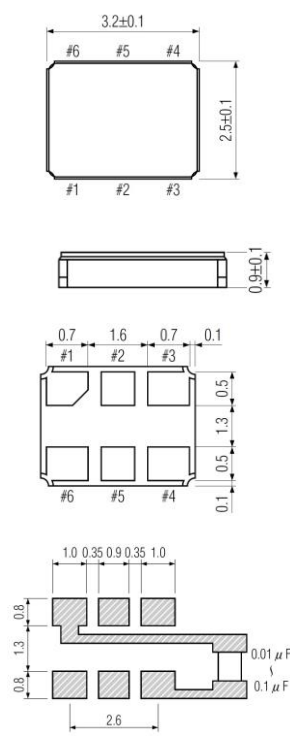


Figure 3) Top, Side, Bottom & Land

2 = 2.5x2 Package

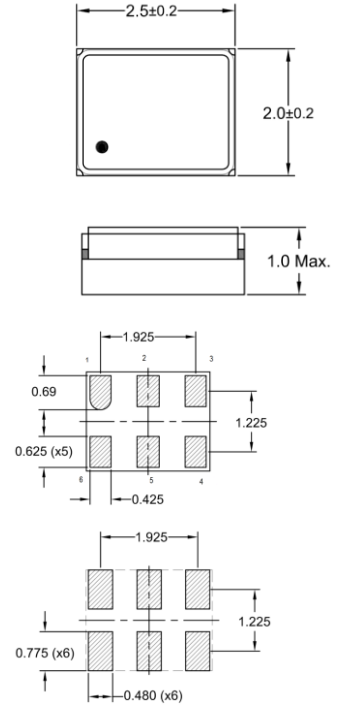
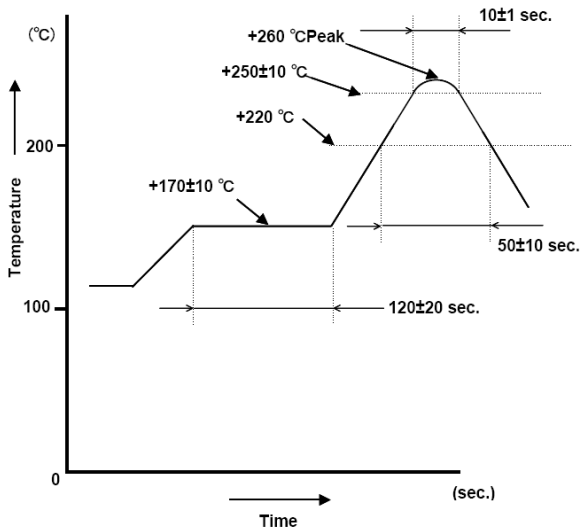


Figure 4) Top, Side, Bottom & Land

Suggested Reflow Profile



Pin Connections	
Pin #	Function
1	Control Voltage
2	OE: High Enable
3	Ground
4	LVDS Differential
5	Complementary Output
6	Supply Voltage

X-ON Electronics

Largest Supplier of Electrical and Electronic Components

Click to view similar products for [VCXO Oscillators](#) category:

Click to view products by [ECS Inc](#) manufacturer:

Other Similar products are found below :

[3808AI-DF-33NG-80.0000](#) [SIT3808AI-CF-33EM-50.000000X](#) [603281](#) [YNETHE125](#) [SiT3701AC-43-33C-10.00000X](#) [315LB3I1250T](#)
[CVPD-922X-100.000](#) [CVSS-945-125.000](#) [ASVV-4.096 MHz-L50-N152-T](#) [CVHD-950-122.880](#) [CVHD-950-80.000](#) [CVHD950X-54.000](#)
[CVPD-920-100.000](#) [ASG-P-V-A-1.000GHZ](#) [ECXV-P37C2M-640.000](#) [CVHD-957-22.57920](#) [ECXV-P37C2N-155.520](#) [ECXV-P37C2N-](#)
[56.000](#) [ECXV-P37C2N-184.320](#) [ECXV-P37C2N-155.000](#) [ECXV-P35C2N-155.520](#) [LFVCXO067515Bulk](#) [ASG-D-V-A-1.000GHZ](#) [ASG-D-](#)
[V-A-491.520MHz](#) [CVHD-950-74.25](#) [CVPD-920-74.25](#) [ABLNO-V-92.160MHZ](#) [ABLNO-V-120.000MHZ](#) [ABLNO-V-80.000MHZ](#) [ABLJO-](#)
[V-100.000MHZ](#) [ABLJO-V-120.000MHZ](#) [ABLJO-V-122.880MHZ](#) [ABLJO-V-150.000MHZ](#) [ABLJO-V-155.520MHZ](#) [ABLJO-V-160.000MHZ](#)
[ABLJO-V-200.000MHZ](#) [ABLJO-V-200.000MHZ-T](#) [ABLJO-V-80.000MHZ](#) [ABLJO-V-96.000MHZ](#) [ABLNO-V-100.000MHZ](#) [ABLNO-V-](#)
[100.000MHZ-T2](#) [ABLNO-V-122.880MHZ](#) [ABLNO-V-125.000MHZ](#) [ABLNO-V-156.250MHZ](#) [ABLNO-V-96.000MHZ](#) [ABLNO-V-](#)
[96.000MHZ-T2](#) [ABLNO-V-125.000MHZ-T2](#) [ASG2-D-V-A-1000.000MHz](#) [ASG2-D-V-B-644.53125MHz](#) [ASG2-P-V-A-1000.000MHz](#)