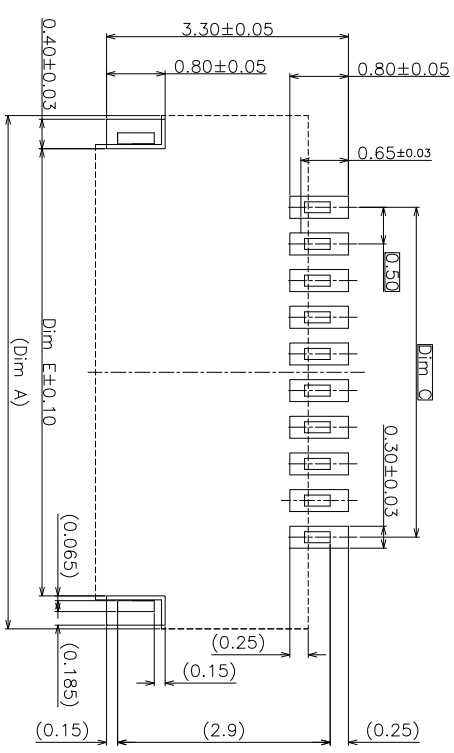
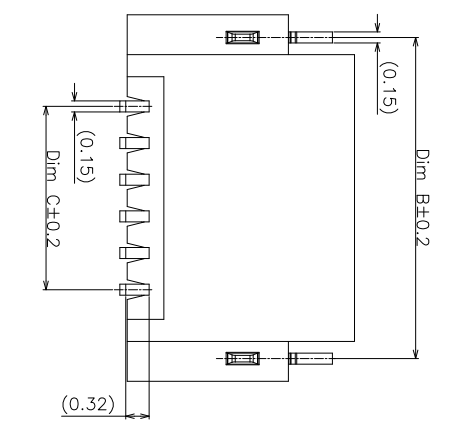
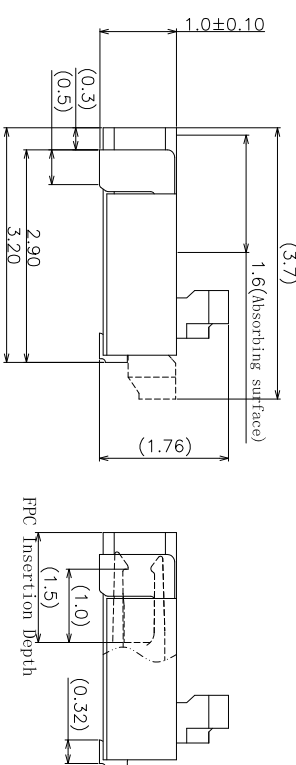
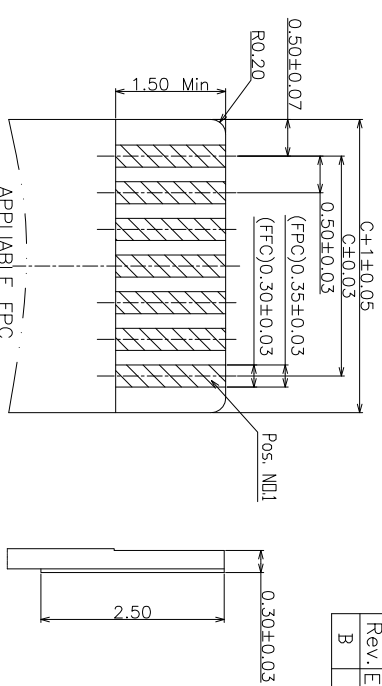
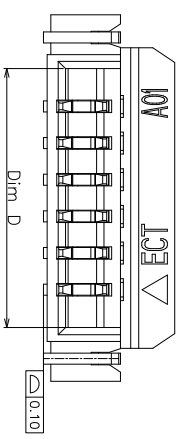
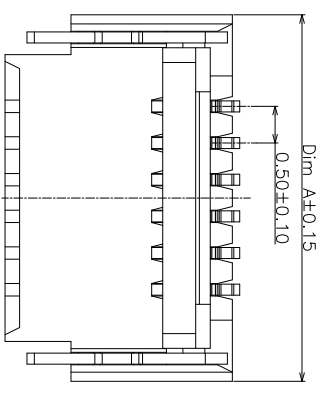


Rev.	ECN Number	Description	Date	Drawn	Checked	Approved
B	ECN161608	FIRST RELEASE	2016/08/26	WBCH		Sean Zhang



RECOMMENDED PCB LAYOUT
Recommended metal mask thickness: 0.10mm

- NOTES:
- MATERIAL:
 - HOUSING: HIGH TEMP THERMO PLASTIC UL94V-0; COLOR: NATURAL.
 - ACTUATOR: HIGH TEMP THERMO PLASTIC UL94V-0; COLOR: BLACK.
 - CONTACT: COPPER ALLOY
 - FITTING NAIL: COPPER ALLOY
 - FINISH:
 - CONTACT: GOLD PLATING ON CONTACT AREA.
 - GOLD PLATING ON SOLDER TAILS.
 - 50μm MIN. NICKEL UNDERPLATING OVERALL.
 - 50μm MIN. NICKEL UNDERPLATING OVERALL.
 - Specification:
 - Voltage: 50V AC/DC
 - Current rating: 0.5 Ampere
 - Contact resistance: 100 m ohms Max.
 - Dielectric withstanding voltage: 250V AC/1 minute;
 - Insulation resistance: 1000M ohms Min.
 - FFC/FPC Withdrawal Force: 0.20N Per Contact MIN;
 - The FFC/FPC Thickness: 0.30±0.003MM
 - Comply with the RoHS directive, harmful material must be in accordance with ECT banned substances of environmental protection control standard.

P/N	CKT	Dim A	Dim B	Dim C	Dim D	Dim E
818003188	4	4.00	3.36	1.50	2.53	3.10
818002390	5	4.50	3.86	2.00	3.03	3.60
818003189	6	5.00	4.36	2.50	3.53	4.10
818003189	7	5.50	4.86	3.00	4.03	4.60
818002391	8	6.00	5.36	3.50	4.53	5.10
818002391	9	6.50	5.86	4.00	5.03	5.60
818002391	10	7.00	6.36	4.50	5.53	6.10
818002391	11	7.50	6.86	5.00	6.03	6.60
818002390	12	8.00	7.36	5.50	6.53	7.10
818003189	13	8.50	7.86	6.00	7.03	7.60
818003189	14	9.00	8.36	6.50	7.53	8.10
818003189	15	9.50	8.86	7.00	8.03	8.60
818003189	16	10.00	9.36	7.50	8.53	9.10
818003189	17	10.50	9.86	8.00	9.03	9.60
818003189	18	11.00	10.36	8.50	9.53	10.10
818003189	19	11.50	10.86	9.00	10.03	10.60
818003189	20	12.00	11.36	9.50	10.53	11.10
818003189	21	12.50	11.86	10.00	11.03	11.60
818003189	22	13.00	12.36	10.50	11.53	12.10
818003189	23	13.50	12.86	11.00	12.03	12.60
818003189	24	14.00	13.36	11.50	12.53	13.10
818003189	25	14.50	13.86	12.00	13.03	13.60
818003189	26	15.00	14.36	12.50	13.53	14.10
818003189	27	15.50	14.86	13.00	14.03	14.60
818003189	28	16.00	15.36	13.50	14.53	15.10
818003189	29	16.50	15.86	14.00	15.03	15.60
818003189	30	17.00	16.36	14.50	15.53	16.10

TITLE
Customer Drawing

SCALE: 1:1

DRAWN: Weibingchong
CHECK: DATE: 2016/08/26

DWG. NO.: 600-2390-01

REV. B



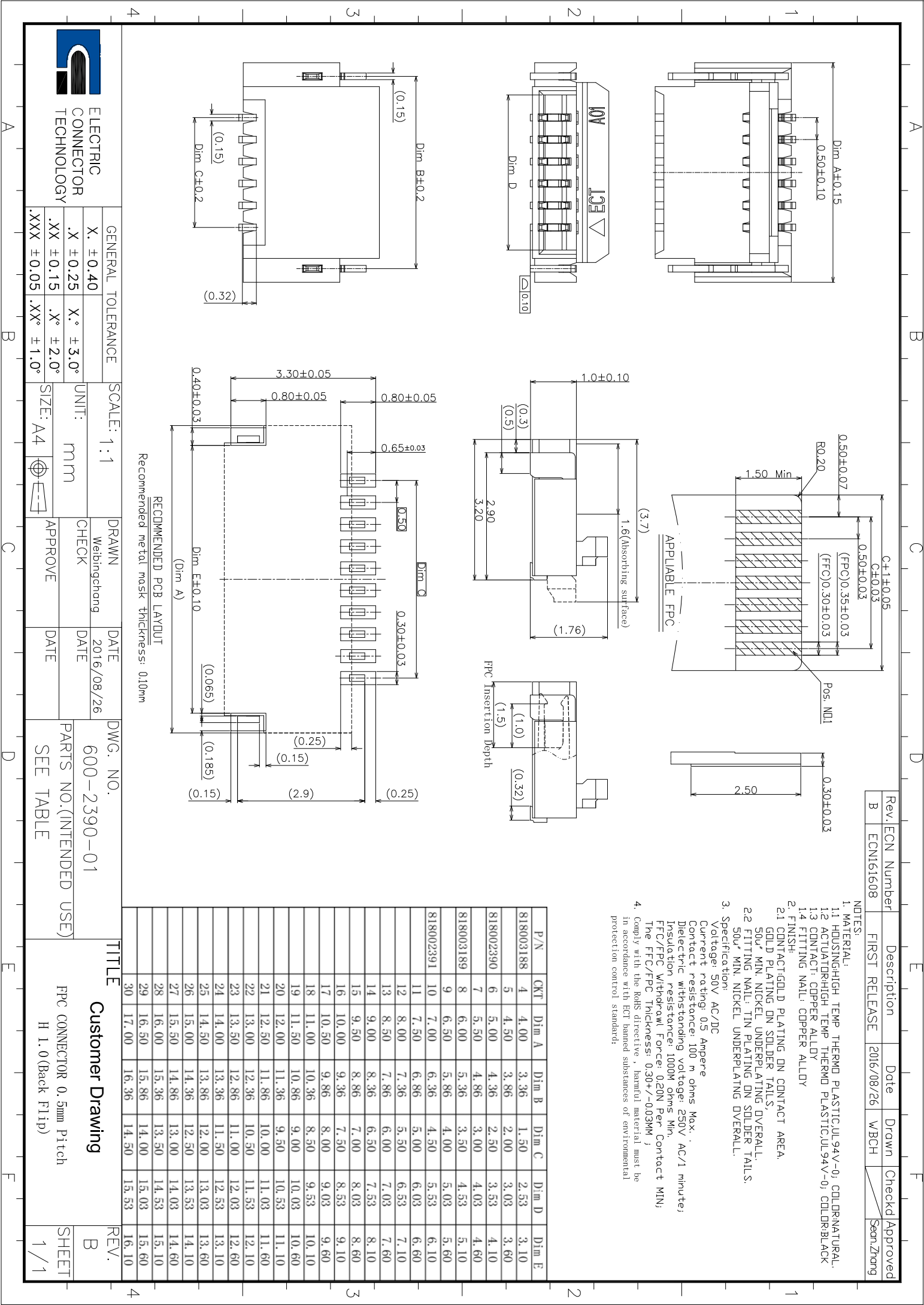
GENERAL TOLERANCE

X. ±0.40	X. ±3.0°
.X ±0.25	.X° ±2.0°
.XX ±0.15	.XX° ±1.0°
.XXX ±0.05	.XXX ±1.0°

UNIT: mm
SIZE: A4

PARTS NO. (INTENDED USE)
SEE TABLE

SHEET 1/1



X-ON Electronics

Largest Supplier of Electrical and Electronic Components

Click to view similar products for [FFC & FPC Connectors](#) category:

Click to view products by [ECT manufacturer](#):

Other Similar products are found below :

[00-6200-227-022-800](#) [006205250500825+](#) [006205280500825+](#) [FPH-1602G](#) [52610-1275](#) [501864-3091-TR225](#) [086222026001800](#) [52610-0675](#) [62674-201121DLF](#) [62684-36210E9ALF](#) [52746-1671-TR250](#) [10051922-2810EHLF](#) [686322124422](#) [XF3M-2915-1B-R100](#) [AYF353125A](#) [AYF530665TA](#) [AYF534065TA](#) [20FLH-RSM1-TB](#) [AYF351525](#) [086212040340800+](#) [AYF530365TA](#) [67000-004LF](#) [006207341915000+](#) [207356-1](#) [67000-003LF](#) [HFW14R-2STE9LF](#) [SFW12R-5STE9LF](#) [SFW18R-1STAE9LF](#) [SFW4R-5STE9LF](#) [52807-0430](#) [046283021002868+](#) [502250-8027](#) [104267-9617](#) [66987-011LF](#) [HFW8S-2STAE1HLF](#) [67000-008LF](#) [HFW22R-2STE1H1LF](#) [0781271110](#) [0781272410](#) [0781272810](#) [5019511030](#) [FH28K-40S-0.5SH](#) [200528-0260](#) [5039084120](#) [503908-5120](#) [SFW20R-1STGE5LF](#) [FH12-18S-0.5SH](#) [686116183522](#) [686114183522](#) [502078-5362](#)