

The logo for EDAC, consisting of the letters 'E', 'D', 'A', and 'C' in a bold, green, sans-serif font with a slight 3D effect and a dark green outline.A green globe showing the continents of Asia and Australia, with bright white and yellow glowing lines representing global connectivity or data flow.

INTERCONNECT SOLUTIONS

Faded, semi-transparent images of various industrial connectors and cables are scattered across the background, including a large multi-pin connector and a smaller one with a blue sleeve.

Products Overview

Connect with Us . . . Experience Makes the Difference

Who We Are

We have been designing and manufacturing interconnect products for over 40 years. Today we supply a wide variety of products to customers across the globe. We understand our markets and customers and provide off-the-shelf and customized products manufactured to the highest quality standards. Our Experience Makes the Difference.

Our Products

Over the years our product offering has evolved and grown. We now have one of the largest ranges of interconnect products on the market - Card Edge, Rack and Panel, RJ45, Magnetic Jacks, USB & Firewire, HDMI, Waterproof, PLCC Sockets, D-Sub, Pin Headers, modified standard, custom connectors and custom cable assemblies.

Not only that, we are proud of our capability to provide Custom-Designed Connectors manufactured to the specific requirements of our customers. It could involve minor product variations to a standard product, or a full custom solution in low or high volumes.

We work fast – prototypes are usually ready within 4 weeks and the final product completed in just 12 weeks – at a cost you can afford.

Our Teams


Our Engineering and Field Sales Teams travel the world to meet with customers and help with design solutions for their connector requirements. Virtually all of EDAC's products can be modified to a customer specification so the opportunities are endless.

The Quality Assurance Team performs continuous tests and analysis using the latest technologies to ensure that finished products are of the highest quality.

Our dedicated Sales and Customer Support Team work closely with customers and distributors across the globe – customers are safe in the knowledge that they have the maximum support behind them across all levels of our team from shipping and receiving through to ownership.

Our Manufacturing facilities in Asia give us the advantage of high volume manufacturing coupled with low costs. With our engineering capability we can ensure all products are processed with our stringent quality control procedures.

Finally, we have our Global Distribution Network who stock and supply all our range of products. They have the capability to deliver anywhere in the world.

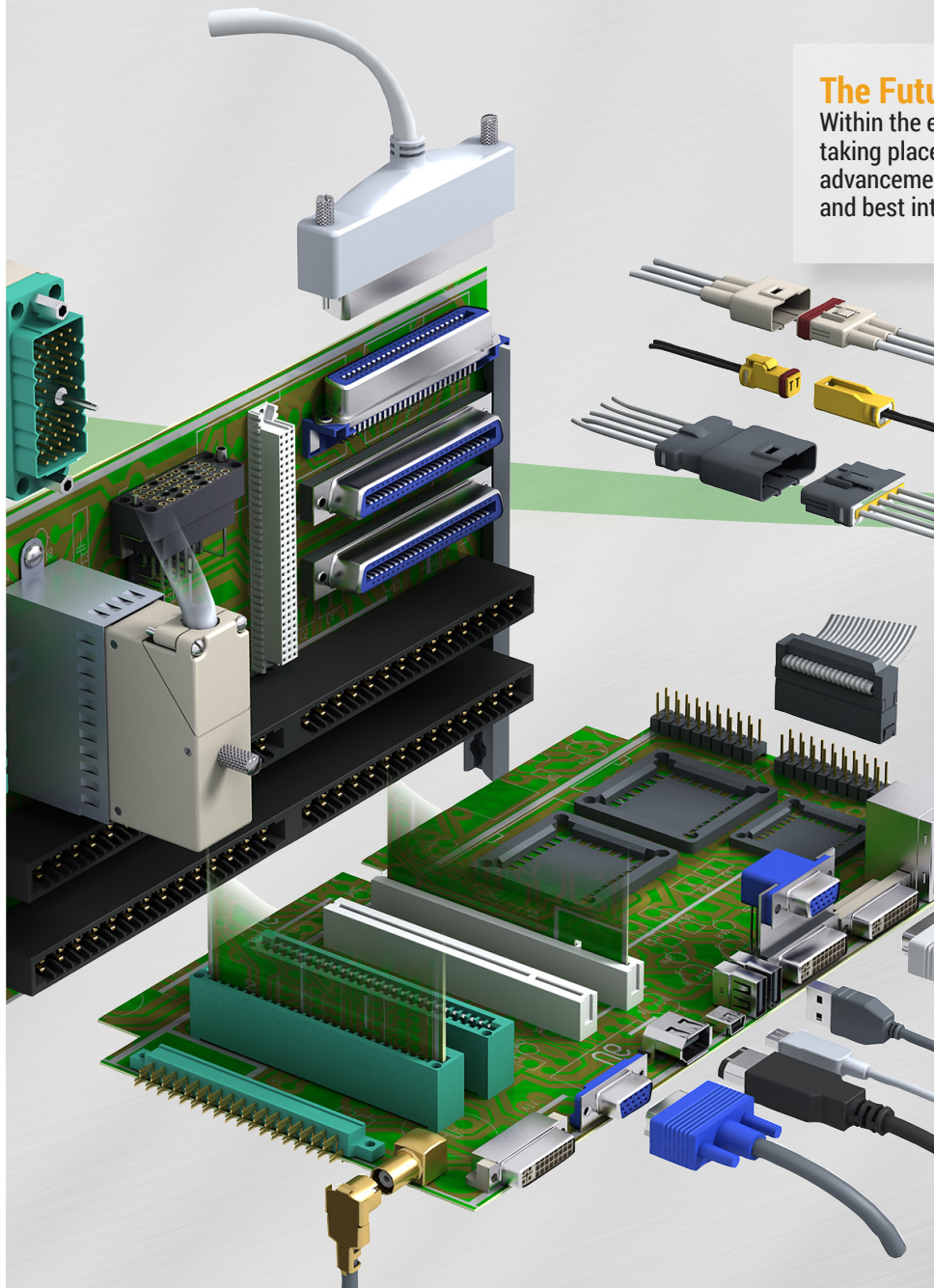


The Environment

We are committed to the environment and we are one of the first connector companies to have 100% compliance to the ROHS directive. We are constantly updating our policies and processes to ensure we have the least amount of impact on our environment for present and future generations to come.

The Future

Within the electronics market place there are many advances taking place with technologies and applications. With these advancements we offer our customers access to the latest and best interconnection products available.




Custom Connectors



- 'Made to Spec' connectors built to customer specifications.
- Fast turnaround for specifications and drawings from our North American Engineering team
- From concept into production in just 12 weeks, prototypes as quick as 4 weeks
- EDAC offers a realistic approach to MOQ levels for custom products
- EDAC will suggest flexible tooling options for a custom solution
- Standard EDAC connectors can be modified to customer requirements
- EDAC can manufacture alternatives to competitor's obsolete parts – no need to accept a PDN
- Previous customization projects cover many applications in a range of industries including Alternative Energy, Telecoms, Data Transfer and Storage, Security, Graphics and Industrial Control

Don't be standard – talk to us!
More information on our website edac.net

cardEDGE+ Card Edge Connectors




- Possible 435,000 variations of whole range
- Contact spacings of .05", .100", .125", .156" and .200"
- Gold plating in mating contact area, tin on contact tails both with nickel underplate
- PCB hole, wire-wrap, wire hole and other contact options
- From 2 to 188 contacts in single or dual row with or without card guides
- Most series are available with high temperature 260°C insulators suitable for reflow solder production

Series

302: MCA .05 x 4 rows of .100
305: .156 x .140 (black = 355)
306: .156 1 Row (black = 356)
307: .156 x .200 (black = 357)
322: .156 x .200 with guides
341: .100 x .140 (black = 391)
345: .100 x .200 (black = 395)
346: .125 x .250 (black = 396)

cardEDGE+ Press Fit Connectors



- Pin compliant ultra-mate press-fit technology
- Compliant pin design means a low insertion force and no damage to the PCB
- Solderless field serviceable contacts in .100", .125", and .156" spacing
- From 5-150 positions (.100"), 5-120 positions (.125") and 5-86 positions (.156")
- Gold plating on contact plating area tin on compliant section both with nickel underplate
- Optional MBB technology allows for hot swapping of circuit boards
- Also available in a press fit telecom Centronics connector style

Series

737: .156 x .200
745: .100 x .200
746: .125 x .250

Rack and Panel Connectors




- Industry standard connector with highly dependable contacts.
- Hermaphroditic contact design for no-fail interconnections
- 100% fit, form and function alternative to Elco 8016 series
- Gold over nickel plating for wire hole, PCB, wire-wrap and crimp contacts
- Crimp contacts available pre-installed, separately in bulk or on a reel for automated process
- In sizes of 20 to 120 positions, with actuating screw or locknut both with polarising hardware
- Plastic and metal covers with cable clamps for strain relief

Series

516: Standard
519: Mixed Layout
556: Edacon Inline

USB Connectors



- Comply with USB standard 2.0 and 3.0
- Compatible with all windows versions
- Type A, B, mini and micro versions available
- Industry standard plug and play technology
- Right angle and vertical board mount style
- Through hole and surface mount contact options
- Single or ganged styles to suit design
- Complete over mould cable assemblies available in different lengths

Series

690: USB for PCB
691: USB for cable
692: Mini USB

D-sub Connectors



- D-sub connectors in standard, video and high density formats
- From 9 to 50 pins (Standard), 15 to 78 pins (Hi-Density) or 29 pin (DVI)
- Wide variety of footprints in vertical or right angle through hole PCB styles
- Gold flash or gold plated contact surfaces, machined contact versions available
- Metal shells provide EMI and RFI shielding
- Plastic / metal or all metal versions available
- Dual port stacked right angle connectors available, with matched or mixed connectors
- Digital Video (DVI) and VESA / VGA styles available

Series

621/622: right angle .318" footprint
623/624: right angle .200" footprint
625/626: right angle .590" footprint
627/628: vertical standard spacing
629/630: right angle .370" footprint
631/632: right angle high density .125" footprint
633/634: right angle high density .350" footprint
637/638: vertical high density
661-664: dual stacked units
B10: DVI

E-Seal

IP67 Inline Plug & Socket



- IP67 rated connectors for Wire to Wire and Wire to Board applications
- Connectors support both low level signal and power applications up to 12 Amps and 300 Volts
- From 1 position through to 6 positions depending on series
- Silicone rubber seals accommodate wire from 28-14 AWG with thin or standard insulation
- Secure latching system for safe mating under severe vibration or shock conditions
- Series uses removable crimp contacts so field modifications and repairs are easily facilitated
- Crimp contacts supplied pre-wired, separately or on a carrier strip
- Low profile insulators for premium space limitations

Series

565: 3 amp, 2, 3 or 5 contacts
565: 2 contacts, 3-way branch
566: 2 amp, 2,3,4 or 6 contacts
568: 12 amp, single contact
570: 10 amp 1, 2 and 3 contacts

E-Seal

USB, D-Sub & HDMI Connectors



- Available in 2 or 3 circuits
- Identical insulators for in-line solution - just 1 part number required
- Clip available for easy and secure retention to a panel or in an enclosure
- Option to purchase in a bag of 5 solutions with clips and contacts
- Can also be ordered assembled with 1 metre wires
- Shock and vibration resistant hermaphroditic contacts, with four gas tight mating surfaces
- Tools for contact crimping, insertion and removal

Series

629/630: Right angle .41" footprint standard spacing
633/634: Right angle .381" footprint high density
637/638: Vertical high density spacing
627/627: Vertical power combination
630: Right angle .41" footprint power combination
690: USB and HDMI

edacJAX

Magnetic Jack Connectors




- RJ45 modular housings with integrated network magnetics and components
- Combines connectivity with signal conditioning, interference suppression and isolation, within the RJ45 housing
- Single or dual stack multiport options
- 10/100 and 1000 Base-T options fully 802 compliant
- LED option for visual indication of port status and activity information
- Tab up and Tab down options for board and unit design compatibility
- With or without POE / VOIP capability

Series

A61: 10/100/1000 Base T, 8 core
A61: 10/100/1000 Base T, 12 core
A62: 10/100 Base T, 2 core
A63: 10/100 Base T, 4 core
A64: 10/100 Base T, 5 core
A65: 10 Base T, 3 core
A66: 10 Base T, 4 core
A67: 10/100 Base T, POE
A68: 10/100 Base T with USB Type A

edacJAX Modular Jack Connectors




- RJ45 board mount single or stacked units 8 ports single or 16 ports stacked as a dual row
- Gold flash or gold plated contacts, including high thickness gold plating versions
- Optional LED indication in mixed combinations including bi-color variations
- Shielded front ground, shielded rear ground, unshielded, or face shielded versions
- Vertical and right angle through hole board mount variants some available with SMT termination
- Low or high profile types, keyed or unkeyed, with or without mounting flange

Series

A00: RJ45 Receptacles, no LEDs
A10: RJ45 Plugs
A20: RJ45 Receptacles with LEDs

Female, Male and Box Header Connectors




- Industry standard 0.8, 1.0, 1.27, 2.0 and 2.54mm pitch versions
- Through hole contacts in vertical or right angle mount and SMT in vertical mount
- Contact plating options of tin, gold flash or gold over nickel underplate
- Headers are fully customizable for contact heights and board lengths
- Packaged loose in boxes, in trays or in tape and reel for automated insertion
- Optional shrouds available with locking or non-locking mechanisms
- Large number of customization options including insulator colour variations and precise pin lengths

Series

151: Male Header
153: Female Header

Cable Assemblies



- Cable assemblies can be manufactured with all EDAC connectors
- All cable assemblies designed by EDAC's experienced engineering team
- Our manufacturing base in China offers a cost advantage whilst ensuring the highest possible quality
- A quality control system established and managed to EDAC's North American benchmark
- USB cables in standard printer/device format (A to B) and alternates (A to A, B to B)
- Mini USB, mini DIN, RJ11 and RJ45 and other data cables available in bulk

Series

628: DVI Adaptors
628: USB cables
628: All other cable assemblies

EDAC

North & South America
EDAC Inc.

Tel: +1 (0)416 754 3322
email: customerservice@edac.net

Europe, Middle East, Russia & Africa
EDAC (Europe) Ltd.

Tel: +44 (0)1933 427300
email: eu.enquiries@eu.edac.net



www.edac.net

Connect with Us . . . Experience Makes the Difference

X-ON Electronics

Largest Supplier of Electrical and Electronic Components

Click to view similar products for [Rack & Panel Connectors](#) category:

Click to view products by [EDAC](#) manufacturer:

Other Similar products are found below :

[00171410002](#) [00171420202](#) [00171440002](#) [02-014-013-5200-000](#) [613467-000](#) [CTJ112E01E-513](#) [CTJ116E03A-513](#) [CTJ720E01B-513](#) [L/C](#)
[66020-2](#) [CW8958-000](#) [699886-000](#) [D250-50632](#) [70.400.3240.0](#) [70.955.2453.3](#) [733753-000](#) [F22831-000](#) [780-522-DPX34RG8-02](#) [8660-501](#)
[87.060.0053.0](#) [900709N001](#) [928358-1](#) [D-659-0061](#) [DMC-MD 24 C-T](#) [1-445717-6](#) [1484469-2](#) [1604997-2](#) [MTC100-BF1-P31CS015](#)
[MTC100-KT2-0083](#) [MTC100-KT2-0123-003](#) [MTC100-YA1-005](#) [MTCPQKT1R2PGCA](#) [MTCR-103-04S](#) [MTCX1X-100-100CS025](#)
[1738331-1](#) [1757667-1](#) [1811481-1](#) [1883433-1](#) [201046-7](#) [202648-4](#) [213364-1](#) [226503-000](#) [937028-164](#) [1663130-2](#) [172305-4](#) [F36711-000](#)
[202355-2](#) [202356-2](#) [G16S-A](#) [G20S-AB](#) [CHA-0017-003](#)