

# HVR112 - HVR120

**PRV : 1200 - 2000 Volts**

**Io : 1.0 Ampere**

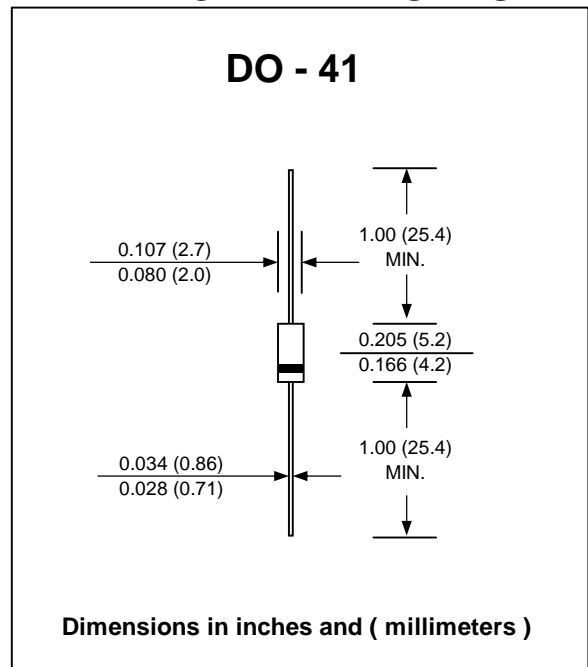
**FEATURES :**

- \* High current capability
- \* High surge current capability
- \* High reliability
- \* Low reverse current
- \* Low forward voltage drop
- \* **Pb / RoHS Free**

**MECHANICAL DATA :**

- \* Case : DO-41 Molded plastic
- \* Epoxy : UL94V-O rate flame retardant
- \* Lead : Axial lead solderable per MIL-STD-202, Method 208 guaranteed
- \* Polarity : Color band denotes cathode end
- \* Mounting position : Any
- \* Weight : 0.34 gram

## HIGH VOLTAGE RECTIFIER DIODES



**MAXIMUM RATINGS AND ELECTRICAL CHARACTERISTICS**

Rating at 25 °C ambient temperature unless otherwise specified.  
 Single phase, half wave, 60 Hz, resistive or inductive load.  
 For capacitive load, derate current by 20%.

RATING	SYMBOL	HVR112	HVR114	HVR116	HVR118	HVR120	UNIT
Maximum Repetitive Peak Reverse Voltage	VRRM	1200	1400	1600	1800	2000	V
Maximum RMS Voltage	VRMS	840	980	1120	1260	1400	V
Maximum DC Blocking Voltage	VDC	1200	1400	1600	1800	2000	V
Maximum Average Forward Current Ta = 75°C	IF(AV)	1.0					A
Maximum Peak Forward Surge Current 8.3ms Single half sine wave Superimposed on rated load (JEDEC Method)	IFSM	30					A
Maximum Peak Forward Voltage at IF = 1.0 A	VF	2.2					V
Maximum DC Reverse Current Ta = 25°C at Rated DC Blocking Voltage Ta = 100°C	IR	5.0					µA
	IR(H)	100					µA
Typical Junction Capacitance (Note 1)	Cj	36					pF
Typical Thermal Resistance (Note 2)	RθJA	26					°C/W
Junction Temperature Range	TJ	- 40 to + 150					°C
Storage Temperature Range	TSTG	- 40 to + 150					°C

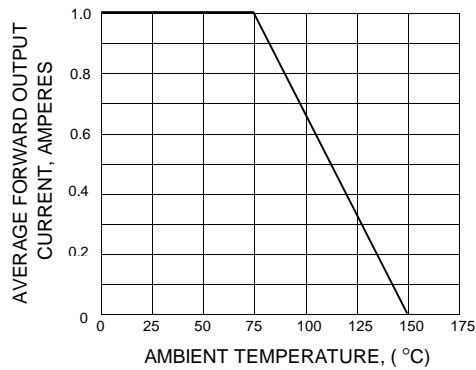
**Notes :**

- (1) Measured at 1.0 MHz and applied reverse voltage of 4.0Vdc
- (2) Thermal resistance from Junction to Ambient at 0.375" (9.5mm) Lead Lengths, P.C. Board Mounted.

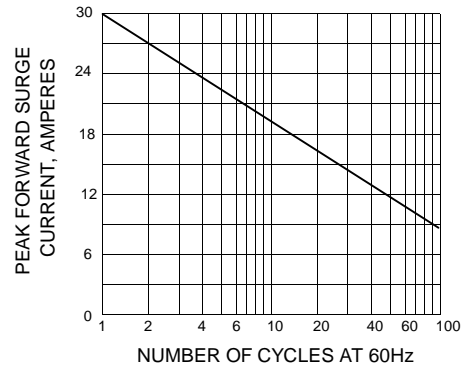


### RATING AND CHARACTERISTIC CURVES ( HVR112 - HVR120 )

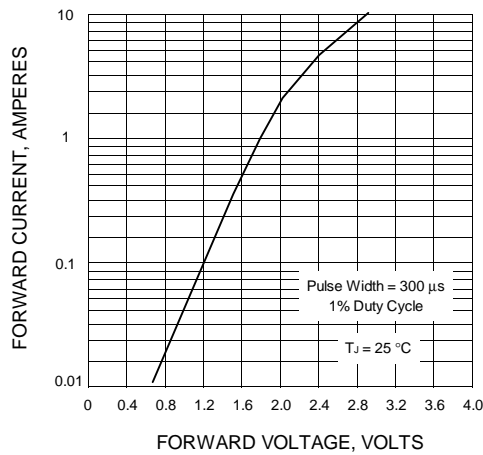
**FIG.1 - DERATING CURVE FOR OUTPUT RECTIFIED CURRENT**



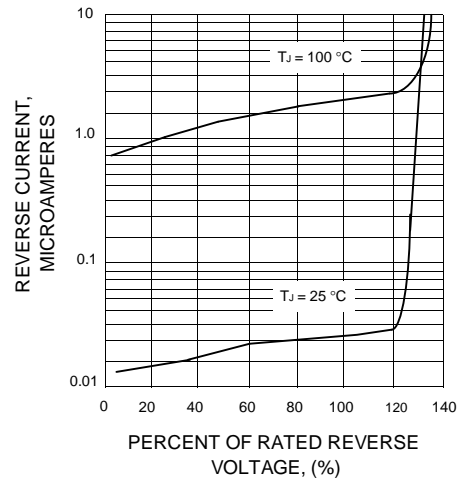
**FIG.2 - MAXIMUM NON-REPETITIVE PEAK FORWARD SURGE CURRENT**



**FIG.3 - TYPICAL FORWARD CHARACTERISTICS**



**FIG.4 - TYPICAL REVERSE CHARACTERISTICS**



## X-ON Electronics

Largest Supplier of Electrical and Electronic Components

*Click to view similar products for* [Diodes - General Purpose, Power, Switching category:](#)

*Click to view products by* [EIC Semiconductor manufacturer:](#)

Other Similar products are found below :

[MMBD3004S-13-F](#) [1N3611](#) [NTE156A](#) [NTE6244](#) [1SS400CST2RA](#) [SDAA13](#) [SHN2D02FUTW1T1G](#) [1N4449](#) [1N456A](#) [1N914BTR](#)  
[D291S45T](#) [BAS 16-02L E6327](#) [BAS 16-02V H6327](#) [BAS 21U E6327](#) [BAS 28 E6327](#) [BAW56DWQ-7-F](#) [BAW56M3T5G](#) [BAW75-TAP](#)  
[MM230L-CAA](#) [IDW40E65D1](#) [JAN1N3600](#) [JAN1N4454UR-1](#) [SMMSD4148T3G](#) [BYW95B/A52A](#) [NSVDAN222T1G](#) [CDSZC01100-HF](#)  
[BAV70HDW-7](#) [BAS28-7](#) [JANTX1N6640](#) [BAW56HDW-13](#) [BAS28 TR](#) [VS-HFA04SD60STR-M3](#) [1SS388-TP](#) [BAV99TQ-13-F](#)  
[BAV99HDW-13](#) [1N4004](#) [MMDB30-E28X](#) [LS4148](#) [IDV15E65D2](#) [W0503RH200S0L](#) [M0268SJ200NLF](#) [M0268RJ200NLF](#) [S3MBF](#) [US1J](#)  
[DAN217U-TP](#) [SHV-06JNS-Q](#) [IDW30C65D1](#) [IDW80C65D1](#) [VS-HFA30TA60CSR-M3](#) [M1MA152WAT1](#)