

MBRS1100

SCHOTTKY BARRIER RECTIFIER

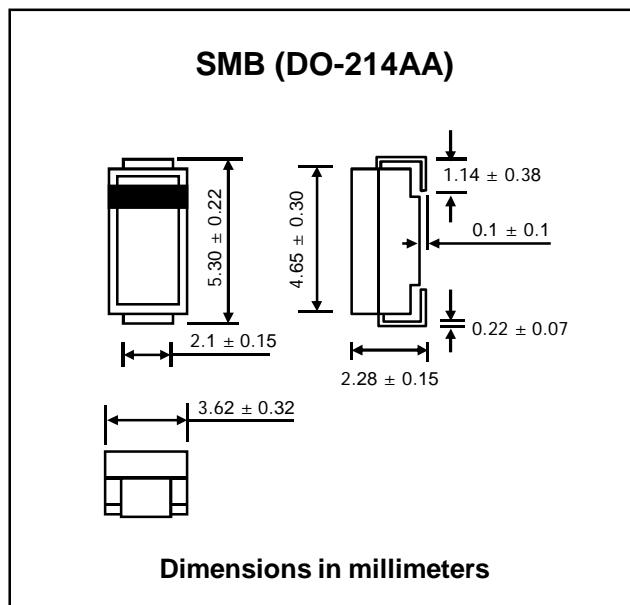
PRV : 100 Volts
Io : 1 Ampere

FEATURES :

- * Very Low Forward Voltage Drop
- * Small Compact Surface Mountable Package
- * Highly Stable Oxide Passivated Junction
- * Guardring for Stress Protection
- * **Pb / RoHS Free**

MECHANICAL DATA :

- * Case : SMB Molded plastic
- * Epoxy : UL94V-O rate flame retardant
- * Lead : Lead Formed for Surface Mount
- * Polarity : Color band denotes cathode end
- * Mounting position : Any
- * Weight : 0.117 gram



MAXIMUM RATINGS AND ELECTRICAL CHARACTERISTICS

Rating at 25 °C ambient temperature unless otherwise specified.
 Single phase, half wave, 60 Hz, resistive or inductive load.
 For capacitive load, derate current by 20%.

RATING	SYMBOL	VALUE	UNIT
Maximum Repetitive Reverse Voltage	VRRM	100	V
Maximum Working Peak Reverse Voltage	VRWM	100	V
Maximum DC Blocking Voltage	VDC	100	V
Maximum Average Rectified Forward Current	IF(AV)	1.0 (TL = 120°C)	A
		2.0 (TL = 100°C)	
Non-repetitive Peak Surge Current (Surge applied at rated load conditions half wave, single phase, 60Hz)	IFSM	50	A
Maximum Instantaneous Forward Voltage (Note 1) (IF = 1.0 A, Tj = 25°C)	VF	0.75	V
Maximum Instantaneous Reverse Current (Note1) (Rate dc Voltage, Tj = 25°C) (Rate dc Voltage, Tj = 100°C)	IR	0.5	mA
		5.0	
Thermal Resistance - Junction to Lead (TL = 25°C)	RθJL	22	°C/W
Operating Junction Temperature	TJ	- 65 to +150	°C

Note: (1) Pulse Test : Pulse Width = 300µs Duty Cycle ≤ 2%

RATING AND CHARACTERISTIC CURVES (MBR5100)

FIG.1 - CURRENT DERATING (LEAD)

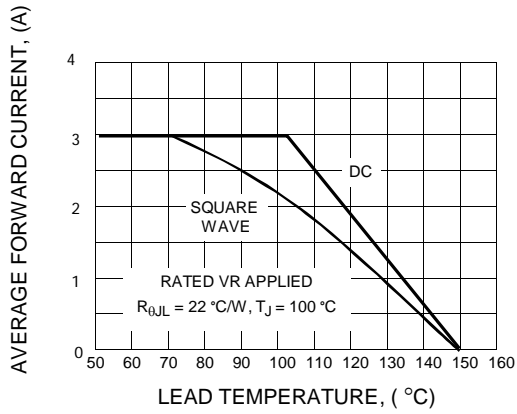


FIG.2 - POWER DISSIPATION

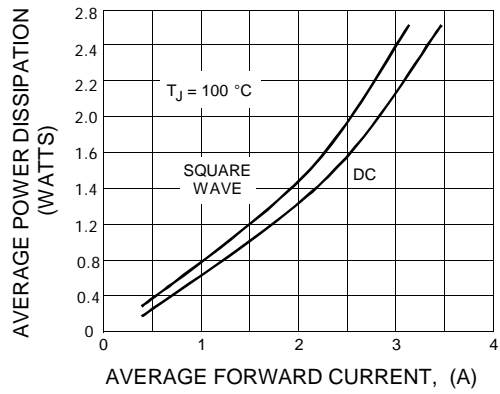


FIG.3 - TYPICAL FORWARD VOLTAGE

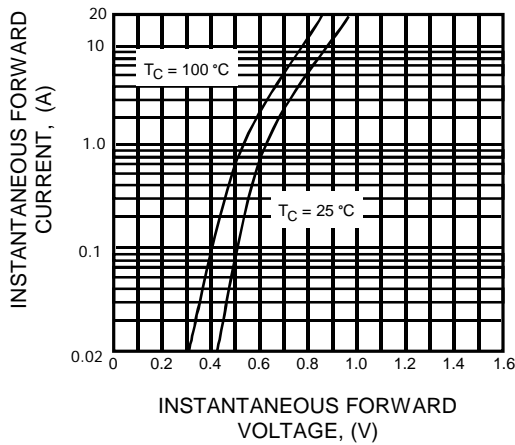


FIG.4 - TYPICAL REVERSE CURRENT

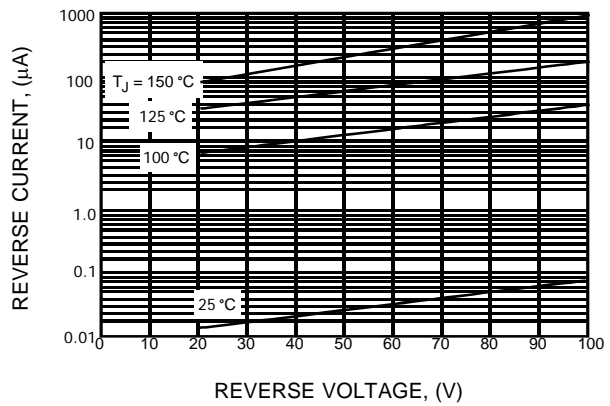
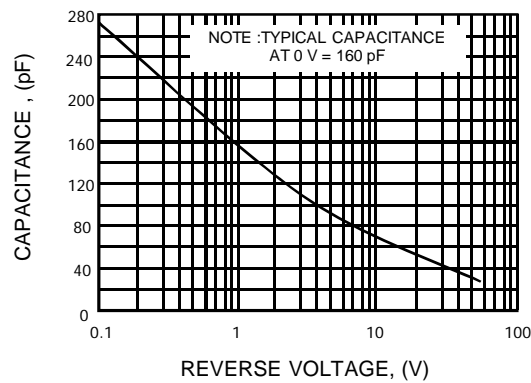


FIG. 5 TYPICAL CAPACITANCE



X-ON Electronics

Largest Supplier of Electrical and Electronic Components

Click to view similar products for [Schottky Diodes & Rectifiers](#) category:

Click to view products by [EIC Semiconductor](#) manufacturer:

Other Similar products are found below :

[MA4E2039](#) [MA4E2508M-1112](#) [MBR1545CT](#) [MMBD301M3T5G](#) [RB160M-50TR](#) [D83C](#) [BAS16E6433HTMA1](#) [BAT 54-02LRH E6327](#)
[NRVBAF360T3G](#) [NSR05F40QNXT5G](#) [NTE555](#) [JANS1N6640](#) [SK310-T](#) [SK34B-TP](#) [SS3003CH-TL-E](#) [GA01SHT18](#)
[CRS10I30A\(TE85L,QM](#) [MA4E2501L-1290](#) [MBRA140TRPBF](#) [MBRB30H30CT-1G](#) [BAT 15-04R E6152](#) [JANTX1N5712-1](#) [DMJ3940-000](#)
[SB007-03C-TB-E](#) [SK33B-TP](#) [NRVBB20100CTT4G](#) [NRVBM120LT1G](#) [NTSB30U100CT-1G](#) [VS-6CWQ10FNHM3](#) [CRG04\(T5L,TEMQ\)](#)
[ACDBA1100LR-HF](#) [ACDBA1200-HF](#) [ACDBA240-HF](#) [ACDBA3100-HF](#) [CDBQC0530L-HF](#) [CDBQC0240LR-HF](#) [ACDBA260LR-HF](#)
[ACDBA1100-HF](#) [MA4E2502L-1246](#) [10BQ015-M3/5BT](#) [NRVBM120ET1G](#) [CRS08TE85LQM](#) [PMAD1108-LF](#) [B120Q-13-F](#) [1N5819T-G](#)
[B0530WSQ-7-F](#) [PDS1040Q-13](#) [B160BQ-13-F](#) [SDM05U20CSP-7](#) [B140S1F-7](#)