

# P6KE SERIES

**V<sub>BR</sub> : 6.8 - 600 Volts**

**P<sub>PK</sub> : 600 Watts**

## FEATURES :

- \* Glass passivated junction chip
- \* 600W surge capability at 1ms
- \* Excellent clamping capability
- \* Low zener impedance
- \* Fast response time : typically less than 1.0 ps from 0 volt to V<sub>BR(min.)</sub>
- \* Typical I<sub>R</sub> less than 1μA above 10V
- \* Moisture Sensitivity Level 1 (Unlimited)
- \* **Pb / RoHS Free**

## MECHANICAL DATA :

- \* Case : DO-15 Molded plastic
- \* Epoxy : UL94V-0 rate flame retardant
- \* Lead : Axial lead solderable per MIL-STD-202, Method 208 guaranteed
- \* Polarity : Color band denotes cathode end
- \* Mounting position : Any
- \* Weight : 0.4 gram

## DEVICES FOR BIPOLAR APPLICATIONS

For Bi-directional use C or CA Suffix  
Electrical characteristics apply in both directions

## MAXIMUM RATINGS

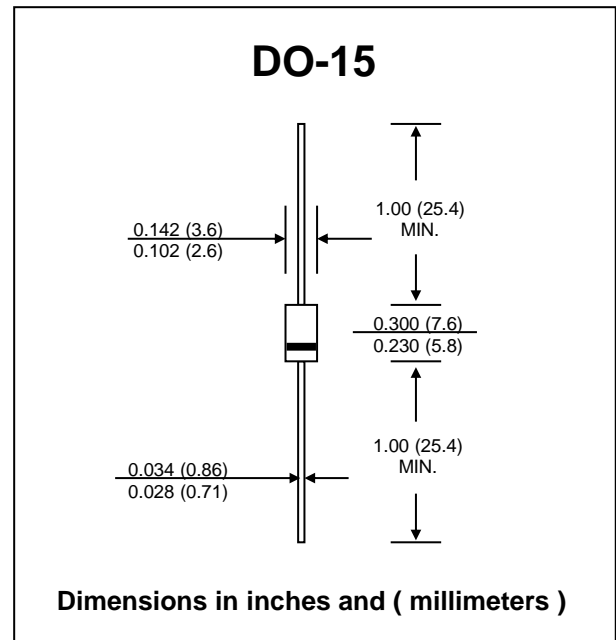
Rating at 25 °C ambient temperature unless otherwise specified.

Rating	Symbol	Value	Unit
Peak Power Dissipation at Ta = 25 °C, Tp=1ms (Note1)	P <sub>PK</sub>	Minimum 600	W
Steady State Power Dissipation at TL = 75 °C	P <sub>D</sub>	5.0	W
Lead Lengths 0.375", (9.5mm) (Note 2)			
Operating and Storage Temperature Range	T <sub>J</sub> , T <sub>STG</sub>	- 65 to + 175	°C

### Notes :

- (1) Non-repetitive Current pulse, per Fig. 5 and derated above Ta = 25 °C per Fig. 1
- (2) Mounted on Copper Leaf area of 1.57 in<sup>2</sup> (40mm<sup>2</sup>).

# TRANSIENT VOLTAGE SUPPRESSOR



## ELECTRICAL CHARACTERISTICS ( Rating at 25 °C ambient temperature unless otherwise specified.)

Type No.	Breakdown Voltage @ It ( Note 1 )		Working Peak Reverse Voltage	Maximum Reverse Leakage @ VRWM	Maximum Reverse Current	Maximum Clamping Voltage @ IRSM	Maximum Temperature Co-efficient of VBR	
	VBR (V)							VRWM
	Min.	Max.	It (mA)	(V)	( $\mu$ A)	(A)	(V)	(% / °C)
P6KE6.8	6.12	7.48	10	5.50	1000	55.5	10.8	0.057
P6KE6.8A	6.45	7.14	10	5.80	1000	57.0	10.5	0.057
P6KE7.5	6.75	8.25	10	6.05	500	51.0	11.7	0.061
P6KE7.5A	7.13	7.88	10	6.40	500	53.0	11.3	0.061
P6KE8.2	7.38	9.02	10	6.63	200	48.0	12.5	0.065
P6KE8.2A	7.79	8.61	10	7.02	200	50.0	12.1	0.065
P6KE8.5	7.65	9.35	10	6.89	200	46.0	13.0	0.067
P6KE8.5A	8.08	8.93	10	7.27	200	47.0	12.7	0.067
P6KE9.1	8.19	10.0	1.0	7.37	150	44.0	13.8	0.068
P6KE9.1A	8.65	9.55	1.0	7.78	150	45.0	13.4	0.068
P6KE10	9.00	11.0	1.0	8.10	150	40.0	15.0	0.073
P6KE10A	9.50	10.5	1.0	8.55	150	41.0	14.5	0.073
P6KE11	9.90	12.1	1.0	8.92	150	37.0	16.2	0.075
P6KE11A	10.5	11.6	1.0	9.40	150	38.0	15.6	0.075
P6KE12	10.8	13.2	1.0	9.72	5.0	35.0	17.3	0.078
P6KE12A	11.4	12.6	1.0	10.2	5.0	36.0	16.7	0.078
P6KE13	11.7	14.3	1.0	10.5	5.0	32.0	19.0	0.081
P6KE13A	12.4	13.7	1.0	11.1	5.0	33.0	18.2	0.081
P6KE15	13.5	16.5	1.0	12.1	5.0	27.0	22.0	0.084
P6KE15A	14.3	15.8	1.0	12.8	5.0	28.0	21.2	0.084
P6KE16	14.4	17.6	1.0	12.9	5.0	26.0	23.5	0.086
P6KE16A	15.2	16.8	1.0	13.6	5.0	27.0	22.5	0.086
P6KE18	16.2	19.8	1.0	14.5	5.0	23.0	26.5	0.088
P6KE18A	17.1	18.9	1.0	15.3	5.0	24.0	25.2	0.088
P6KE20	18.0	22.0	1.0	16.2	5.0	21.0	29.1	0.090
P6KE20A	19.0	21.0	1.0	17.1	5.0	22.0	27.7	0.090
P6KE22	19.8	24.2	1.0	17.8	5.0	19.0	31.9	0.092
P6KE22A	20.9	23.1	1.0	18.8	5.0	20.0	30.6	0.092
P6KE24	21.6	26.4	1.0	19.4	5.0	17.0	34.7	0.094
P6KE24A	22.8	25.2	1.0	20.5	5.0	18.0	33.2	0.094
P6KE27	24.3	29.7	1.0	21.8	5.0	15.0	39.1	0.096
P6KE27A	25.7	28.4	1.0	23.1	5.0	16.0	37.5	0.096
P6KE28	25.2	30.8	1.0	22.7	5.0	15.0	40	0.096
P6KE28A	26.6	29.4	1.0	23.9	5.0	15.5	38.7	0.096
P6KE30	27.0	33.0	1.0	24.3	5.0	14.0	43.5	0.097
P6KE30A	28.5	31.5	1.0	25.6	5.0	14.4	41.4	0.097
P6KE33	29.7	36.3	1.0	26.8	5.0	12.6	47.7	0.098
P6KE33A	31.4	34.7	1.0	28.2	5.0	13.2	45.7	0.098
P6KE36	32.4	39.6	1.0	29.1	5.0	11.6	52.0	0.099
P6KE36A	34.2	37.8	1.0	30.8	5.0	12.0	49.9	0.099
P6KE39	35.1	42.9	1.0	31.6	5.0	10.6	56.4	0.100
P6KE39A	37.1	41.0	1.0	33.3	5.0	11.2	53.9	0.100
P6KE43	38.7	47.3	1.0	34.8	5.0	9.6	61.9	0.101
P6KE43A	40.9	45.2	1.0	36.8	5.0	10.1	59.3	0.101
P6KE47	42.3	51.7	1.0	38.1	5.0	8.9	67.8	0.101
P6KE47A	44.7	49.4	1.0	40.2	5.0	9.3	64.8	0.101
P6KE51	45.9	56.1	1.0	41.3	5.0	8.2	73.5	0.102
P6KE51A	48.5	53.6	1.0	43.6	5.0	8.6	70.1	0.102
P6KE56	50.4	61.6	1.0	45.4	5.0	7.4	80.5	0.103
P6KE56A	53.2	58.8	1.0	47.8	5.0	7.8	77.0	0.103
P6KE62	55.8	68.2	1.0	50.2	5.0	6.8	89.0	0.104
P6KE62A	58.9	65.1	1.0	53.0	5.0	7.1	85.0	0.104
P6KE68	61.2	74.8	1.0	55.1	5.0	6.1	98.0	0.104
P6KE68A	64.6	71.4	1.0	58.1	5.0	6.5	92.0	0.104

## ELECTRICAL CHARACTERISTICS ( Rating at 25 °C ambient temperature unless otherwise specified.)

Type No.	Breakdown Voltage @ $I_t$ ( Note 1 )		$I_t$	Working Peak Reverse Voltage $V_{RWM}$	Maximum Reverse Leakage @ $V_{RWM}$ $I_R$	Maximum Reverse Current $I_{RSM}$	Maximum Clamping Voltage @ $I_{RSM}$ $V_{RSM}$	Maximum Temperature Co-efficient of $V_{BR}$ (% / °C)
	$V_{BR}$ (V)							
	Min.	Max.	(mA)	(V)	( $\mu$ A)	(A)	(V)	
P6KE75	67.5	82.5	1.0	60.7	5.0	5.5	108	0.105
P6KE75A	71.3	78.8	1.0	64.1	5.0	5.8	103	0.105
P6KE82	73.8	90.2	1.0	66.4	5.0	5.1	118	0.105
P6KE82A	77.9	86.1	1.0	70.1	5.0	5.3	113	0.105
P6KE91	81.9	100.0	1.0	73.7	5.0	4.5	131	0.106
P6KE91A	86.5	95.5	1.0	77.8	5.0	4.8	125	0.106
P6KE100	90.0	110.0	1.0	81.0	5.0	4.2	144	0.106
P6KE100A	95.0	105.0	1.0	85.5	5.0	4.4	137	0.106
P6KE110	99.0	121.0	1.0	89.2	5.0	3.8	158	0.107
P6KE110A	105.0	116.0	1.0	94.0	5.0	4.0	152	0.107
P6KE120	108.0	132.0	1.0	97.2	5.0	3.5	173	0.107
P6KE120A	114.0	126.0	1.0	102	5.0	3.6	165	0.107
P6KE130	117.0	143.0	1.0	106	5.0	3.2	187	0.107
P6KE130A	124.0	137.0	1.0	111	5.0	3.3	179	0.107
P6KE150	135.0	165.0	1.0	121	5.0	2.8	215	0.108
P6KE150A	143.0	158.0	1.0	128	5.0	2.9	207	0.108
P6KE160	144.0	176.0	1.0	130	5.0	2.6	230	0.108
P6KE160A	152.0	168.0	1.0	136	5.0	2.7	219	0.108
P6KE170	153.0	187.0	1.0	138	5.0	2.5	244	0.108
P6KE170A	162.0	179.0	1.0	145	5.0	2.6	234	0.108
P6KE180	162.0	198.0	1.0	146	5.0	2.3	258	0.108
P6KE180A	171.0	189.0	1.0	154	5.0	2.4	246	0.108
P6KE200	180.0	220.0	1.0	162	5.0	2.1	287	0.108
P6KE200A	190.0	210.0	1.0	171	5.0	2.2	274	0.108
P6KE220	198.0	242.0	1.0	175	5.0	1.75	344	0.108
P6KE220A	209.0	231.0	1.0	185	5.0	1.83	328	0.108
P6KE250	225.0	275.0	1.0	202	5.0	1.67	360	0.110
P6KE250A	237.0	263.0	1.0	214	5.0	1.75	344	0.110
P6KE300	270.0	330.0	1.0	243	5.0	1.40	430	0.110
P6KE300A	285.0	315.0	1.0	256	5.0	1.45	414	0.110
P6KE320	288.0	352.0	1.0	259	5.0	1.31	460	0.110
P6KE320A	303.0	337.0	1.0	272	5.0	1.35	445	0.110
P6KE350	315.0	385.0	1.0	284	5.0	1.20	504	0.110
P6KE350A	332.0	368.0	1.0	300	5.0	1.25	482	0.110
P6KE400	360.0	440.0	1.0	324	5.0	1.05	574	0.110
P6KE400A	380.0	420.0	1.0	342	5.0	1.10	548	0.110
P6KE440	396.0	484.0	1.0	356	5.0	0.95	631	0.110
P6KE440A	418.0	462.0	1.0	376	5.0	1.00	602	0.110
P6KE480	432.0	528.0	1.0	389	5.0	0.88	686	0.110
P6KE480A	456.0	504.0	1.0	408	5.0	0.90	658	0.110
P6KE510	459.0	561.0	1.0	413	5.0	0.82	729	0.110
P6KE510A	485.0	535.0	1.0	434	5.0	0.86	698	0.110
P6KE530	477.0	583.0	1.0	457	5.0	0.76	798	0.110
P6KE530A	503.5	556.5	1.0	477	5.0	0.80	725	0.110
P6KE540	486.0	594.0	1.0	437	5.0	0.78	772	0.110
P6KE540A	513.0	567.0	1.0	459	5.0	0.81	740	0.110
P6KE550	495.0	605.0	1.0	470	5.0	0.76	836	0.110
P6KE550A	522.5	577.5	1.0	495	5.0	0.80	760	0.110
P6KE600	540.0	660.0	1.0	490	5.0	0.71	911	0.110
P6KE600A	570.0	630.0	1.0	512	5.0	0.75	828	0.110

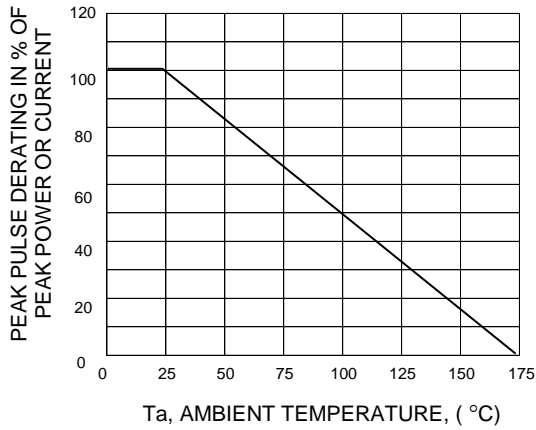
Notes : ( 1 )  $V_{BR}$  measured after  $I_t$  applied for 300  $\mu$ s.,  $I_t$  = square wave pulse or equivalent.

( 2 ) For Bipolar types moving  $V_R$  of 10 Volts and under, the  $I_R$  limit is doubled.

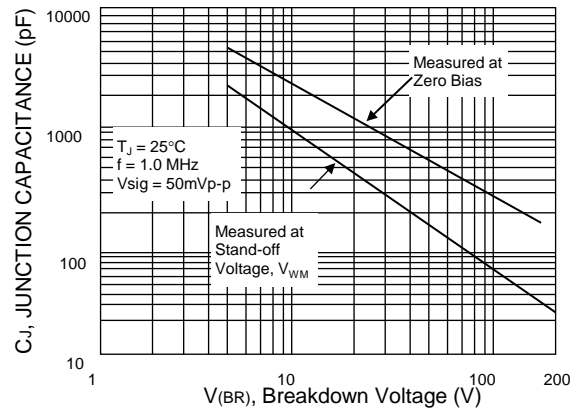
( 3 ) "6KE" will be omitted in marking on the diode.

## RATING AND CHARACTERISTIC CURVES ( P6KE SERIES )

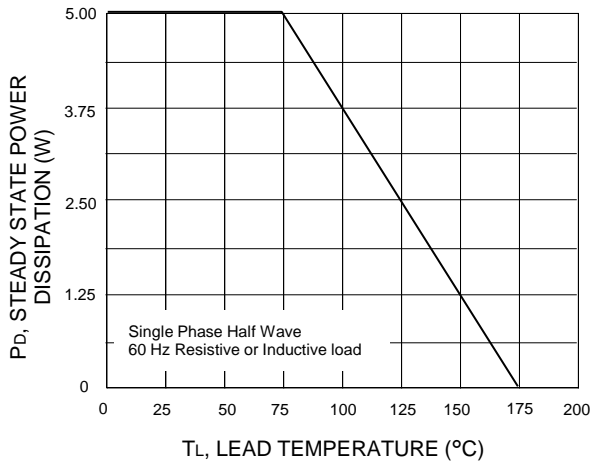
**FIG.1 - PULSE DERATING CURVE**



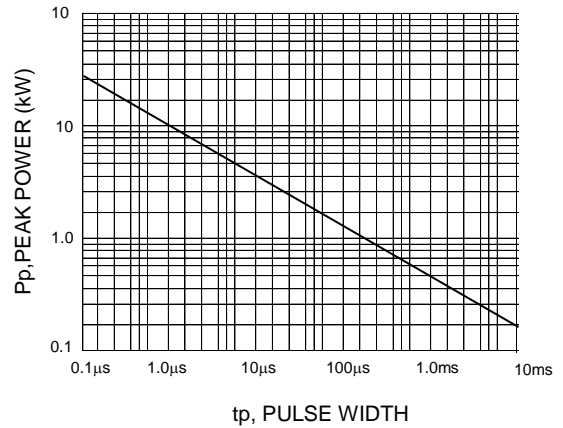
**FIG. 2 - TYPICAL JUNCTION CAPACITANCE UNI-DIRECTIONAL**



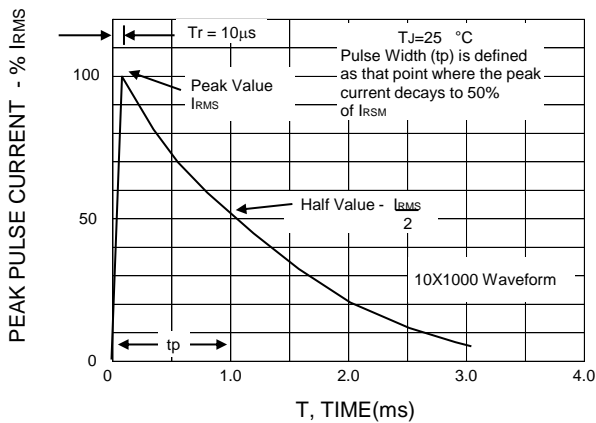
**FIG.3 - STEADY STATE POWER DERATING**



**FIG.4 - PULSE RATING CURVE**



**FIG.5 - PULSE WAVEFORM**



## X-ON Electronics

Largest Supplier of Electrical and Electronic Components

*Click to view similar products for [ESD Suppressors / TVS Diodes](#) category:*

*Click to view products by [EIC Semiconductor](#) manufacturer:*

Other Similar products are found below :

[60KS200C](#) [D18V0L1B2LP-7B](#) [D5V0F4U5P5-7](#) [NTE4902](#) [P4KE27CA](#) [P6KE11CA](#) [P6KE8.2A](#) [SA60CA](#) [SA64CA](#) [SMBJ12CATR](#)  
[SMBJ33CATR](#) [SMBJ6.5A](#) [SMBJ8.0A](#) [ESD101-B1-02ELS](#) [E6327](#) [ESD112-B1-02EL](#) [E6327](#) [ESD7451N2T5G](#) [19180-510](#) [CPDT-5V0USP-](#)  
[HF](#) [3.0SMCJ33CA-F](#) [3.0SMCJ36A-F](#) [HSPC16701B02TP](#) [JANTX1N6126A](#) [D3V3Q1B2DLP3-7](#) [D55V0M1B2WS-7](#) [SCM1293A-04SO](#)  
[ESD200-B1-CSP0201](#) [E6327](#) [SM12-7](#) [CEN955](#) [W/DATA](#) [VESD12A1A-HD1-GS08](#) [CPDQC5V0-HF](#) [D1213A-01LP4-7B](#) [ESD101-B1-02EL](#)  
[E6327](#) [AOZ8808DI-03](#) [5KP15A](#) [5KP48A](#) [5KP90A](#) [ESD3V3D7-TP](#) [15KPA36A-LF](#) [P4KE56CA](#) [P4KE68A](#) [P4KE91CATR](#) [P6KE120A](#)  
[P6KE13CA](#) [P6KE43CA](#) [P6KE6.8CA](#) [P6KE8.2](#) [P6SMBJ20CA](#) [JANTX1N6072A](#) [SR2835ESKG](#) [SA90CA](#)