

RD2.0FM ~ RD120FM

ZENER DIODES

V_Z : 2.0 - 120 Volts

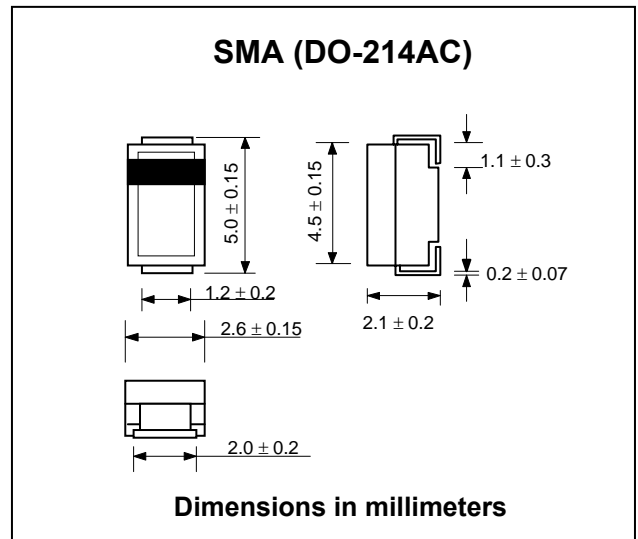
P_D : 1 Watt

FEATURES :

- * Complete 2.0 to 120 Volts
- * High peak reverse power dissipation
- * High reliability
- * Low leakage current
- * Pb / RoHS Free

MECHANICAL DATA :

- * Case : SMA Molded plastic
- * Epoxy : UL94V-O rate flame retardant
- * Lead : Lead Formed for Surface Mount
- * Polarity : Color band denotes cathode end
- * Mounting position : Any
- * Weight : 0.067 gram



MAXIMUM RATINGS

Rating at 25°C ambient temperature unless otherwise specified

Rating	Symbol	Value	Unit
Power Dissipation , See Fig. 1	P _D	1.0	W
Forward Current	I _F	200	mA
Junction Temperature	T _J	150	°C
Storage Temperature Range	T _{STG}	- 55 to + 150	°C



ELECTRICAL CHARACTERISTICS (Ta = 25 °C)

Type Number	Class	Zener Voltage V _Z (V) ⁽¹⁾			Dynamic Impedance Z _Z (Ω) ⁽²⁾		Reverse Current I _R (μA)	
		Min.	Max.	I _Z (mA)	Max.	I _Z (mA)	Max.	V _R (V)
RD2.0FM	B	1.9	2.2	5	140	5	200	0.5
RD2.2FM	B	2.1	2.4	5	140	5	200	0.7
RD2.4FM	B	2.3	2.6	5	140	5	200	1.0
RD2.7FM	B	2.5	2.9	5	140	5	150	1.0
RD3.0FM	B	2.8	3.2	5	140	5	100	1.0
RD3.3FM	B	3.1	3.5	5	140	5	80	1.0
RD3.6FM	B	3.4	3.8	5	140	5	60	1.0
RD3.9FM	B	3.7	4.1	5	140	5	40	1.0
RD4.3FM	B	4.0	4.5	5	140	5	20	1.0
RD4.7FM	B	4.4	4.9	5	100	5	20	1.0
RD5.1FM	B	4.8	5.4	5	100	5	20	1.0
RD5.6FM	B	5.3	6.0	5	70	5	20	1.5
RD6.2FM	B	5.8	6.6	5	40	5	20	3.0
RD6.8FM	B	6.4	7.2	5	25	5	20	3.5
RD7.5FM	B	7.0	7.9	5	25	5	20	4.0
RD8.2FM	B	7.7	8.7	5	25	5	20	5.0
RD9.1FM	B	8.5	9.6	5	25	5	20	6.0
RD10FM	B	9.4	10.6	5	20	5	10	7.0
RD11FM	B	10.4	11.6	5	20	5	10	8.0
RD12FM	B	11.4	12.6	5	25	5	10	9.0
RD13FM	B	12.4	14.1	5	30	5	10	10
RD15FM	B	13.8	15.6	5	30	5	10	11
RD16FM	B	15.3	17.1	5	40	5	10	12
RD18FM	B	16.8	19.1	5	45	5	10	13
RD20FM	B	18.8	21.2	5	55	5	10	15
RD22FM	B	20.8	23.3	2	55	2	10	17
RD24FM	B	22.8	25.6	2	70	2	10	19
RD27FM	B	25.1	28.9	2	80	2	10	21
RD30FM	B	28.0	32.0	2	80	2	10	23
RD33FM	B	31.0	35.0	2	80	2	10	25
RD36FM	B	34.0	38.0	2	90	2	10	27
RD39FM	B	37.0	41.0	2	130	2	10	30
RD43FM	B	40.0	45.0	2	150	2	5	33
RD47FM	B	44.0	49.0	2	170	2	5	36
RD51FM	B	48.0	54.0	2	220	2	5	39
RD56FM	B	53.0	60.0	2	220	2	5	43
RD62FM	B	58.0	66.0	2	220	2	5	47
RD68FM	B	64.0	72.0	2	230	2	5	52
RD75FM	B	70.0	79.0	2	250	2	5	57
RD82FM	B	77.0	87.0	2	270	2	5	63
RD91FM	B	85.0	96.0	2	340	2	5	69
RD100FM	B	94.0	106.0	2	430	2	5	76
RD110FM	B	104.0	116.0	2	530	2	5	84
RD120FM	B	114.0	126.0	2	620	2	5	91

Notes:

- (1) Test with pulse (40 ms).
- (2) Z_Z is measured at I_Z given an very small A.C. Current Signal.
- (3) " RD " will be omitted in marking on the diode

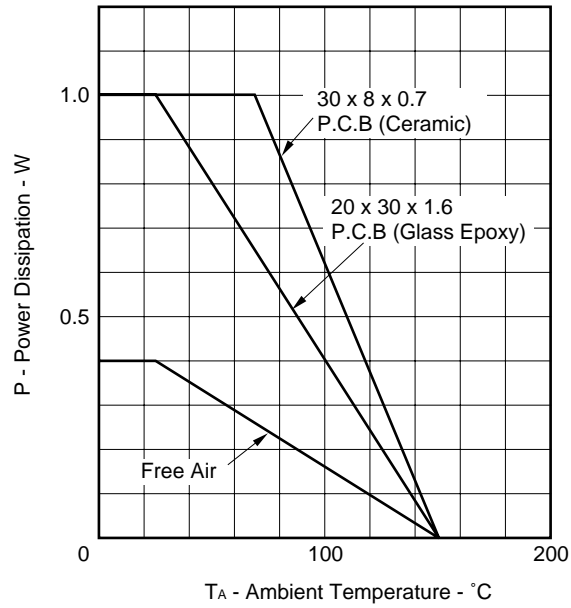
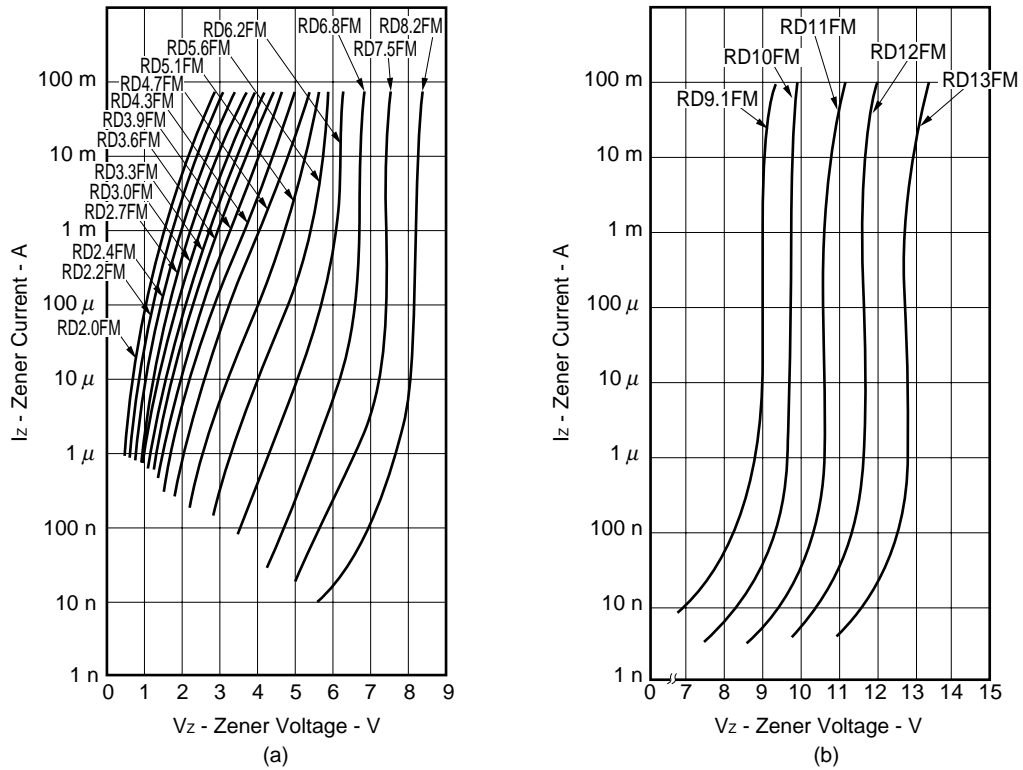


Fig.2 I_z - V_z CHARACTERISTICS (a to f)



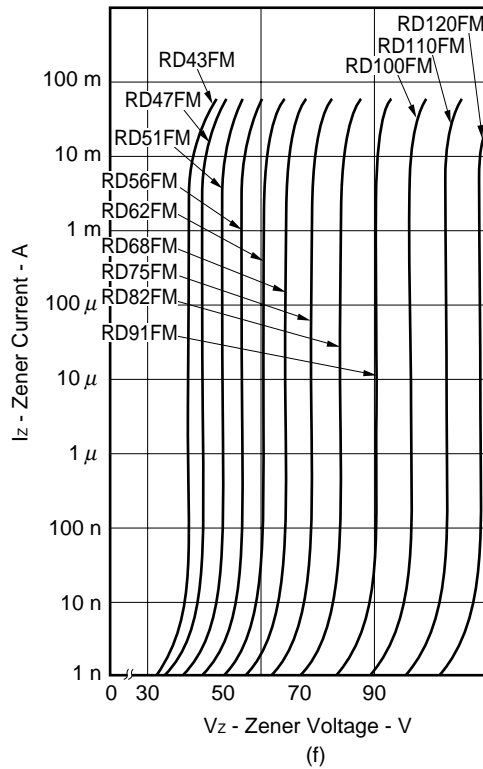
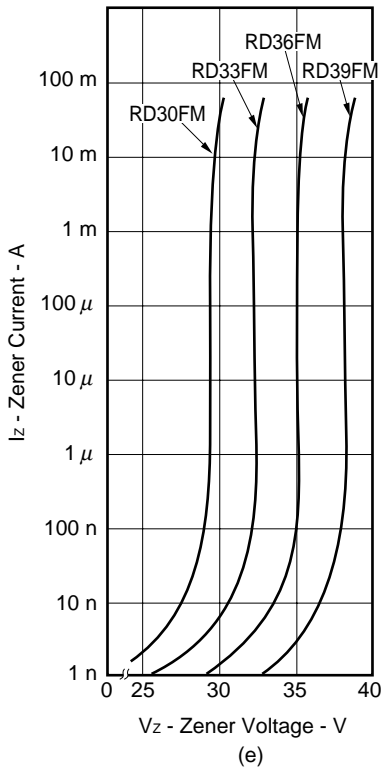
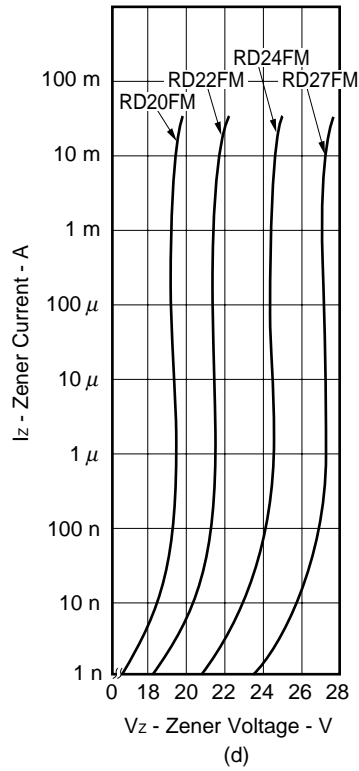
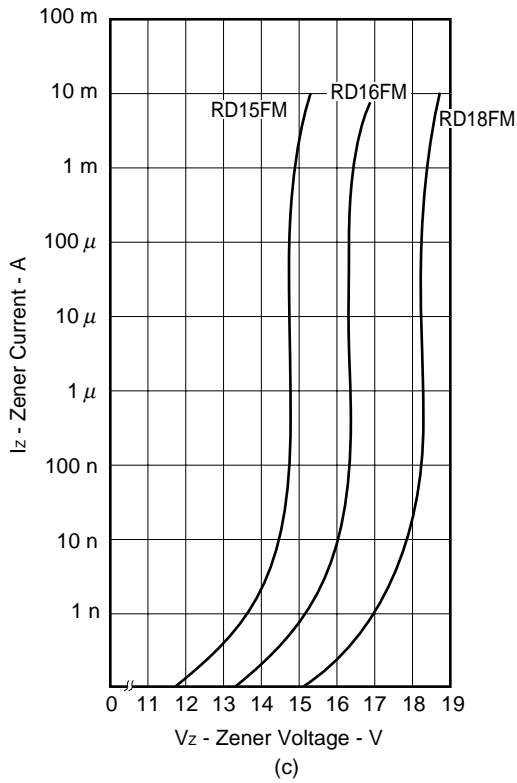


Fig.3 $\gamma_z - V_z$ CHARACTERISTICS

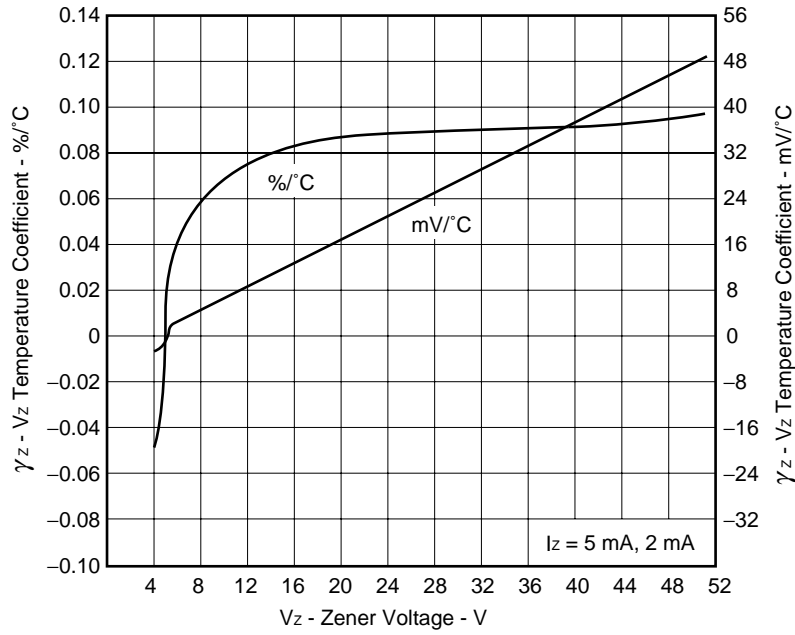
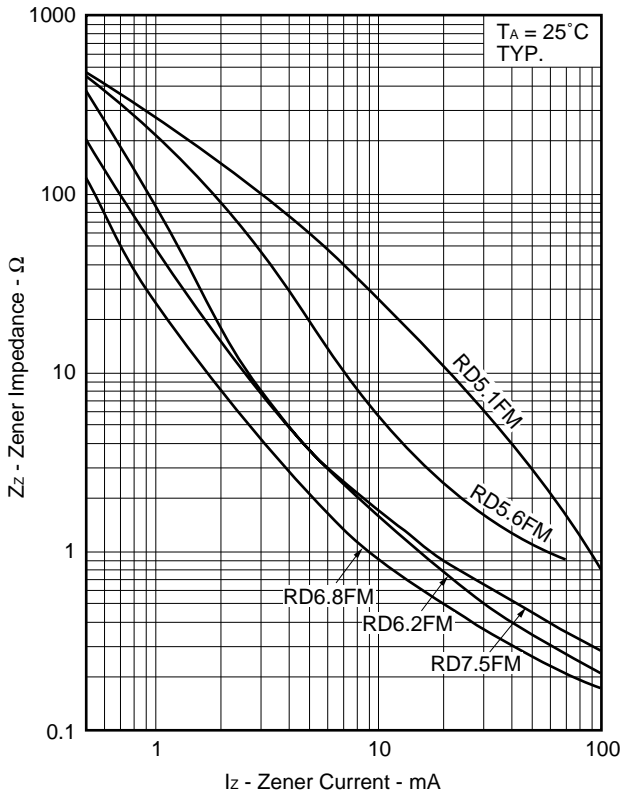
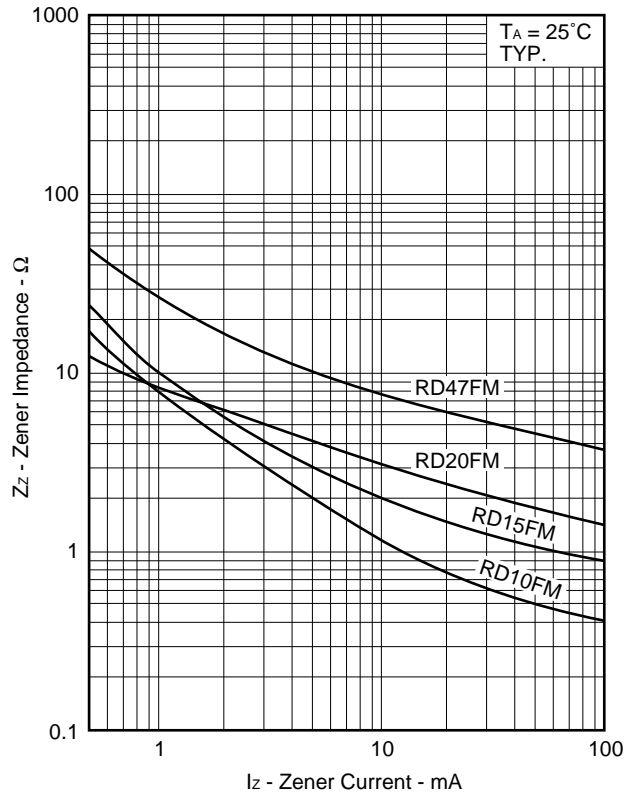


Fig.4 $Z_z - I_z$ CHARACTERISTICS



(a)



(b)

Fig.5 TRANSIENT THERMAL IMPEDANCE CHARACTERISTICS

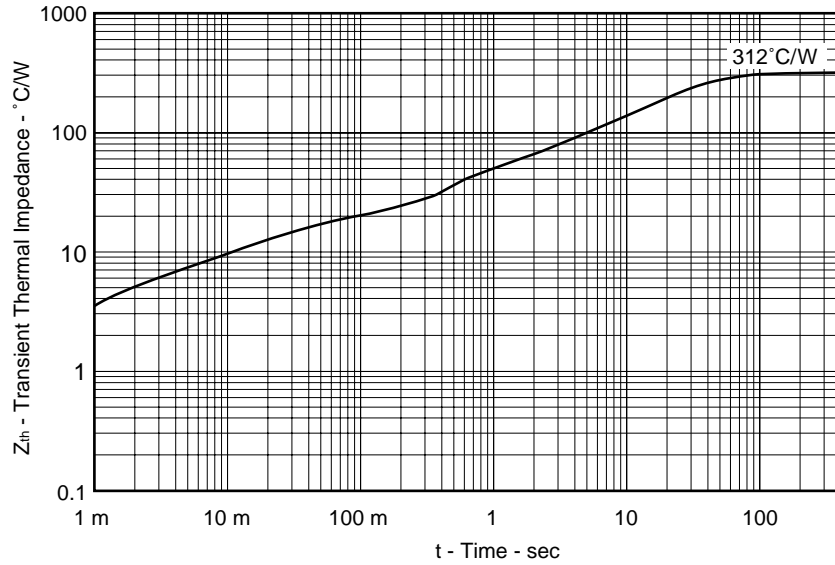
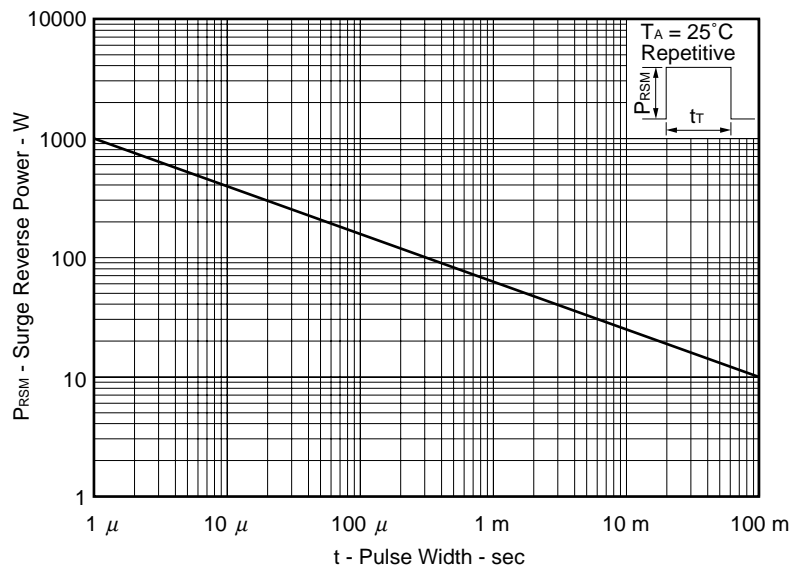


Fig.6 SURGE REVERSE POWER RATINGS



X-ON Electronics

Largest Supplier of Electrical and Electronic Components

Click to view similar products for [Zener Diodes](#) category:

Click to view products by [EIC Semiconductor](#) manufacturer:

Other Similar products are found below :

[RKZ13B2KG#P1](#) [DL5234B](#) [EDZTE6113B](#) [1N4682](#) [1N4693](#) [1N4732A](#) [1N4736A](#) [1N4750A](#) [1N4759ARL](#) [1N5241B](#) [1N5365B](#) [1N5369B](#)
[1N747A](#) [1N964B](#) [1N966B](#) [1N968B](#) [1N972B](#) [JANS1N4974US](#) [JANTX1N5907](#) [1N4692](#) [1N4700](#) [1N4702](#) [1N4704](#) [1N4711](#) [1N4714](#)
[1N4745ARL](#) [1N4752ARL](#) [1N4760ARL](#) [1N5221B](#) [1N5242BTR](#) [1N5350B](#) [1N5352B](#) [1N961BRR1](#) [1N964BRL](#) [RKZ5.1BKU#P6](#)
[3SMAJ5946B-TP](#) [3SMAJ5950B-TP](#) [3SMBJ5925B-TP](#) [MMSZ5230BQ-13-F](#) [MMSZ5232BQ-13-F](#) [BZX84C7V5](#) [3SMAJ5945B-TP](#)
[3SMAJ5947B-TP](#) [3SMBJ5941B-TP](#) [DL4732A-T3](#) [DZ2S240M0L](#) [SMAZ27-TP](#) [ZMM5224B-7](#) [RD16UM-T1-A](#) [RD39S-T1-A](#)