

SDB13LHT-HAF

SCHOTTKY BARRIER DIODE

Features

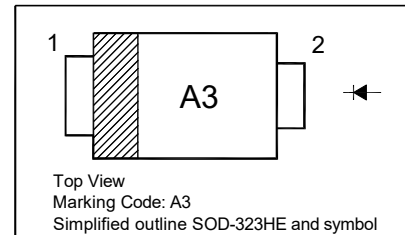
- Low profile surface mount package
- Low power loss,high efficiency
- Halogen and Antimony Free(HAF), RoHS compliant

Applications

- Switching power supply
- Reversed battery connection protdction
- DC/DC converter

PINNING

PIN	DESCRIPTION
1	Cathode
2	Anode



Absolute Maximum Ratings ($T_a = 25^\circ\text{C}$)

Parameter	Symbol	Value	Unit
Reverse Voltage	V_R	30	V
Forward Current	I_F	1	A
Peak Forward Surge Current ($t_p = 8.3$ ms)	I_{FSM}	25	A
Operating Temperature Range	T_J	- 65 to + 125	$^\circ\text{C}$
Storage Temperature Range	T_{stg}	- 65 to + 150	$^\circ\text{C}$

Thermal Characteristics

Parameter	Symbol	Value	Unit
Thermal Resistance Junction to Ambient Air ¹⁾	$R_{\theta JA}$	177	$^\circ\text{C/W}$

¹⁾ Device mounted on FR-4 substrate PC board, 2oz copper, with minimum recommended pad layout.



Characteristics at $T_a = 25^\circ\text{C}$

Parameter	Symbol	Min.	Typ.	Max.	Unit
Reverse Breakdown Voltage	$V_{(BR)R}$	30	-	-	V
Forward Voltage at $I_F = 0.1\text{ A}$	V_F	-	-	0.33	V
at $I_F = 0.7\text{ A}$		-	0.37	-	V
at $I_F = 1\text{ A}$		-	-	0.42	V
Reverse Current at $V_R = 5\text{ V}$	I_R	-	-	50	μA
at $V_R = 30\text{ V}$		-	-	250	μA
Junction Capacitance at $V_R = 10\text{ V}$, $f = 1\text{ MHz}$	C_j	-	54	-	pF

SDB13LHT-HAF

Electrical characteristics curves

Fig 1. Reverse Characteristics Curve

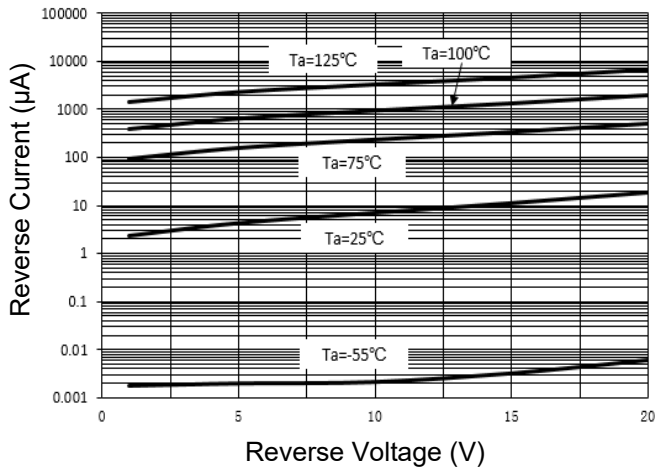


Fig 2. Forward Characteristics Curve

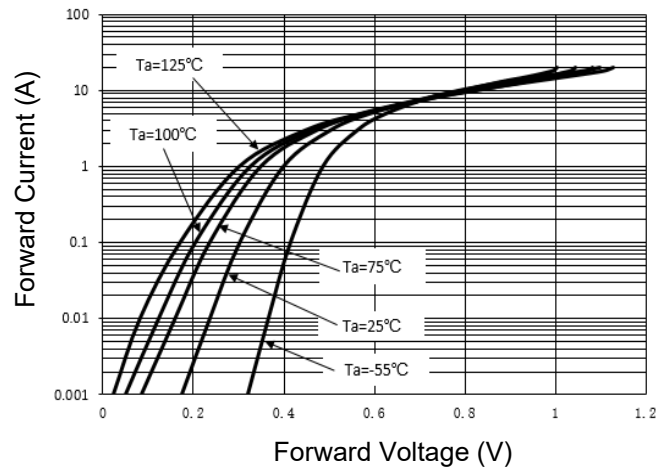


Fig 3. Junction Capacitance

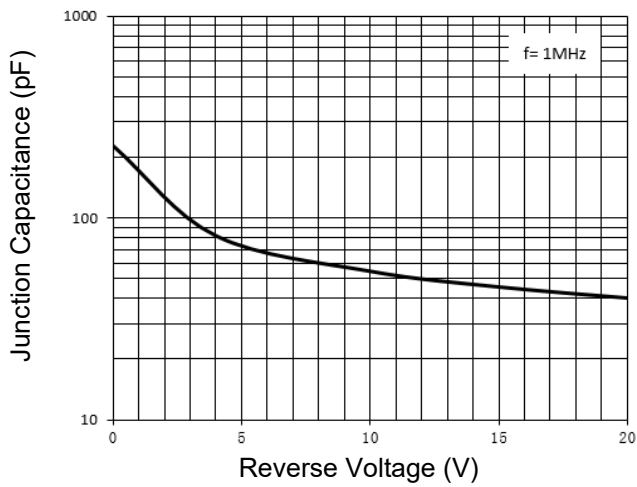
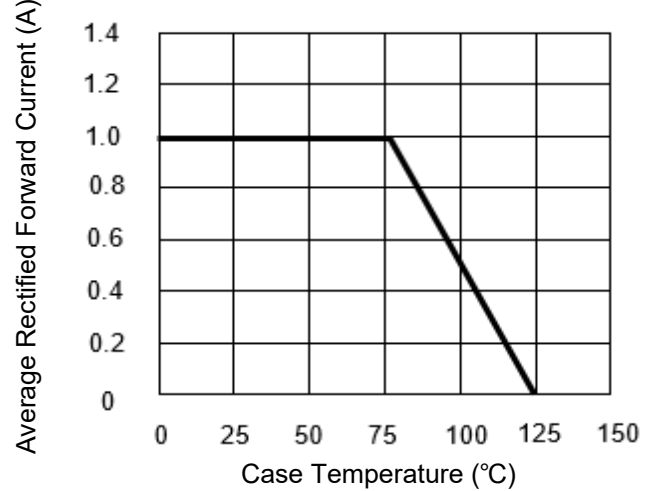


Fig 4. Forward Current Derating Curve



X-ON Electronics

Largest Supplier of Electrical and Electronic Components

Click to view similar products for [Schottky Diodes & Rectifiers](#) category:

Click to view products by [EIC Semiconductor](#) manufacturer:

Other Similar products are found below :

[MA4E2039](#) [MA4E2508M-1112](#) [MBR0530L-TP](#) [MBR10100CT-BP](#) [MBR1545CT](#) [MMBD301M3T5G](#) [RB160M-50TR](#)
[BAS16E6433HTMA1](#) [BAS 3010S-02LRH E6327](#) [BAT 54-02LRH E6327](#) [IDL02G65C5XUMA1](#) [NSR05F40QNXT5G](#) [NSVR05F40NXT5G](#)
[NTE555](#) [JANS1N6640](#) [SB07-03C-TB-H](#) [SK310-T](#) [SK33A-TP](#) [SK34B-TP](#) [SS3003CH-TL-E](#) [PDS3100Q-7](#) [GA01SHT18](#)
[CRS10I30A\(TE85L,QM](#) [MA4E2501L-1290](#) [MBRB30H30CT-1G](#) [JANTX1N5712-1](#) [SB007-03C-TB-E](#) [SK33B-TP](#) [SK35A-TP](#) [SK38B-LTP](#)
[NTE505](#) [NTSB30U100CT-1G](#) [VS-6CWQ10FNHM3](#) [CRG04\(T5L,TEMQ\)](#) [ACDBA1100LR-HF](#) [ACDBA1200-HF](#) [ACDBA240-HF](#)
[ACDBA3100-HF](#) [CDBQC0530L-HF](#) [ACDBA260LR-HF](#) [ACDBA1100-HF](#) [MA4E2502L-1246](#) [10BQ015-M3/5BT](#) [10BQ060-M3/5BT](#)
[NRVB130LSFT1G](#) [CRS08TE85LQM](#) [PMAD1108-LF](#) [B120Q-13-F](#) [1N5819T-G](#) [B0530WSQ-7-F](#)