

## SMF5.0A~SMF220A-HAF

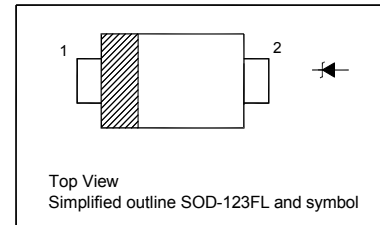
### Surface Mount Transient Voltage Suppressors

#### Features

- Halogen and Antimony Free(HAF), RoHS compliant

#### PINNING

PIN	DESCRIPTION
1	Cathode
2	Anode



#### Absolute Maximum Ratings ( $T_a = 25^\circ\text{C}$ unless otherwise specified)

Parameter	Symbol	Value	Unit
Peak Pulse Power Dissipation (PW-10/1000 us) <sup>1)</sup>	$P_{PPM}$	200	W
Peak Forward Surge Current <sup>2)</sup>	$I_{FSM}$	20	A
Thermal Resistance	$R_{\theta JA}$	325	$^\circ\text{C/W}$
Operating Junction and Storage Temperature Range	$T_j, T_{stg}$	- 55 to + 150	$^\circ\text{C}$

<sup>1)</sup> Non-repetitive current pulse at  $T_a = 25^\circ\text{C}$ , per waveform of Figure 1. Mounted on 5.0 mm<sup>2</sup> copper pads to each terminal.

<sup>2)</sup> Peak Forward Surge Current 8.3 ms Single Half Sine -Wave, or equivalent square wave, duty cycle = 4 pulses per minutes maximum.

## SMF5.0A~SMF220A-HAF

Electrical Characteristics ( $T_a = 25^\circ\text{C}$  unless otherwise specified)  $V_F = 1.25\text{ V Max.}$  at  $I_F = 200\text{ mA}$

Type	Marking Code	Stand-off Voltage $V_{WM}$ (V)	Breakdown Voltage		Test Current $I_T$ (mA)	Maximum Reverse Leakage $I_R$ ( $\mu\text{A}$ ) at $V_{WM}$	Maximum Clamping Voltage $V_C$ (V) at $I_{PPM}$	Maximum Peak Pulse Current $I_{PPM}$ (A)
			$V_{BR}$ (V) Min. at $I_T$	$V_{BR}$ (V) Max. at $I_T$				
SMF5.0A	.TA1	5	6.4	7	10	400	9.2	21.7
SMF6.0A	.TB1	6	6.7	7.4	10	400	10.3	19.4
SMF6.5A	.TC1	6.5	7.2	8	10	250	11.2	17.9
SMF7.0A	.TD1	7	7.8	8.6	10	100	12	16.7
SMF7.5A	.TE1	7.5	8.3	9.2	1	50	12.9	15.5
SMF8.0A	.TF1	8	8.9	9.8	1	25	13.6	14.7
SMF8.5A	.TG1	8.5	9.4	10.4	1	10	14.4	13.9
SMF9.0A	.TH1	9	10	11.1	1	5	15.4	13
SMF10A	.TJ1	10	11.1	12.3	1	2.5	17	11.8
SMF11A	.TK1	11	12.2	13.5	1	2.5	18.2	11
SMF12A	.TL1	12	13.3	14.7	1	2.5	19.9	10.1
SMF13A	.TM1	13	14.4	15.9	1	1	21.5	9.3
SMF14A	.TN1	14	15.6	17.2	1	1	23.2	8.6
SMF15A	.TP1	15	16.7	18.5	1	1	24.4	8.2
SMF16A	.TQ1	16	17.8	19.7	1	1	26	7.7
SMF17A	.TR1	17	18.9	20.9	1	1	27.6	7.2
SMF18A	.TS1	18	20	22.1	1	1	29.2	6.8
SMF20A	.TT1	20	22.2	24.5	1	1	32.4	6.2
SMF22A	.TU1	22	24.4	26.9	1	1	35.5	5.6
SMF24A	.TV1	24	26.7	29.5	1	1	38.9	5.1
SMF26A	.TW1	26	28.9	31.9	1	1	42.1	4.8
SMF28A	.TX1	28	31.1	34.4	1	1	45.4	4.4
SMF30A	.TY1	30	33.3	36.8	1	1	48.4	4.1
SMF33A	.TZ1	33	36.7	40.6	1	1	53.3	3.8
SMF36A	.UA1	36	40	44.2	1	1	58.1	3.4
SMF40A	.UB1	40	44.4	49.1	1	1	64.5	3.1
SMF43A	.UC1	43	47.8	52.8	1	1	69.4	2.9
SMF45A	.UD1	45	50	55.3	1	1	72.7	2.8
SMF48A	.UE1	48	53.3	58.9	1	1	77.4	2.6
SMF51A	.UF1	51	56.7	62.7	1	1	82.4	2.4
SMF54A	.UG1	54	60	66.3	1	1	87.1	2.3
SMF58A	.UH1	58	64.4	71.2	1	1	93.6	2.1
SMF60A	.UJ1	60	66.7	73.7	1	1	96.8	1.8
SMF64A	.UK1	64	71.1	78.6	1	1	103	1.7
SMF70A	.UL1	70	77.8	86	1	1	113	1.5
SMF75A	.UM1	75	83.3	92.1	1	1	121	1.4
SMF78A	.UN1	78	86.7	95.8	1	1	126	1.4
SMF85A	.UP1	85	94.4	104	1	1	137	1.3

## SMF5.0A~SMF220A-HAF

Electrical Characteristics ( $T_a = 25^\circ\text{C}$  unless otherwise specified)  $V_F = 1.25\text{ V Max. at } I_F = 200\text{ mA}$

Type	Marking Code	Stand-off Voltage $V_{WM}$ (V)	Breakdown Voltage		Test Current $I_T$ (mA)	Maximum Reverse Leakage $I_R$ ( $\mu\text{A}$ ) at $V_{WM}$	Maximum Clamping Voltage $V_C$ (V) at $I_{PPM}$	Maximum Peak Pulse Current $I_{PPM}$ (A)
			$V_{BR}$ (V) Min. at $I_T$	$V_{BR}$ (V) Max. at $I_T$				
SMF90A	.UQ1	90	100	111	1	1	146	1.2
SMF100A	.UR1	100	111	123	1	1	162	1.1
SMF110A	.US1	110	122	135	1	1	177	1
SMF120A	.UT1	120	133	147	1	1	193	0.9
SMF130A	.UU1	130	144	159	1	1	209	0.8
SMF150A	.UV1	150	167	185	1	1	243	0.7
SMF160A	.UW1	160	178	197	1	1	259	0.7
SMF170A	.UX1	170	189	209	1	1	275	0.6
SMF175A	.UY1	175	198	214	1	1	284	0.6
SMF180A	.UZ1	180	201	222	1	1	292	0.5
SMF190A	.VA1	190	211	232	1	1	308	0.5
SMF200A	.VB1	200	224	247	1	1	324	0.5
SMF220A	.VC1	220	246	272	1	1	356	0.5

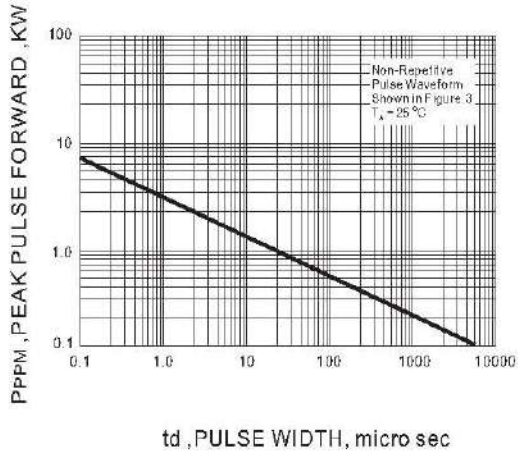


Fig.1 Peak pulse power rating curve

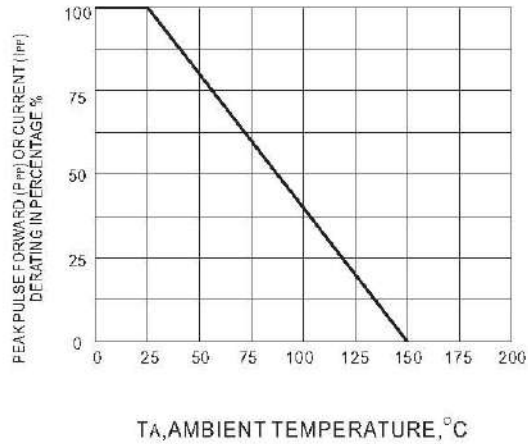


Fig.2 Derating curve

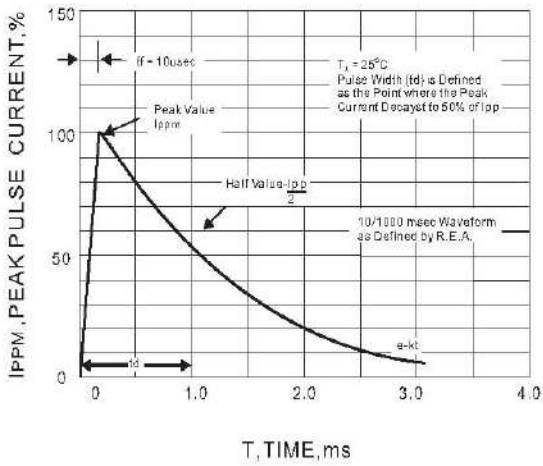


Fig.3 Pulse waveform

## X-ON Electronics

Largest Supplier of Electrical and Electronic Components

*Click to view similar products for [ESD Suppressors / TVS Diodes](#) category:*

*Click to view products by [EIC Semiconductor](#) manufacturer:*

Other Similar products are found below :

[60KS200C](#) [D18V0L1B2LP-7B](#) [D5V0F4U5P5-7](#) [NTE4902](#) [P4KE27CA](#) [P6KE11CA](#) [P6KE39CA-TP](#) [P6KE8.2A](#) [JANTX1N6053A](#)  
[SA110CA](#) [SA60CA](#) [SA64CA](#) [SMBJ12CATR](#) [SMBJ33CATR](#) [SMBJ8.0A](#) [ESD101-B1-02ELS E6327](#) [ESD105-B1-02EL E6327](#) [ESD112-B1-02EL E6327](#) [ESD119B1W01005E6327XTSA1](#) [ESD5V0L1B02VH6327XTSA1](#) [ESD7451N2T5G](#) [19180-510](#) [CPDT-5V0USP-HF](#)  
[3.0SMCJ33CA-F](#) [3.0SMCJ36A-F](#) [HSPC16701B02TP](#) [JANTX1N6126A](#) [JANTX1N6462](#) [JANTX1N6465](#) [USB50805e3/TR7](#)  
[D3V3Q1B2DLP3-7](#) [D55V0M1B2WS-7](#) [DRTR5V0U4SL-7](#) [SCM1293A-04SO](#) [ESD200-B1-CSP0201 E6327](#) [SM12-7](#) [SM1605E3/TR13](#)  
[SMLJ45CA-TP](#) [CEN955 W/DATA](#) [82350120560](#) [VESD12A1A-HD1-GS08](#) [CPDUR5V0R-HF](#) [CPDQC5V0U-HF](#) [CPDQC5V0USP-HF](#)  
[CPDQC5V0-HF](#) [D1213A-01LP4-7B](#) [ESD101-B1-02EL E6327](#) [824500181](#) [MMAD1108/TR13](#) [5KP100A](#)