

# SS1A - SS1M

**PRV : 50 - 1000 Volts**  
**Io : 1.0 Ampere**

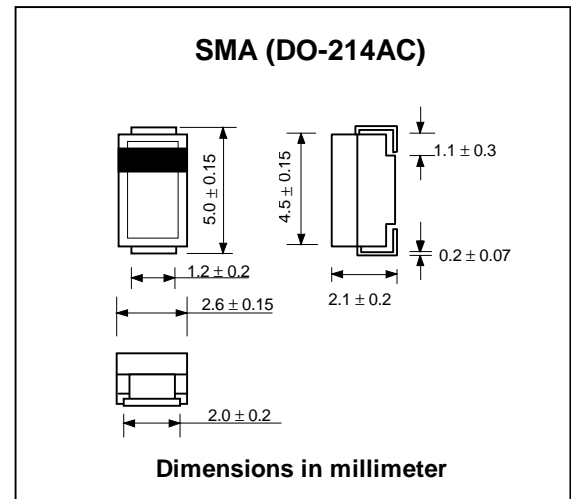
### FEATURES :

- \* High current capability
- \* High surge current capability
- \* High reliability
- \* Low reverse current
- \* Low forward voltage drop
- \* Super fast recovery time
- \* **Pb / RoHS Free**

### MECHANICAL DATA :

- \* Case : SMA Molded plastic
- \* Epoxy : UL94V-O rate flame retardant
- \* Lead : Lead Formed for Surface Mount
- \* Polarity : Color band denotes cathode end
- \* Mounting position : Any
- \* Weight : 0.067 gram

## SURFACE MOUNT SUPER FAST RECTIFIERS



## MAXIMUM RATINGS AND ELECTRICAL CHARACTERISTICS

Rating at 25 °C ambient temperature unless otherwise specified.  
Single phase, half wave, 60 Hz, resistive or inductive load.  
For capacitive load, derate current by 20%.

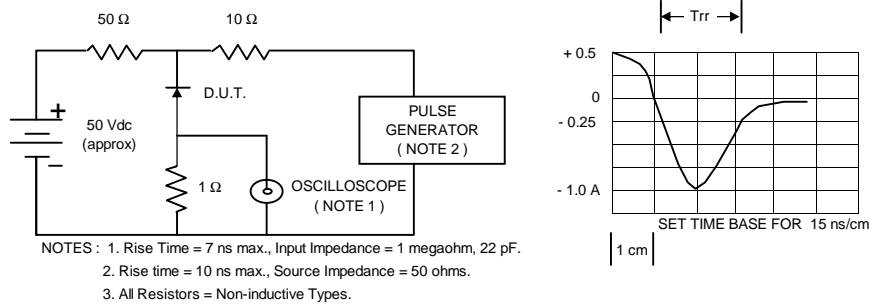
RATING	SYMBOL	SS1A	SS1B	SS1C	SS1D	SS1E	SS1G	SS1J	SS1K	SS1M	UNIT
Maximum Recurrent Peak Reverse Voltage	V <sub>RRM</sub>	50	100	150	200	300	400	600	800	1000	V
Maximum RMS Voltage	V <sub>RMS</sub>	35	70	105	140	210	280	420	560	700	V
Maximum DC Blocking Voltage	V <sub>DC</sub>	50	100	150	200	300	400	600	800	1000	V
Maximum Average Forward Current Ta = 55 °C	I <sub>F(AV)</sub>	1.0									A
Maximum Peak Forward Surge Current 8.3 ms. Single half sine wave Superimposed on rated load (JEDEC Method)	I <sub>FSM</sub>	30									A
Maximum Peak Forward Voltage at I <sub>F</sub> = 1.0 A	V <sub>F</sub>	0.95			1.7			4.0			V
Maximum DC Reverse Current at Rated DC Blocking Voltage	I <sub>R</sub>	5.0						10			μA
Maximum Reverse Recovery Time ( Note 1 )	T <sub>rr</sub>	35									ns
Typical Junction Capacitance ( Note 2 )	C <sub>J</sub>	50									pf
Junction Temperature Range	T <sub>J</sub>	- 65 to + 150									°C
Storage Temperature Range	T <sub>STG</sub>	- 65 to + 150									°C

### Notes :

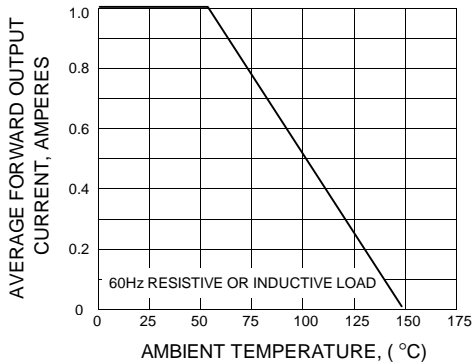
- ( 1 ) Reverse Recovery Test Conditions : I<sub>F</sub> = 0.5 A, I<sub>R</sub> = 1.0 A, I<sub>rr</sub> = 0.25 A.
- ( 2 ) Measured at 1.0 MHz and applied reverse voltage of 4.0 V<sub>dc</sub>

**RATING AND CHARACTERISTIC CURVES ( SS1A - SS1M )**

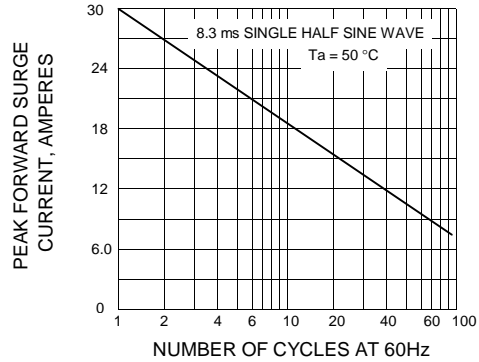
**FIG.1 - REVERSE RECOVERY TIME CHARACTERISTIC AND TEST CIRCUIT DIAGRAM**



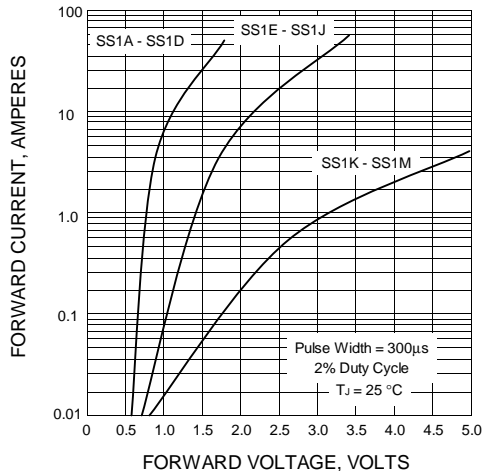
**FIG.2 - DERATING CURVE FOR OUTPUT RECTIFIED CURRENT**



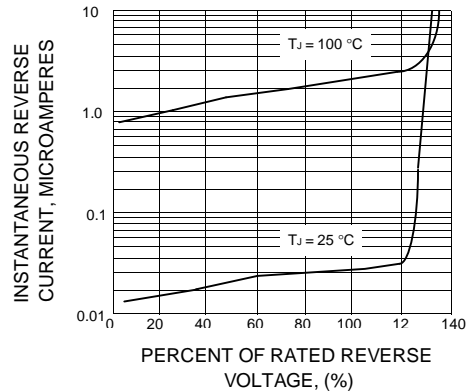
**FIG.3 - MAXIMUM NON-REPETITIVE PEAK FORWARD SURGE CURRENT**



**FIG.4 - TYPICAL FORWARD CHARACTERISTICS**



**FIG.5 - TYPICAL REVERSE CHARACTERISTICS**



## X-ON Electronics

Largest Supplier of Electrical and Electronic Components

*Click to view similar products for [Rectifiers](#) category:*

*Click to view products by [EIC Semiconductor](#) manufacturer:*

Other Similar products are found below :

[70HFR40](#) [FR105 R0](#) [RL252-TP](#) [1N5397](#) [JANTX1N5634A](#) [1N4002G](#) [1N4005-TR](#) [JANS1N6640US](#) [481235F](#) [RRE02VS6SGTR](#) [067907F](#)  
[MS306](#) [US2JFL-TP](#) [A1N5404G-G](#) [CRS12\(T5L,TEMQ\)](#) [ACGRB207-HF](#) [CLH07\(TE16L,Q\)](#) [CLH03\(TE16L,Q\)](#) [ACGRC307-HF](#)  
[ACEFC304-HF](#) [DZ-1380](#) [NTE6356](#) [NTE6359](#) [JAN1N5555](#) [85HFR60](#) [40HFR60](#) [70HF120](#) [85HFR80](#) [D126A45C](#) [SCF7500](#) [SCHJ22.5K](#)  
[SM100](#) [SCPA2](#) [SDHD5K](#) [ACGRA4001-HF](#) [D1821SH45T PR](#) [D1251S45T](#) [NTE6358](#) [NTE5850](#) [NTE5819](#) [NTE5837](#) [NTE5892](#) [NTE5900](#)  
[NTE5911](#) [NTE5915](#) [NTE5921](#) [NTE6104](#) [NTE6105](#) [NTE6154](#) [NTE6158](#)