

TWN4 FAMILY

PINOUT & CABLES

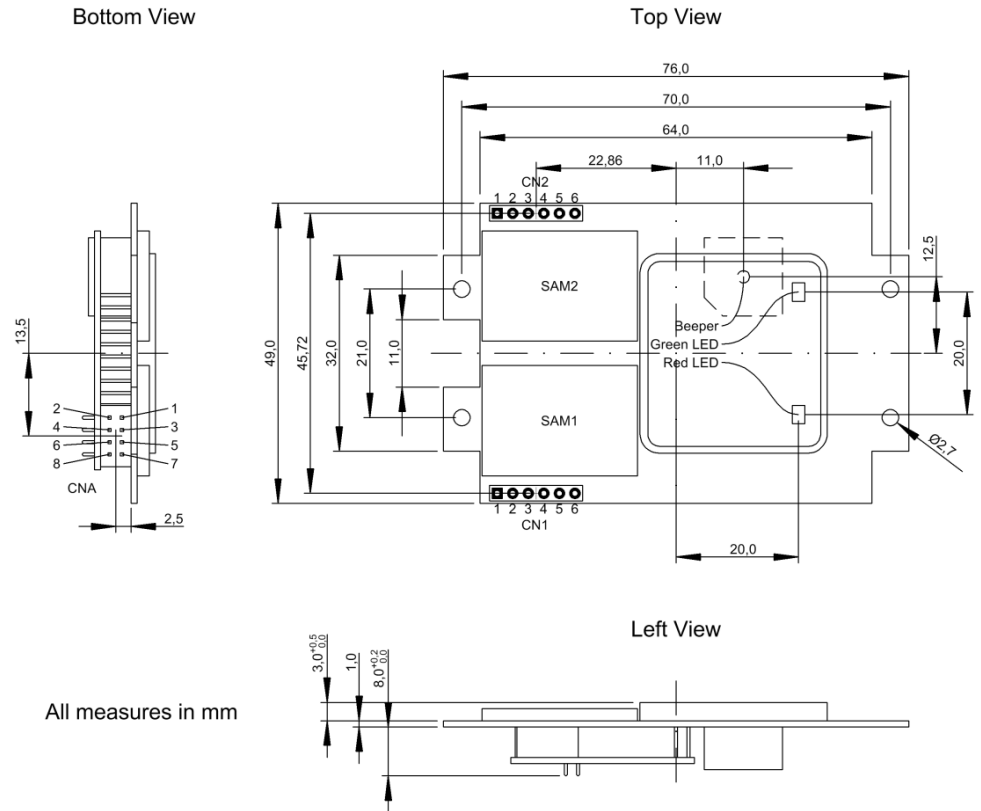
Connector CNA*	
Pin	Signal
1	USB/Supply Ground (black Wire)
2	USB Data+ (green Wire)
3	USB/Supply 5V (red Wire)
4	USB Data- (white Wire)
5	RX232 RxD (Input)
6	J2-1**
7	RX232 TxD (Output)
8	J2-2**

* Hirose DF11 series, 2mm pitch

** RS232 operation is achieved by either closing jumper J2 on the PCB or by connecting pin 6 and pin 8 of CNA.

Connector CN1	
Pin	Signal
1	Supply Ground
2	5V Supply
3	Logic Input RxD (active low)
4	Logic Output TxD (active low)
5	GPIO2
6	GPIO3

Connector CN2	
Pin	Signal
1	Supply Ground
2	3.3V Supply
3	SCL (I ² C)
4	SDA (I ² C)
5	RESET (active low)
6	POWERDOWN (active low)



CNA CONNECTOR

PART NAME	Conn Header 8 pos 2 mm
	Conn Socket 8 pos 2 mm
	Conn Socket 22 AWG Crimp
SUPPLIER PART NUMBER	Hirose DF11-8DP-2DS (24)
	Hirose DF11-8DS-2C
	Hirose DF11-22SC (22 AWG)

DIMENSIONS AND WEIGHTS

TWN4 MULTITECH PCB	76 x 49 x 14 mm / 3.0 x 1.9 x 0.6 inch	Approx. 20 g
TWN4 MULTITECH DESKTOP	88 x 56 x 19.3 mm / 3.5 x 2.2 x 0.76 inch	Approx. 123 g (incl. 2 m USB cable)
		Approx. 152 g (incl. 2 m RS232 cable)
		Approx. 257 g (incl. 2 m RS232 cable and power supply)



Elevator



EV Chargers



Access



Shop POS



Fitness Equipment



Ticket POS



PC Log-on



Document Management



Driver ID



Vending



Parking



Gaming



Locker Locks



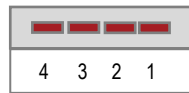
Time Attendance



Industrial PC

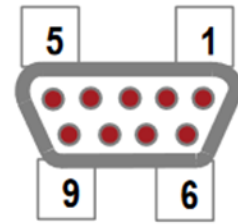
USB TYPE A CABLE

PIN	Signal
1	VCC +5V (red)
2	D- (white)
3	D+ (green)
4	Ground (black)

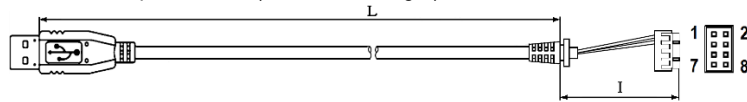


RS232 CABLE DSUB 9 DC FEMALE

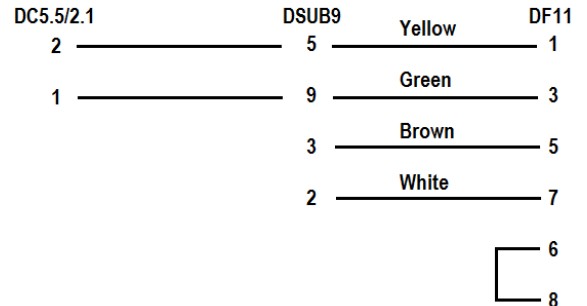
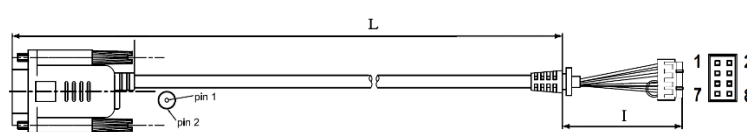
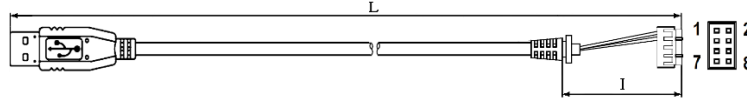
PIN	Signal
3	RxD from host (brown)
2	TxD to host (white)
5	Signal ground (yellow)
9	5V power supply from host (green)



* New cable specification (wall to wall length)



** Old cable specification (absolute length)



- + All drawing measures in mm and inch.
- + Applies for all cables: I = 20; tolerance: ±5 mm or ±0.4 inch.
- + Please refer to the corresponding asterisks (* or **) in the „Cables“ table and over the cable drawings for exact cable specifications.
- + RS232 device needs external 5V power supply. This can be achieved either with an external power supply or via pin 9 of DSUB9 connector. The USB device is powered via USB connector.

ELATEC 5 V POWER SUPPLY

ORDER CODE	Suitable for country	Image
PWA-US3	Power supply (US)	
PWA-EU3	Power supply (EU)	
PWA-UK3	Power supply (UK)	
PWA-AUS3	Power supply (AUS)	
PWA-JP3	Power supply (JP)	

CABLES

ORDER CODE	Type	(L)length mm (tolerance)	(L)length inch (tolerance)
CAB-B2*	Type A USB	2000 (+40/-0)	78.7 (+1.6/-0)
CAB-B3*	Type A USB	120 (+10/-5)	4.72 (+0.4/-0.2)
CAB-B4*	Type A USB	450 (+10/-0)	17.72 (+0.4/-0)
CAB-B7**	Type A USB	1200 (+70/-0)	47.2 (+2.8/-0)
CAB-M0*	Mini USB female	120 (+10/-10)	4.72 (+0.4/-0.4)
CAB-M1**	Mini USB	120 (+10/-10)	4.72 (+0.4/-0.4)
CAB-M2**	Mini USB	250 (+10/-10)	9.8 (+0.4/-0.4)
CAB-M4*	Mini USB	400 (+10/-0)	15.75 (+0.4/-0)
CAB-R2	RS-232	2000 (+70/-0)	78.74 (+2.76/-0)

ELATEC GmbH • Zeppelinstr. 1 • 82178 Puchheim • Germany
 P +49 89 552 9961 0 • F +49 89 552 9961 129 • E-Mail: info-rfid@elatec.com
 elatec.com



Elatec reserves the right to change any information or data in this document without prior notice. Elatec declines all responsibility for the use of this product with any other specification but the one mentioned above. Any additional requirement for a specific customer application has to be validated by the customer himself at his own responsibility. Where application information is given, it is only advisory and does not form part of the specification. Disclaimer: All names used in this document are registered trademarks of their respective owners.

X-ON Electronics

Largest Supplier of Electrical and Electronic Components

Click to view similar products for [Elatec manufacturer](#):

Other Similar products are found below :

[ART15498](#) [CAB-B2](#) [CAB-B3](#) [CAB-B4](#) [CAB-B7](#) [CAB-BS1 \(10CM FOR TWN4 SLIM\)](#) [CAB-BS3 \(12CM FOR TWN4 SLIM\)](#) [CAB-BS4 \(45CM FOR TWN4 SLIM\)](#) [CAB-BS5 \(120CM FOR TWN4 SLIM\)](#) [CAB-M1](#) [CAB-R2](#) [DEVKIT MULTITECH HF MINI READER](#) [DEVKIT TWN4 MULTITECH NANO LEGIC](#) [HOPK-B2AEL](#) [MIFARE 1K 13,56MHZ RFID TAG](#) [SNAP IN HOLDER, BLACK](#) [SNAP IN HOLDER, WHITE](#) [T43O-B6C0](#) [T43O-B6C0-P](#) [T43O-B7C0-P](#) [T43O-F4C0](#) [T43O-F6C0](#) [T43O-F6C0-P](#) [T4B0-B7-XB](#) [T4B0-B7-XBP](#) [T4B0-B7-XBPI](#) [T4BO-F7-XBP](#) [T4BO-F7-XBPI](#) [T4BT-BR2BEL6-P](#) [T4BT-BR2BEL6-PI](#) [T4BT-FB2BEL6-P](#) [T4BT-FB2BEL7-XB](#) [T4BT-FB2BEL7-XBP](#) [T4BT-FB2BEL7-XBPI](#) [T4DK-FB7BLZ-PI](#) [T4DO-F-PI](#) [T4DT-FB3WEL](#) [T4DT-FB3WEL-PI](#) [T4NM-FDA0](#) [T4NM-FDB0](#) [T4PK-B01TR7](#) [T4PK-B02TR6](#) [T4PK-B02TR6-P](#) [T4PK-B02TR7-P](#) [T4PK-F01TR7](#) [T4W2-B01C7](#) [T4W2-F01C7](#) [T4W2-F01C7-P](#) [T4W2-F02B6](#) [T4W2-F02B6-PI](#)