

## SuperESD - CDSOD323-TxxSC

### 1. Description

The CDSOD323-TxxSC is Transient Voltage Suppressor that designed to protect components which are connected to data and transmission lines against electrostatic discharge (ESD), electrical fast transient (EFT), and lightning. All pins are rated to withstand 30kV ESD pulses using the IEC61000-4-2 air discharge method.

### 2. Features

- IEC 61000-4-2 Level 4 ESD Protection
  - ±30kV Contact Discharge
  - ±30kV Air Discharge
- 550W Peak pulse Power (8/20us)
- Low clamping voltage
- Low leakage current
- RoHS compliant
- Protecting one bi-directional lines
- Working voltage:3.3/5/8/12/15/24/36V

### 3. Applications

- Portable electronic
- Control & monitoring systems
- Servers, notebooks, and desktop PCs
- Set-top box
- Communications systems
- Cellular handsets and accessories

### 4. Ordering Information

Part Number	Package	Material	Packing	Quantity per reel	Flammability Rating	Reel Size
CDSOD323-TxxSC	SOD-323	Halogen free	Tape & Reel	3,000 PCS	UL 94V-0	7 inches
Marking for the CDSOD323-TxxSC series						
$V_{RWM}$	5V	12V	15V	24V	36V	
Marking	H	K	L	M	2N	

Table-1 Ordering information

## 5. Pin Configuration and Functions


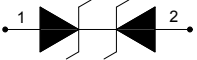
Pin	Name	Description	Outline	Circuit Diagram
1	IO1	Connect to IO		
2	IO2	Connect to IO		

Table-2 Pin configuration

## 6. Specification

### 6.1. Absolute Maximum rating

Over operating free-air temperature range (unless otherwise noted)

Parameters	Symbol	Min.	Max.	Unit
Peak pulse power (tp=8/20us)@25°C	P <sub>pk</sub>	-	550	W
Peak pulse current (tp=8/20us)@25°C	I <sub>PP</sub>		Refer to Table-5	A
ESD (IEC61000-4-2 air discharge) @25°C	V <sub>ESD</sub>	-	±30	kV
ESD (IEC61000-4-2 contact discharge) @25°C	V <sub>ESD</sub>	-	±30	kV
Junction temperature	T <sub>J</sub>	-	150	°C
Operating temperature	T <sub>OP</sub>	-40	125	°C
Storage temperature	T <sub>STG</sub>	-55	150	°C
Lead temperature	T <sub>L</sub>	-	260	°C

Table-3 Absolute Maximum rating

## 6.2. Electrical Characteristics

Symbol	Description
$V_{RWM}$	Rated reverse stand-off voltage
$V_{BR}$	Minimum breakdown voltage @ $I_T = 1\text{mA}$
$V_{CL}$	Typical Clamping voltage
$I_{PP}$	Maximum peak pulse current
$I_R$	Reverse leakage current @ $V_{RWM}$
$C_O$	Typical line capacitance ( $V_{IO}=0V$ , $V_{P-P} = 30\text{mV}$ , $f = 1\text{MHz}$ )

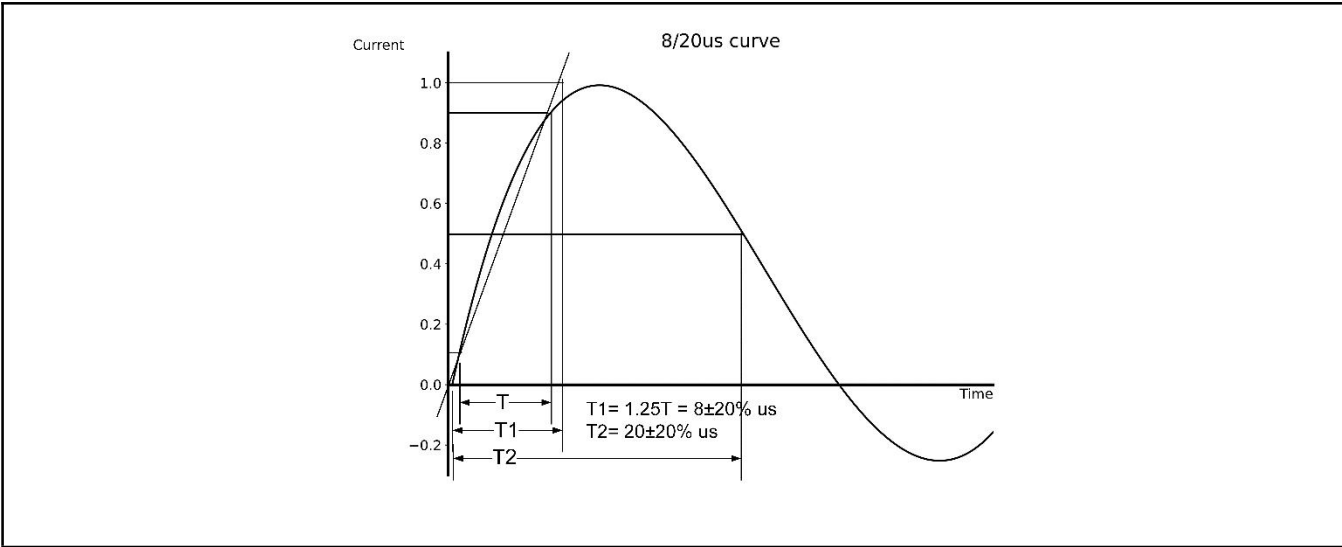
Table-4 Parameters Description

At  $T_A = 25^\circ\text{C}$  unless otherwise noted

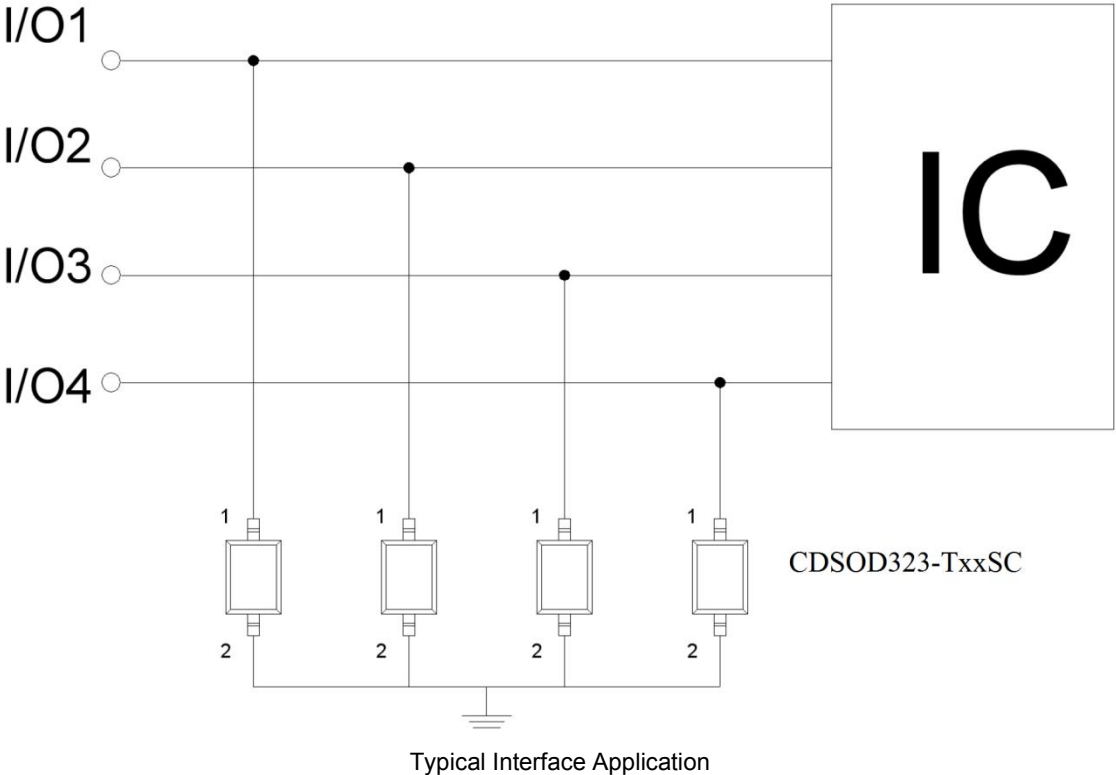
Part Number	$V_{RWM}$ (Max.)	$V_{BR}$ (Min.)	$V_{CL}@I=1A$ (Typ.)	$I_{PP}$ (Max.)	$V_{CL}@I=I_{PP}$ (Typ.)	$I_R$ (Max.)	$C_O$ (Typ.)
	(V)	(V)	(V)	(A)	(V)	( $\mu\text{A}$ )	(pF)
CDSOD323-T05SC	5	6.5	9.5	30	18	1.0	100
CDSOD323-T12SC	12	13.3	20.0	15	26	1.0	25
CDSOD323-T15SC	15	16.5	25.0	12	30	1.0	20
CDSOD323-T24SC	24	26.0	40.0	8	45	1.0	15
CDSOD323-T36SC	36	38.0	55.0	6	68	1.0	7

Table-5 Electrical Characteristics for All Series

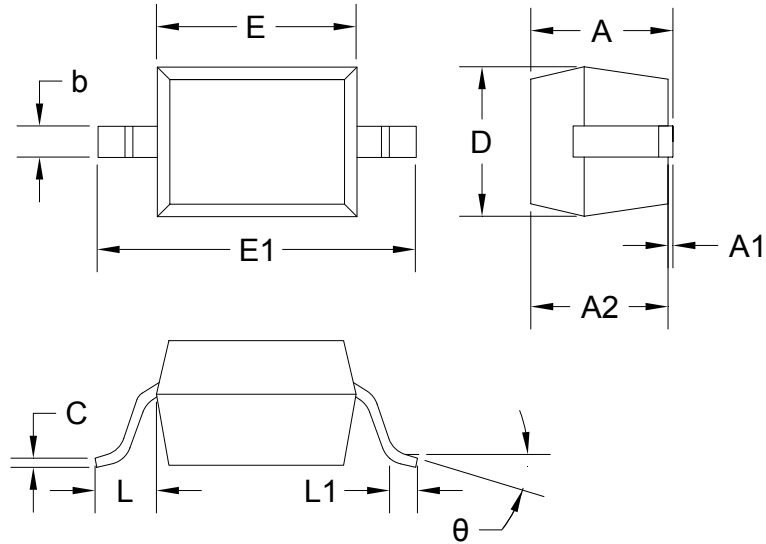
## 7. Typical Characteristic



8. Typical Application



9. Dimension (SOD-323)



Symbol	Dimensions in Millimeters		Dimensions in Inches	
	Min.	Max.	Min.	Max.
A		1.000		0.039
A1	0.000	0.100	0.000	0.004
A2	0.800	0.900	0.031	0.035
b	0.250	0.350	0.010	0.014
C	0.080	0.150	0.003	0.006
D	1.200	1.400	0.047	0.055
E	1.600	1.800	0.063	0.071
E1	2.550	2.750	0.100	0.108
L	0.475REF		0.019REF	
L1	0.250	0.400	0.010	0.016
θ	0°	8°	0°	8°

**DISCLAIMER**

ELECSUPER PROVIDES TECHNICAL AND RELIABILITY DATA (INCLUDING DATASHEETS), DESIGN RESOURCES (INCLUDING REFERENCE DESIGNS), APPLICATION OR OTHER DESIGN ADVICE, SAFETY INFORMATION, AND OTHER RESOURCES "AS IS" AND WITH ALL FAULTS, AND DISCLAIMS ALL WARRANTIES, EXPRESS AND IMPLIED, INCLUDING WITHOUT LIMITATION ANY IMPLIED WARRANTIES OF MERCHANTABILITY, FITNESS FOR A PARTICULAR PURPOSE OR NON-INFRINGEMENT OF THIRD PARTY INTELLECTUAL PROPERTY RIGHTS.

These resources are intended for skilled developers designing with ElecSuper products. You are solely responsible for

- (1) selecting the appropriate ElecSuper products for your application;
- (2) designing, validating and testing your application;
- (3) ensuring your application meets applicable standards, and any other safety, security, or other requirements.

These resources are subject to change without notice. ElecSuper grants you permission to use these resources only for development of an application that uses the ElecSuper products described in the resource. Other reproduction and display of these resources are prohibited. No license is granted to any other ElecSuper intellectual property right or to any third party intellectual property right. ElecSuper disclaims responsibility for, and you will fully indemnify ElecSuper and its representatives against, any claims, damages, costs, losses, and liabilities arising out of your use of these resources. ElecSuper's products are provided subject to ElecSuper's Terms of Sale or other applicable terms available either on [www.elecsuper.com](http://www.elecsuper.com) or provided in conjunction with such ElecSuper products. ElecSuper's provision of these resources does not expand or otherwise alter ElecSuper's applicable warranties or warranty disclaimers for ElecSuper products.

## X-ON Electronics

Largest Supplier of Electrical and Electronic Components

*Click to view similar products for [ESD Suppressors / TVS Diodes](#) category:*

*Click to view products by [ElecSuper](#) manufacturer:*

Other Similar products are found below :

[60KS200C](#) [D18V0L1B2LP-7B](#) [D5V0F4U5P5-7](#) [NTE4902](#) [P4KE27CA](#) [P6KE11CA](#) [P6KE8.2A](#) [SA60CA](#) [SA64CA](#) [SMBJ12CATR](#)  
[SMBJ33CATR](#) [SMBJ6.5A](#) [SMBJ8.0A](#) [ESD101-B1-02ELS E6327](#) [ESD112-B1-02EL E6327](#) [ESD7451N2T5G](#) [19180-510](#) [CPDT-5V0USP-](#)  
[HF](#) [3.0SMCJ33CA-F](#) [3.0SMCJ36A-F](#) [HSPC16701B02TP](#) [JANTX1N6126A](#) [D3V3Q1B2DLP3-7](#) [D55V0M1B2WS-7](#) [SCM1293A-04SO](#)  
[ESD200-B1-CSP0201 E6327](#) [SM12-7](#) [CEN955 W/DATA](#) [VESD12A1A-HD1-GS08](#) [CPDQC5V0-HF](#) [D1213A-01LP4-7B](#) [ESD101-B1-02EL](#)  
[E6327](#) [AOZ8808DI-03](#) [5KP15A](#) [5KP48A](#) [5KP90A](#) [ESD3V3D7-TP](#) [15KPA36A-LF](#) [P4KE56CA](#) [P4KE68A](#) [P4KE91CATR](#) [P6KE120A](#)  
[P6KE13CA](#) [P6KE43CA](#) [P6KE6.8CA](#) [P6KE8.2](#) [P6SMBJ20CA](#) [JANTX1N6072A](#) [SR2835ESKG](#) [SA90CA](#)