

## SuperESD – D5V0L1B2LPSQ

### 1. Description

The D5V0L1B2LPSQ is designed to protect voltage sensitive components form damage or latch-up due to ESD. Excellent clamping capability, low leakage, and fast response time provide best in class protection on designs that are exposed to ESD for board level. Because of its small size and bi-directional design, it is ideal for use in cellular phones, MP3 players, and portable applications that require audio line protection.

### 2. Features

- IEC 61000-4-2 Level 4 ESD Protection
  - ±30kV Contact Discharge
  - ±30kV Air Discharge
- 72W Peak pulse Power (8/20us)
- Low clamping voltage
- Working voltage: 5.0V
- Low leakage current
- RoHS compliant
- Protecting one bi-directional lines
- Junction capacitance: 10pF Typ.

### 3. Applications

- Cellular handsets and accessories
- Portable Digital Assistants
- Notebooks & Handhelds
- Digital Cameras
- MP3 Players
- Peripherals

### 4. Ordering Information

| Part Number          | Package        | Marking | Material        | Packing        | Quantity per reel | Flammability Rating | Reel Size |
|----------------------|----------------|---------|-----------------|----------------|-------------------|---------------------|-----------|
| D5V0L1B2LPS<br><br>Q | DFN1006<br>-2L | C/.S    | Halogen<br>free | Tape &<br>Reel | 10,000<br>PCS     | UL 94V-0            | 7 inches  |

Table-1 Ordering information

## 5. Pin Configuration and Functions


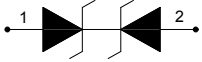
| Pin | Name | Description   | Outline   | Circuit Diagram   |
|-----|------|---------------|---|---|
| 1   | IO1  | Connect to IO |  |  |
| 2   | IO2  | Connect to IO |   |   |

Table-2 Pin configuration

## 6. Specification

### 6.1. Absolute Maximum rating

Over operating free-air temperature range (unless otherwise noted)

| Parameters                                 | Symbol           | Min. | Max. | Unit |
|--|------------------|------|------|------|
| Peak pulse power (tp=8/20us)@25°C          | P <sub>pk</sub>  | -    | 72   | W    |
| Peak pulse current (tp=8/20us)@25°C        | I <sub>PP</sub>  |      | 6    | A    |
| ESD (IEC61000-4-2 air discharge) @25°C     | V <sub>ESD</sub> | -    | ±30  | kV   |
| ESD (IEC61000-4-2 contact discharge) @25°C | V <sub>ESD</sub> | -    | ±30  | kV   |
| Junction temperature                       | T <sub>J</sub>   | -    | 150  | °C   |
| Operating temperature                      | T <sub>OP</sub>  | -40  | 125  | °C   |
| Storage temperature                        | T <sub>STG</sub> | -55  | 150  | °C   |
| Lead temperature                           | T <sub>L</sub>   | -    | 260  | °C   |

Table-3 Absolute Maximum rating

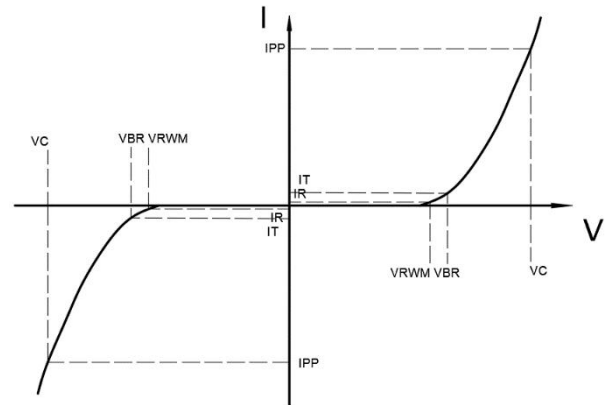
**6.2. Electrical Characteristics**

At TA = 25°C unless otherwise noted

| Parameter                 | Symbol    | Conditions                      | Min. | Typ. | Max. | Units   |
|---------------------------|-----------|---------------------------------|------|------|------|---------|
| Reverse Stand-off Voltage | $V_{RWM}$ |                                 |      |      | 5.0  | V       |
| Reverse Breakdown Voltage | $V_{BR}$  | $I_T=1mA$                       | 6.0  |      |      | V       |
| Reverse Leakage Current   | $I_R$     | $V_{RWM}=5V$                    |      |      | 1.0  | $\mu A$ |
| Clamping Voltage          | $V_C$     | $I_{PP}=1A$ ; $t_p=8/20\mu s$   |      | 8.0  | 10.0 | V       |
| Clamping Voltage          | $V_C$     | $I_{PP}=6A$ ; $t_p=8/20\mu s$   |      | 10.0 | 12.0 | V       |
| Junction Capacitance      | $C_J$     | I/O to GND; $V_R=0V$ ; $f=1MHz$ |      | 10   | 15   | pF      |

Table-4 Electrical Characteristics

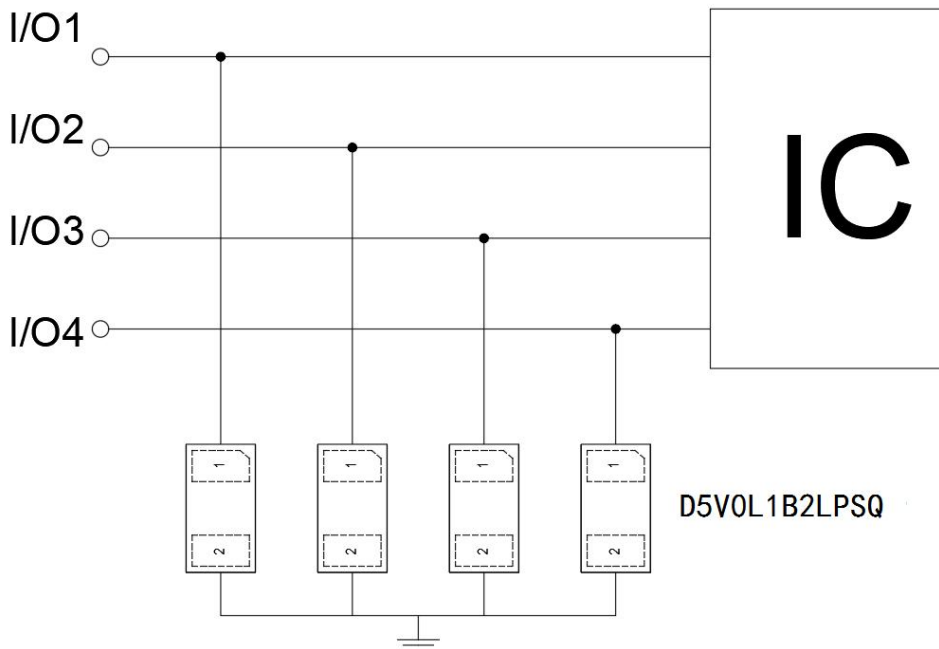
| Symbol    | Parameters                          |
|-----------|-------------------------------------|
| $V_{RWM}$ | Peak Reverse Working Voltage        |
| $I_R$     | Reverse Leakage Current @ $V_{RWM}$ |
| $V_{BR}$  | Breakdown Voltage @ $I_T$           |
| $I_T$     | Test Current                        |
| $I_{PP}$  | Maximum Reverse Peak Pulse Current  |
| $V_C$     | Clamping Voltage @ $I_{PP}$         |



### 7. Typical Characteristic

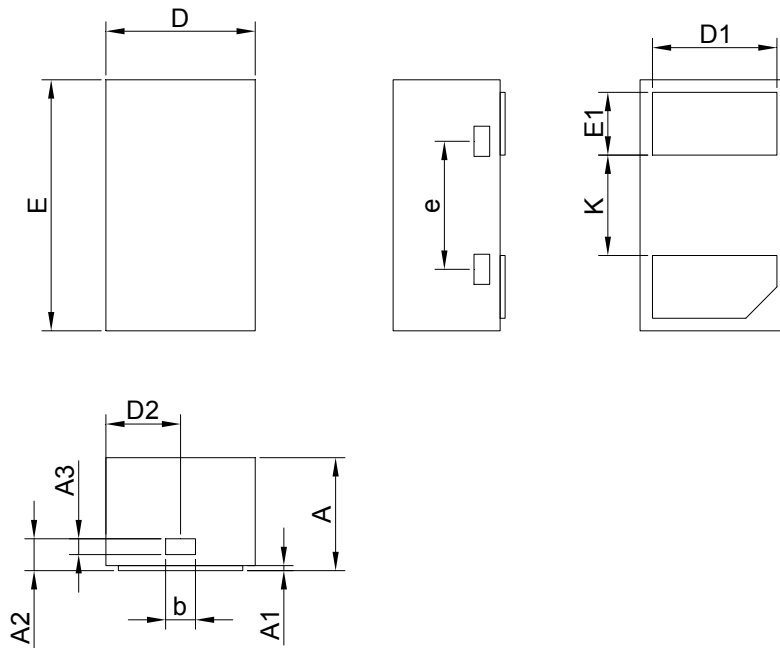


### 8. Typical Application



Typical Interface Application

9. Dimension (DFN1006-2L)



Units in millimeters

| Symbol | Min.  | Nom.  | Max.  | Symbol | Min.  | Nom.  | Max.  |
|--------|-------|-------|-------|--------|-------|-------|-------|
| A      | 0.350 | 0.450 | 0.550 | D1     | 0.400 | 0.500 | 0.600 |
| A1     | 0.000 | 0.020 | 0.050 | D2     | 0.200 | 0.300 | 0.400 |
| A2     | 0.077 | 0.127 | 0.207 | E      | 0.900 | 1.000 | 1.100 |
| A3     | 0.013 | 0.063 | 0.113 | E1     | 0.150 | 0.250 | 0.350 |
| b      | 0.070 | 0.120 | 0.200 | e      | 0.360 | 0.410 | 0.460 |
| D      | 0.500 | 0.600 | 0.700 | k      | 0.300 | 0.400 | 0.500 |

**DISCLAIMER**

ELECSUPER PROVIDES TECHNICAL AND RELIABILITY DATA (INCLUDING DATASHEETS), DESIGN RESOURCES (INCLUDING REFERENCE DESIGNS), APPLICATION OR OTHER DESIGN ADVICE, SAFETY INFORMATION, AND OTHER RESOURCES “AS IS” AND WITH ALL FAULTS, AND DISCLAIMS ALL WARRANTIES, EXPRESS AND IMPLIED, INCLUDING WITHOUT LIMITATION ANY IMPLIED WARRANTIES OF MERCHANTABILITY, FITNESS FOR A PARTICULAR PURPOSE OR NON-INFRINGEMENT OF THIRD PARTY INTELLECTUAL PROPERTY RIGHTS.

These resources are intended for skilled developers designing with ElecSuper products. You are solely responsible for

- (1) selecting the appropriate ElecSuper products for your application;
- (2) designing, validating and testing your application;
- (3) ensuring your application meets applicable standards, and any other safety, security, or other requirements.

These resources are subject to change without notice. ElecSuper grants you permission to use these resources only for development of an application that uses the ElecSuper products described in the resource. Other reproduction and display of these resources are prohibited. No license is granted to any other ElecSuper intellectual property right or to any third party intellectual property right. ElecSuper disclaims responsibility for, and you will fully indemnify ElecSuper and its representatives against, any claims, damages, costs, losses, and liabilities arising out of your use of these resources. ElecSuper’s products are provided subject to ElecSuper’s Terms of Sale or other applicable terms available either on [www.elecsuper.com](http://www.elecsuper.com) or provided in conjunction with such ElecSuper products. ElecSuper’s provision of these resources does not expand or otherwise alter ElecSuper’s applicable warranties or warranty disclaimers for ElecSuper products.

## X-ON Electronics

Largest Supplier of Electrical and Electronic Components

*Click to view similar products for [ESD Suppressors / TVS Diodes](#) category:*

*Click to view products by [ElecSuper](#) manufacturer:*

Other Similar products are found below :

[60KS200C](#) [D18V0L1B2LP-7B](#) [D5V0F4U5P5-7](#) [NTE4902](#) [P4KE27CA](#) [P6KE11CA](#) [P6KE8.2A](#) [SA60CA](#) [SA64CA](#) [SMBJ12CATR](#)  
[SMBJ33CATR](#) [SMBJ6.5A](#) [SMBJ8.0A](#) [ESD101-B1-02ELS E6327](#) [ESD112-B1-02EL E6327](#) [ESD7451N2T5G](#) [19180-510](#) [CPDT-5V0USP-](#)  
[HF](#) [3.0SMCJ33CA-F](#) [3.0SMCJ36A-F](#) [HSPC16701B02TP](#) [JANTX1N6126A](#) [D3V3Q1B2DLP3-7](#) [D55V0M1B2WS-7](#) [SCM1293A-04SO](#)  
[ESD200-B1-CSP0201 E6327](#) [SM12-7](#) [CEN955 W/DATA](#) [VESD12A1A-HD1-GS08](#) [CPDQC5V0-HF](#) [D1213A-01LP4-7B](#) [ESD101-B1-02EL](#)  
[E6327](#) [AOZ8808DI-03](#) [5KP15A](#) [5KP48A](#) [5KP90A](#) [ESD3V3D7-TP](#) [15KPA36A-LF](#) [P4KE56CA](#) [P4KE68A](#) [P4KE91CATR](#) [P6KE120A](#)  
[P6KE13CA](#) [P6KE43CA](#) [P6KE6.8CA](#) [P6KE8.2](#) [P6SMBJ20CA](#) [JANTX1N6072A](#) [SR2835ESKG](#) [SA90CA](#)