

SuperDiode – SOD-123 Plastic-Encapsulate Zener Diode


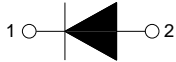
1. Features

- Low zener impedance
- Power dissipation of 500mW
- High stability and high reliability

2. Mechanical Data

- SOD-123 Small Outline Plastic Package
- Polarity: Color band denotes cathode end
- Mounting Position: Any

3. Marking and Circuit

Marking	Circuit
	

4. Specification

Absolute Maximum Rating & Thermal Characteristics

Ratings at 25 °C ambient temperature unless otherwise specified.

Parameters	Symbol	Value	Unit
Forward voltage @ $I_F=10mA$	$V_F$	0.9 <sup>2)</sup>	V
Power dissipation	$P_D$	500 <sup>1)</sup>	mW
Thermal Resistance, Junction-to-Ambient	$R_{\theta JA}$	340 <sup>3)</sup>	°C/W
Thermal Resistance, Junction-to-Lead	$R_{\theta JL}$	150 <sup>3)</sup>	°C/W
Storage temperature range	$T_S$	-65~150	°C

1) Device mounted on ceramic PCB: 7.6mm x 9.4mm x 0.87mm with pad areas 25mm<sup>2</sup>

2) Short duration test pulse used to minimize self-heating effect

3) Thermal Resistance measurement obtained via infrared Scan Method.

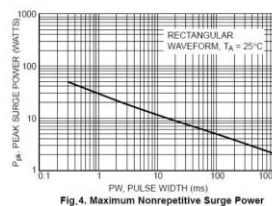
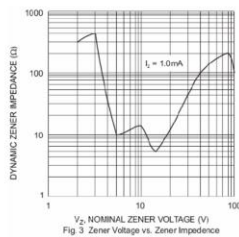
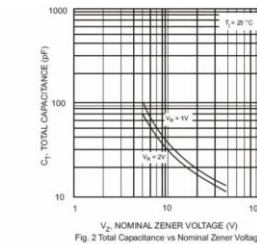
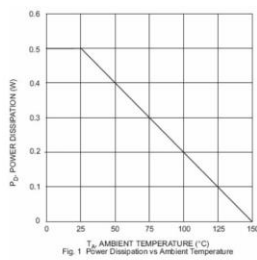
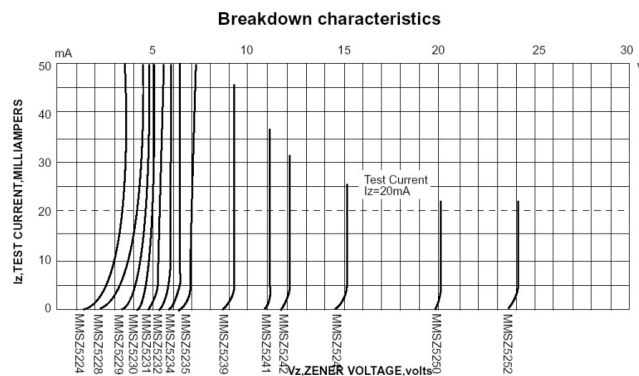
4) f=1KHz

**Electrical Characteristics (At TA = 25°C unless otherwise specified)**


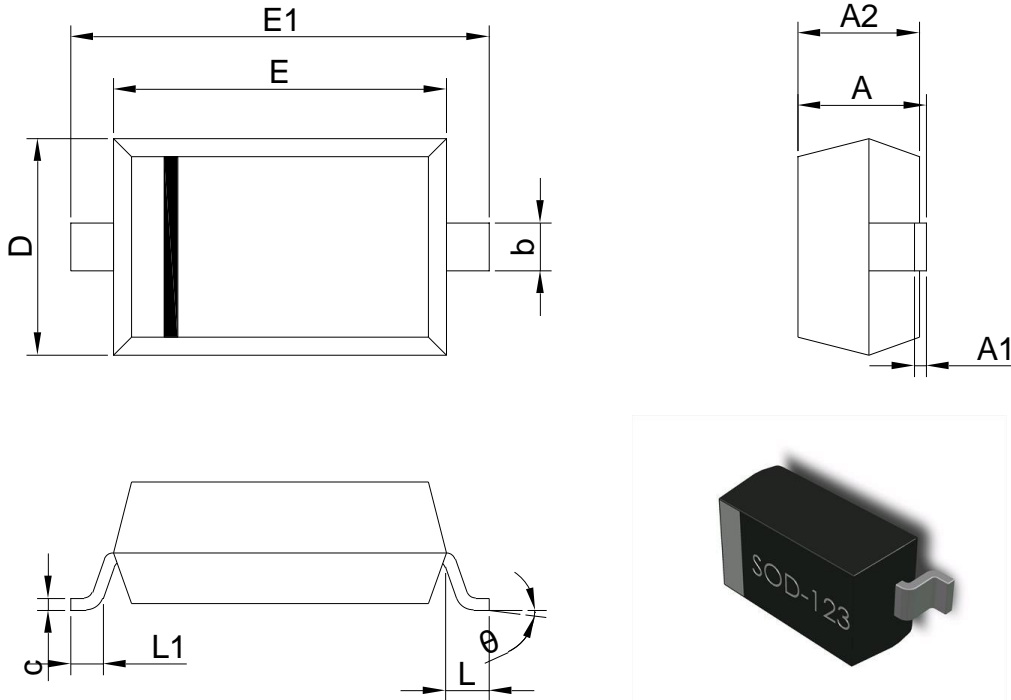
Part Number	Marking	Vz1(@Izt)			Zzt@Izt	Zzk		IR	
		Min	Max	Izt	Max	Max	Izk	Max	VR
		(V)	(V)	mA	Ω	Ω	mA	uA	V
MMSZ5221B	C1	2.28	2.52	20	30	1200	0.25	100	1
MMSZ5222B	C2	2.38	2.63	20	30	1250	0.25	100	1
MMSZ5223B	C3	2.57	2.84	20	30	1300	0.25	75	1
MMSZ5224B	C4	2.66	2.94	20	30	1400	0.25	75	1
MMSZ5225B	C5	2.85	3.15	20	30	1600	0.25	50	1
MMSZ5226B	G1	3.14	3.47	20	28	1600	0.25	25	1
MMSZ5227B	G2	3.42	3.78	20	24	1700	0.25	15	1
MMSZ5228B	G3	3.71	4.1	20	23	1900	0.25	10	1
MMSZ5229B	G4	4.09	4.52	20	22	2000	0.25	5	1
MMSZ5230B	G5	4.47	4.94	20	19	1900	0.25	5	2
MMSZ5231B	E1	4.85	5.36	20	17	1600	0.25	5	2
MMSZ5232B	E2	5.32	5.88	20	11	1600	0.25	5	3
MMSZ5233B	E3	5.7	6.3	20	7	1600	0.25	5	3.5
MMSZ5234B	E4	5.89	6.51	20	7	1000	0.25	5	4
MMSZ5235B	E5	6.46	7.14	20	5	750	0.25	3	5
MMSZ5236B	F1	7.13	7.88	20	6	500	0.25	3	6
MMSZ5237B	F2	7.79	8.61	20	8	500	0.25	3	6.5
MMSZ5238B	F3	8.27	9.14	20	8	600	0.25	3	6.5
MMSZ5239B	F4	8.65	9.56	20	10	600	0.25	3	7
MMSZ5240B	F5	9.5	10.5	20	17	600	0.25	3	8
MMSZ5241B	H1	10.45	11.55	20	22	600	0.25	2	8.4
MMSZ5242B	H2	11.4	12.6	20	30	600	0.25	1	9.1
MMSZ5243B	H3	12.35	13.65	9.5	13	600	0.25	0.5	9.9
MMSZ5244B	H4	13.3	14.7	9	15	600	0.25	0.1	10
MMSZ5245B	H5	14.25	15.75	8.5	16	600	0.25	0.1	11
MMSZ5246B	J1	15.2	16.8	7.8	17	600	0.25	0.1	12
MMSZ5247B	J2	16.15	17.85	7.5	19	600	0.25	0.1	13
MMSZ5248B	J3	17.1	18.9	7	21	600	0.25	0.1	14
MMSZ5249B	J4	18.05	19.95	6.6	23	600	0.25	0.1	14
MMSZ5250B	J5	19	21	6.2	25	600	0.25	0.1	15
MMSZ5251B	K1	20.9	23.1	5.6	29	600	0.25	0.1	17
MMSZ5252B	K2	22.8	25.2	5.2	33	600	0.25	0.1	18
MMSZ5253B	K3	23.75	26.25	5	35	600	0.25	0.1	19
MMSZ5254B	K4	25.65	28.35	5	41	600	0.25	0.1	21
MMSZ5255B	K5	26.6	29.4	4.5	44	600	0.25	0.1	21
MMSZ5256B	M1	28.5	31.5	4.2	49	600	0.25	0.1	23

Part Number	Marking	Vz1(@Izt)			Zzt@Izt	Zzk		IR	
		Min	Max	Izt	Max	Max	Izk	Max	VR
		(V)	(V)	mA	$\Omega$	$\Omega$	mA	$\mu$ A	V
MMSZ5257B	M2	31.35	34.65	3.8	58	700	0.25	0.1	25
MMSZ5258B	M3	34.2	37.8	3.4	70	700	0.25	0.1	27
MMSZ5259B	M4	37.05	40.95	3.2	80	800	0.25	0.1	30
MMSZ5260B	M5	40.85	45.15	3	93	900	0.25	0.1	33
MMSZ5261B	N1	44.65	49.35	2.7	105	1000	0.25	0.1	36
MMSZ5262B	N2	48.45	53.55	2.5	125	1100	0.25	0.1	39
MMSZ5263B	N3	53.2	58.8	2.2	150	1300	0.25	0.1	43
MMSZ5264B	N4	57	63	2.1	170	1400	0.25	0.1	46
MMSZ5265B	N5	58.9	65.1	2	185	1400	0.25	0.1	47
MMSZ5266B	P1	64.6	71.4	1.8	230	1600	0.25	0.1	52
MMSZ5267B	P2	71.25	78.75	1.7	270	1700	0.25	0.1	56

## 5. Typical Characteristic

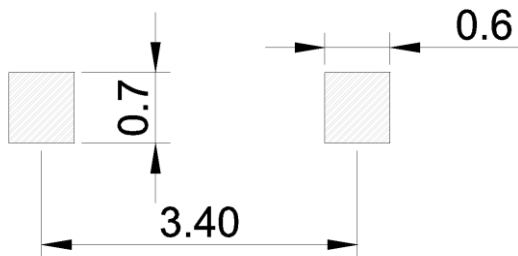


6. Dimension and Patterns (SOD-123)



Units: mm

Symbol	Min.	Max.	Symbol	Min.	Max.
A	1.05	1.25	E	2.60	2.80
A1	0.00	0.10	E1	3.55	3.85
A2	1.05	1.15	L	0.50REF	
b	0.45	0.65	L1	0.25	0.45
c	0.08	0.15	θ	0°	8°
D	1.50	1.70			



Note:

1. Controlling dimension: in millimeters
2. General tolerance: ±0.05mm
3. The pad layout is for reference only
4. Unit: mm

**DISCLAIMER**

ELECSUPER PROVIDES TECHNICAL AND RELIABILITY DATA (INCLUDING DATASHEETS), DESIGN RESOURCES (INCLUDING REFERENCE DESIGNS), APPLICATION OR OTHER DESIGN ADVICE, SAFETY INFORMATION, AND OTHER RESOURCES "AS IS" AND WITH ALL FAULTS, AND DISCLAIMS ALL WARRANTIES, EXPRESS AND IMPLIED, INCLUDING WITHOUT LIMITATION ANY IMPLIED WARRANTIES OF MERCHANTABILITY, FITNESS FOR A PARTICULAR PURPOSE OR NON-INFRINGEMENT OF THIRD PARTY INTELLECTUAL PROPERTY RIGHTS.

These resources are intended for skilled developers designing with ElecSuper products. You are solely responsible for

- (1) selecting the appropriate ElecSuper products for your application;
- (2) designing, validating and testing your application;
- (3) ensuring your application meets applicable standards, and any other safety, security, or other requirements.

These resources are subject to change without notice. ElecSuper grants you permission to use these resources only for development of an application that uses the ElecSuper products described in the resource. Other reproduction and display of these resources are prohibited. No license is granted to any other ElecSuper intellectual property right or to any third party intellectual property right. ElecSuper disclaims responsibility for, and you will fully indemnify ElecSuper and its representatives against, any claims, damages, costs, losses, and liabilities arising out of your use of these resources. ElecSuper's products are provided subject to ElecSuper's Terms of Sale or other applicable terms available either on [www.elecsuper.com](http://www.elecsuper.com) or provided in conjunction with such ElecSuper products. ElecSuper's provision of these resources does not expand or otherwise alter ElecSuper's applicable warranties or warranty disclaimers for ElecSuper products.

## X-ON Electronics

Largest Supplier of Electrical and Electronic Components

*Click to view similar products for [Zener Diodes](#) category:*

*Click to view products by [ElecSuper](#) manufacturer:*

Other Similar products are found below :

[RKZ13B2KG#P1](#) [DL5234B](#) [1N4682](#) [1N4693](#) [1N4732A](#) [1N4736A](#) [1N4750A](#) [1N4759ARL](#) [1N5241B](#) [1N5365B](#) [1N5369B](#) [1N747A](#)  
[1N964B](#) [1N966B](#) [1N968B](#) [1N972B](#) [JANS1N4974US](#) [1N4692](#) [1N4702](#) [1N4704](#) [1N4711](#) [1N4714](#) [1N4745ARL](#) [1N4752ARL](#) [1N4760ARL](#)  
[1N5221B](#) [1N5242BTR](#) [1N5350B](#) [1N5352B](#) [1N961BRR1](#) [1N964BRL](#) [RKZ5.1BKU#P6](#) [3SMAJ5946B-TP](#) [3SMAJ5950B-TP](#)  
[MMSZ5230BQ-13-F](#) [MMSZ5232BQ-13-F](#) [BZX84C7V5](#) [3SMAJ5945B-TP](#) [3SMAJ5947B-TP](#) [3SMBJ5941B-TP](#) [DZ2S240M0L](#) [SMAZ27-](#)  
[TP](#) [ZMM5224B-7](#) [RD16UM-T1-A](#) [RD39S-T1-A](#) [RD10S-T1-A](#) [CDZT2R5.6B](#) [1N4762A G](#) [Z1SMA18](#) [JANTX1N4553B](#)