

**SuperTVS –200W Transient Voltage Suppressor**





**1. Features**

- IEC61000-4-2 ESD 30KV Air,30KV contact compliance
- SOD-123F surface mount package
- Protects one I/O line
- Peak power dissipation of 1000W under 8/20 waveform
- Low leakage current
- Working voltage: 5V~220V
- Solid-state silicon avalanche technology
- Lead Free/RoHS compliant.
- Solder reflow temperature: Pure Tin-Sn,260-270°C

**2. Application**

- Personal digital assistants (PDA)
- Cellular handsets & Accessories
- Portable devices
- Portable instrumentation
- Handhelds and notebooks
- Digital cameras

**3. Marking Information**

BI- directional	UNI-directional
	
	

**4. Maximum Ratings**

Ratings at 25° ambient temperature unless otherwise specified

Rating	Symbol	Value	Units
Peak pulse power dissipation at 10/1000us waveform	P <sub>PP</sub>	200	W
Peak pulse current of at 10/1000us waveform	I <sub>PPM</sub>	See Table	A
Steady state power dissipation at TA=50°C	P <sub>M(AV)</sub>	1.0	W
Peak pulse power at 8/20us waveform	P <sub>PP</sub>	1000	W
ESD voltage (Contact discharge)	V <sub>ESD</sub>	± 30	kV
ESD voltage (Air discharge)		± 30	
Storage & operating temperature range	T <sub>STG</sub> , T <sub>J</sub>	-65 to 150	°C

# SJD12 SERIES

Rev-1.1

## 5. Electrical Characteristics (TA=25°C)

Part Number	Part Number	Marking		Reverse Stand off Voltage V <sub>R</sub> (Volts)	Breakdown Voltage V <sub>BR</sub> (Volts) @ I <sub>T</sub>		Test Current I <sub>T</sub> (mA)	Maximum Clamping Voltage V <sub>C</sub> @ I <sub>PP</sub> (V)	Maximum Peak Pulse Current I <sub>PP</sub> (A)	Maximum Reverse Leakage I <sub>R</sub> @ V <sub>R</sub> (μA)	ROHS2.0
					MIN	MAX					
Uni	Bi	Uni	Bi								
SJD12A05L01	SJD12C05L01	AE	WE	5	6.4	7	10	9.2	21.7	200	y
SJD12A06L01	SJD12C06L01	AG	WG	6	6.67	7.37	10	10.3	19.4	200	y
SJD12A6.5L01	SJD12C6.5L01	AK	WK	6.5	7.22	7.98	10	11.2	17.9	150	y
SJD12A07L01	SJD12C07L01	AM	WM	7	7.78	8.6	10	12	16.7	75	y
SJD12A7.5L01	SJD12C7.5L01	AP	WP	7.5	8.33	9.21	1	12.9	15.5	50	y
SJD12A08L01	SJD12C08L01	AR	WR	8	8.89	9.83	1	13.6	14.7	25	y
SJD12A8.5L01	SJD12C8.5L01	AT	WT	8.5	9.44	10.4	1	14.4	13.9	20	y
SJD12A09L01	SJD12C09L01	AV	WV	9	10	11.1	1	15.4	13	10	y
SJD12A10L01	SJD12C10L01	AX	WX	10	11.1	12.3	1	17	11.8	5	y
SJD12A11L01	SJD12C11L01	AZ	WZ	11	12.2	13.5	1	18.2	11	1	y
SJD12A12L01	SJD12C12L01	BE	XE	12	13.3	14.7	1	19.9	10.1	1	y
SJD12A13L01	SJD12C13L01	BG	XG	13	14.4	15.9	1	21.5	9.3	1	y
SJD12A14L01	SJD12C14L01	BK	XK	14	15.6	17.2	1	23.2	8.62	1	y
SJD12A15L01	SJD12C15L01	BM	XM	15	16.7	18.5	1	24.4	8.2	1	y
SJD12A16L01	SJD12C16L01	BP	XP	16	17.8	19.7	1	26	7.69	1	y
SJD12A17L01	SJD12C17L01	BR	XR	17	18.9	20.9	1	27.6	7.25	1	y
SJD12A18L01	SJD12C18L01	BT	XT	18	20	22.1	1	29.2	6.85	1	y
SJD12A20L01	SJD12C20L01	BV	XV	20	22.2	24.5	1	32.4	6.17	1	y
SJD12A22L01	SJD12C22L01	BX	XX	22	24.4	26.9	1	35.5	5.63	1	y
SJD12A24L01	SJD12C24L01	BZ	XZ	24	26.7	29.5	1	38.9	5.14	1	y
SJD12A26L01	SJD12C26L01	CE	YE	26	28.9	31.9	1	42.1	4.75	1	y
SJD12A28L01	SJD12C28L01	CG	YG	28	31.1	34.4	1	45.4	4.41	1	y
SJD12A30L01	SJD12C30L01	CK	YK	30	33.3	36.8	1	48.4	4.13	1	y
SJD12A33L01	SJD12C33L01	CM	YM	33	36.7	40.6	1	53.3	3.75	1	y
SJD12A36L01	SJD12C36L01	CP	YP	36	40	44.2	1	58.1	3.44	1	y
SJD12A40L01	SJD12C40L01	CR	YR	40	44.4	49.1	1	64.5	3.1	1	y
SJD12A43L01	SJD12C43L01	CT	YT	43	47.8	52.8	1	69.4	2.88	1	y
SJD12A45L01	SJD12C45L01	CV	YV	45	50	55.3	1	72.7	2.75	1	y
SJD12A48L01	SJD12C48L01	CX	YX	48	53.3	58.9	1	77.4	2.58	1	y
SJD12A51L01	SJD12C51L01	CZ	YZ	51	56.7	62.7	1	82.4	2.43	1	y

# SJD12 SERIES

Rev-1.1

Part Number	Part Number	Marking		Reverse Stand off Voltage $V_R$ (Volts)	Breakdown Voltage $V_{BR}$ (Volts) @ $I_T$		Test Current $I_T$ (mA)	Maximum Clamping Voltage $V_C$ @ $I_{PP}$ (V)	Maximum Peak Pulse Current $I_{PP}$ (A)	Maximum Reverse Leakage $I_R$ @ $V_R$ ( $\mu$ A)	ROHS2.0
					MIN	MAX					
Uni	Bi	Uni	Bi								
SJD12A54L01	SJD12C54L01	RE	ZE	54	60	66.3	1	87.1	2.3	1	y
SJD12A58L01	SJD12C58L01	RG	ZG	58	64.4	71.2	1	93.6	2.14	1	y
SJD12A60L01	SJD12C60L01	RK	ZK	60	66.7	73.7	1	96.8	2.07	1	y
SJD12A64L01	SJD12C64L01	RM	ZM	64	71.1	78.6	1	103	1.94	1	y
SJD12A70L01	SJD12C70L01	RP	ZP	70	77.8	86	1	113	1.77	1	y
SJD12A75L01	SJD12C75L01	RR	ZR	75	83.3	92.1	1	121	1.65	1	y
SJD12A78L01	SJD12C78L01	RT	ZT	78	86.7	95.8	1	126	1.59	1	y
SJD12A85L01	SJD12C85L01	RV	ZV	85	94.4	104	1	137	1.46	1	y
SJD12A90L01	SJD12C90L01	RX	ZX	90	100	111	1	146	1.37	1	y
SJD12A100L01	SJD12C100L01	RZ	ZZ	100	111	123	1	162	1.23	1	y
SJD12A110L01	SJD12C110L01	SE	VE	110	122	135	1	177	1.13	1	y
SJD12A120L01	SJD12C120L01	SG	VG	120	133	147	1	193	1.04	1	y
SJD12A130L01	SJD12C130L01	SK	VK	130	144	159	1	209	0.96	1	y
SJD12A150L01	SJD12C150L01	SM	VM	150	167	185	1	243	0.82	1	y
SJD12A160L01	SJD12C160L01	SP	VP	160	178	197	1	259	0.77	1	y
SJD12A170L01	SJD12C170L01	SR	VR	170	189	209	1	275	0.73	1	y

Notes: For bi-directional type having  $V_R$  of 10 volts and less, the  $I_R$  limit is double.

6. Ratings and Characteristic Curves (TA =25°C unless otherwise noted)

Figure 1. Peak Pulse Power Rating Curve

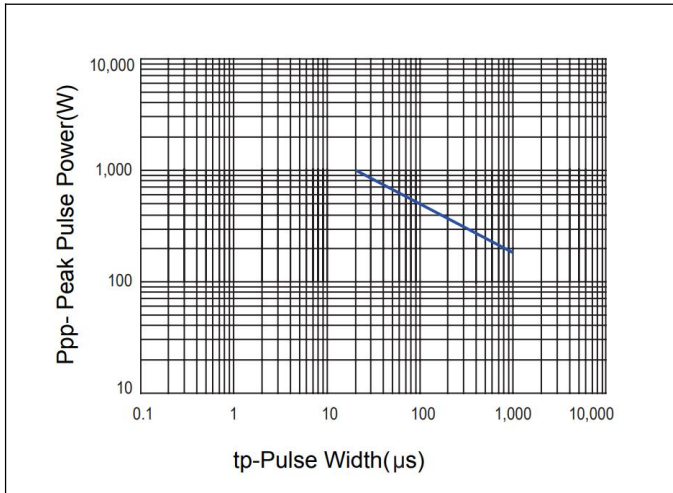


Figure 2. 10/1000 us Pulse Waveform

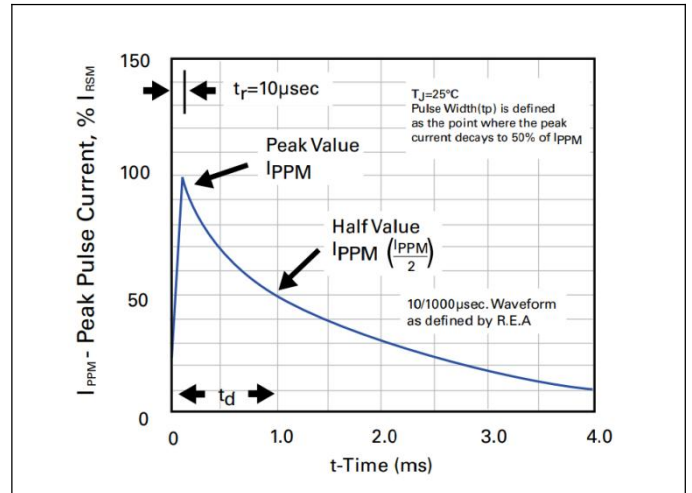


Figure 3. Capacitance vs. Reverse Voltage

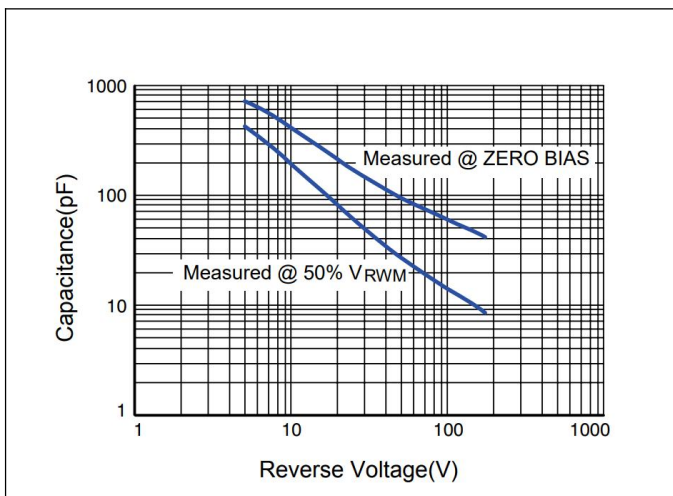
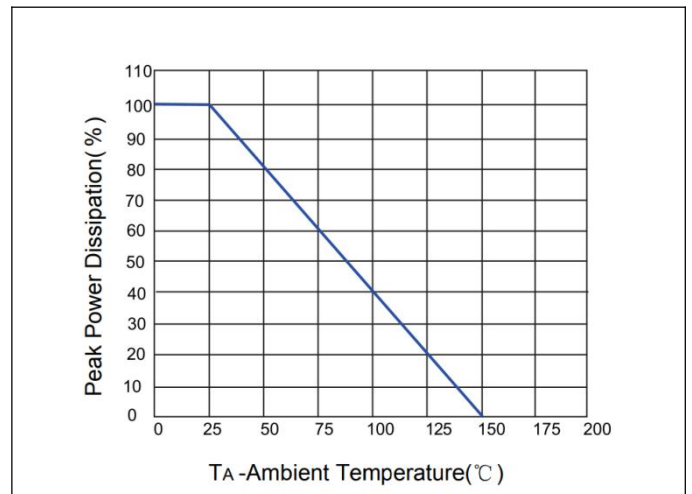


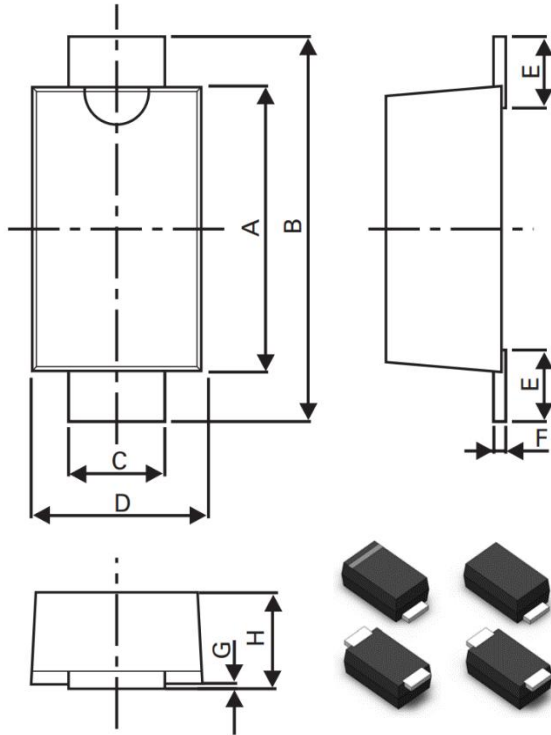
Figure 4. Power Derating curve



**SJD12 SERIES**

Rev-1.1

**7. Dimension (SOD-123F)**



Dimensions	Millimeters		Inches	
	Min	Max	Min	Max
A	2.5	3.05	0.0984	0.1201
B	3.35	4.05	0.1319	0.1594
C	0.7	1.2	0.0275	0.0472
D	1.5	2	0.0591	0.0787
E	0.35	0.95	0.0138	0.0374
F	0.05	0.26	0.002	0.0102
G	0	0.2	0	0.0079
H	0.70	1.35	0.0276	0.0531

**8. Packaging**

Part number	Component Package	Quantity	Packaging Option	Packaging Specification
SJD12XXX	SOD-123F	3000	Tape & Reel – 8mm tape/7" reel	EIA RS-481

**DISCLAIMER**

ELECSUPER SUPERTVS PROVIDES TECHNICAL AND RELIABILITY DATA (INCLUDING DATASHEETS), DESIGN RESOURCES (INCLUDING REFERENCE DESIGNS), APPLICATION OR OTHER DESIGN ADVICE, SAFETY INFORMATION, AND OTHER RESOURCES “AS IS” AND WITH ALL FAULTS, AND DISCLAIMS ALL WARRANTIES, EXPRESS AND IMPLIED, INCLUDING WITHOUT LIMITATION ANY IMPLIED WARRANTIES OF MERCHANTABILITY, FITNESS FOR A PARTICULAR PURPOSE OR NON-INFRINGEMENT OF THIRD PARTY INTELLECTUAL PROPERTY RIGHTS.

These resources are intended for skilled developers designing with ElecSuper products. You are solely responsible for

- (1) selecting the appropriate ElecSuper products for your application;
- (2) designing, validating and testing your application;
- (3) ensuring your application meets applicable standards, and any other safety, security, or other requirements.

These resources are subject to change without notice. ElecSuper grants you permission to use these resources only for development of an application that uses the ElecSuper products described in the resource. Other reproduction and display of these resources are prohibited. No license is granted to any other ElecSuper intellectual property right or to any third party intellectual property right. ElecSuper disclaims responsibility for, and you will fully indemnify ElecSuper and its representatives against, any claims, damages, costs, losses, and liabilities arising out of your use of these resources. ElecSuper’s products are provided subject to ElecSuper’s Terms of Sale or other applicable terms available either on [www.elecsuper.com](http://www.elecsuper.com) or provided in conjunction with such ElecSuper products. ElecSuper’s provision of these resources does not expand or otherwise alter ElecSuper’s applicable warranties or warranty disclaimers for ElecSuper products.

## X-ON Electronics

Largest Supplier of Electrical and Electronic Components

*Click to view similar products for [ESD Suppressors / TVS Diodes](#) category:*

*Click to view products by [ElecSuper](#) manufacturer:*

Other Similar products are found below :

[60KS200C](#) [D18V0L1B2LP-7B](#) [D5V0F4U5P5-7](#) [NTE4902](#) [P4KE27CA](#) [P6KE11CA](#) [P6KE8.2A](#) [SA60CA](#) [SA64CA](#) [SMBJ12CATR](#)  
[SMBJ33CATR](#) [SMBJ6.5A](#) [SMBJ8.0A](#) [ESD101-B1-02ELS E6327](#) [ESD112-B1-02EL E6327](#) [ESD7451N2T5G](#) [19180-510](#) [CPDT-5V0USP-](#)  
[HF](#) [3.0SMCJ33CA-F](#) [3.0SMCJ36A-F](#) [HSPC16701B02TP](#) [JANTX1N6126A](#) [D3V3Q1B2DLP3-7](#) [D55V0M1B2WS-7](#) [SCM1293A-04SO](#)  
[ESD200-B1-CSP0201 E6327](#) [SM12-7](#) [CEN955 W/DATA](#) [VESD12A1A-HD1-GS08](#) [CPDQC5V0-HF](#) [D1213A-01LP4-7B](#) [ESD101-B1-02EL](#)  
[E6327](#) [AOZ8808DI-03](#) [5KP15A](#) [5KP48A](#) [5KP90A](#) [ESD3V3D7-TP](#) [15KPA36A-LF](#) [P4KE56CA](#) [P4KE68A](#) [P4KE91CATR](#) [P6KE120A](#)  
[P6KE13CA](#) [P6KE43CA](#) [P6KE6.8CA](#) [P6KE8.2](#) [P6SMBJ20CA](#) [JANTX1N6072A](#) [SR2835ESKG](#) [SA90CA](#)