

60W CONSTANT VOLTAGE LED POWER SUPPLY

Features :

- European standard AC input range (220-240VAC)
- IP67 grade, Aluminum shell
- Types of protection : Short circuit / Over load / No Load
- Natural air cooling, High reliability
- 100% full load aging test
- Suitable for LED lighting and other 12VDC driver applications
- Comply with the world lighting safety code
- Comply with the Class 1 insulation grade, Class 1 leakage protection grade
- 5 years quality guarantee



Input Specifications

Parameter	Min.	Typ.	Max.	Notes
Mains supply voltage	220VAC	-	240VAC	
Input AC Current	-	0.30A	-	Measured at full load and 230 Vac input
Input Frequency	-	50/60Hz	-	
Power Factor	-	0.95	-	At 230Vac, 100% load
Efficiency	-	90%	-	Power on for 30 minutes
Surge Current	-	50A	-	At 230Vac, 25°C
Leak Current	-	0.7mA	-	At 230Vac, 50Hz

Output Specifications

Parameter	Min.	Typ.	Max.	Notes
Rated Output Voltage	-	12V	-	
Rated Output Current	-	5A	-	
Maximum Output Power	-	60W	-	
Maximum Output Voltage	-	-	12.4V	No load
Voltage Ripple & Hoise (Vp-p)	-	-	150mV	

60W CONSTANT VOLTAGE LED POWER SUPPLY

Protections Functions

Parameter	Min.	Typ.	Max.	Notes
Over Load protection	-	-	-	The power supply shall be self-recovery when the fault condition is removed
Short circuit protection	-	-	-	The power supply shall be self-recovery when the fault condition is removed.
Over voltage protection	-	-	12.4V	The power supply shall be self-recovery when the fault condition is removed.
Over temperature protection	-10°C	-	115°C	Protected mode. Turn off the input voltage, restart after temperature drop to normal

General Specifications

Parameter	Min.	Typ.	Max.	Notes
Efficiency	89%	90%	-	Power on for 30 minutes
NoLoad.Power Dissipation	-	-	3W	
Life Time	-	5years	-	Measured at 230 Vac Input 100% Load and 50°C ambient temperature, See life time vs Ta for more details
Dimensions (L × W × H)		140*48*35mm		With shell

Environmental Specifications

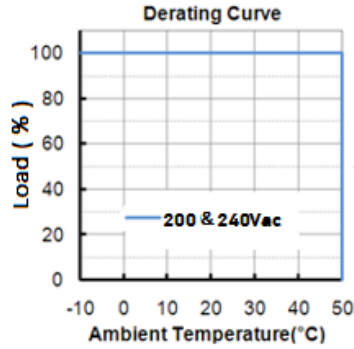
Parameter	Min.	Typ.	Max.	Notes
Operating Temperature	-20°C	-	60°C	Humidity: 15% RH to 90% RH. See Derating Curve for more details
Storage Temperature	-20°C	-	80°C	
Temperature Coefficient	-	-	0.05%/°C	Ambient temperature = 0°C ~Ta max
Waterproofing Grade	-	-	IP67	

Safety & EMC Compliance

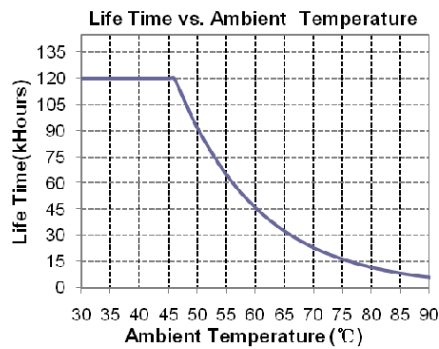
Safety Category	Standart
CE	EN 61347-1, EN61347-2-13
Withstand Voltage	I/P ~ O/P 3750VAC/50Hz 1m in, I/P ~ CASE 2000VAC/50Hz 1m in, O/P ~ CASE 1500VAC/50Hz 1m in
Insulation Impedance	I/P ~ O/P, I/P ~ FG :100M Ohm /500VDC/25°C/70% RH
EMI Standart	Notes
EN 55015	Conducted Emission Test & Radiated Emission
EN 61000-3-2	Harmonic Current Emissions Class D
EN 61000-3-3	Voltage Fluctuations & Flicker
EMI Standart	Notes
EN 61000-4-4	Electrical Fast Transient / Burst-EFT Level 3, Criteria A
EN 61000-4-5	Surge Immunity Test: AC Power Line: Line to Line 0.5 kV
EN 61547	Electromagnetic Immunity Requirements Applies to Lighting Equipment

60W CONSTANT VOLTAGE LED POWER SUPPLY

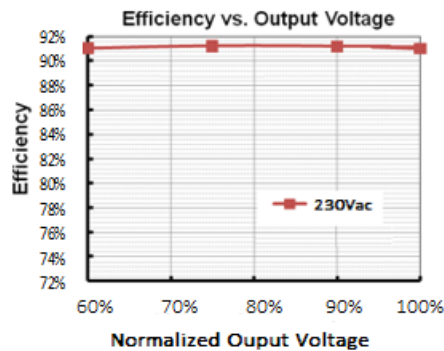
- Derating Curve



- Life Time vs. Ambient Temperature Curve



- Efficiency vs. Load



Revision History

Modified Date	Rev.	Description of Change		
		Item	From	To
17.3.2021	1	Datasheet Release	/	/

X-ON Electronics

Largest Supplier of Electrical and Electronic Components

Click to view similar products for [LED Power Supplies](#) category:

Click to view products by [ELECTROSTART](#) manufacturer:

Other Similar products are found below :

[ESS015W-1000-12](#) [PDA-WIFI](#) [PIFC-K250F](#) [PITB-K222A](#) [ALD-514012PJ134](#) [LB240S24KH](#) [LMH020-SPLC-0000-0000001](#) [79534](#) [79535](#)
[EUG-200S210DT](#) [ESS030W-1050-21](#) [ESS030W-0900-32](#) [BPOXL 4-12-035](#) [ESS010W-0350-24](#) [ESM060W-1400-42](#) [PDA080B-1A0G](#)
[PDA150B-S1A5G](#) [SLM140W-1.05-130-ZA](#) [ESS015W-0700-18](#) [EUD-150S350DVA](#) [LWA320-C420-ARK-B](#) [HVG-240-48AB](#) [HVG-320-](#)
[36AB](#) [HVG-320-54AB](#) [ELG-240-C1400AB](#) [EUK-150S105DV](#) [BXCS-12Z-N2P-B1-A](#) [BXPR-WN-01-A](#) [BXCS-12D-N2P-01-A](#) [BXCS-](#)
[12W-N2P-01-A](#) [HLG-185H-C1400AB](#) [980100001200394](#) [LC 14W 250-350MA FLEXC R ADV2](#) [LC 24W 500-600MA FLEXC R ADV2](#)
[LC 36W 850-900MA FLEXC R ADV2](#) [LC 50W 200-350ML 170V FLEXC LP SNC4](#) [LC 25W 200-350ML 70V FLEXC LP SNC4](#) [LC 35W](#)
[200-350ML 121V FLEXC LP SNC4](#) [LCBI 10W 350MA PHASE-CUT/1-10V LP](#) [LC 13W 300MA FIXC C SNC](#) [LC 10W 250MA FIXC SC](#)
[SNC2](#) [LC 35W 800MA FIXC SR ADV2](#) [LC 38W 900MA FIXC SR ADV2](#) [LC 34W 800MA FIXC SC ADV2](#) [LC 44W 1050MA FIXC SC](#)
[ADV2](#) [LC 38W 900MA 42V FIXC SRL ADV2](#) [HVG-320-48AB](#) [CNB50W-1200-42-CAS](#) [CNB30W-0600-42-CAS](#) [LCI 100W 1400MA TEC](#)

[C](#)