

**Standard Ordering Table – Pushbutton Switches – Panelmount Maintained and Momentary Action (SPDT)**

**HOW TO ORDER YOUR DESIGN** (Bold Face Type indicates items normally in Distributor Stock)

Following the table from left to right, the designer is able to specify the options wanted. The options are described and illustrated on pages 15-16.

To determine a part number select the options desired and fill in the boxes in the selection guides illustrated below.

**Pushbutton Switch Selection Guide**



Base P/N	Circuit	Cap Size	Suffix Numbers & Letters — Add to Base Catalog Number			
			Cap Color	Terminal Options ②	Contact Material-Type	Other Options
<b>PB</b>	<b>-123</b> — ON-NONE-ON Push to make contact and Push again to reverse action	<b>0</b> — No Cap <b>1</b> — .200 Dia. <b>2</b> — .310 Dia. <b>3</b> — .375 Dia.	<b>0</b> — No Cap <b>1</b> — Black <b>2</b> — White <b>3</b> — Red	<b>Z</b> — Solder Lugs <b>C</b> — Printed Circuit <b>Z3</b> — Quick Connect <b>W</b> — .750" Wirewrap <b>W1</b> — .964" Wirewrap <b>W3</b> — .425" Wirewrap <b>W4</b> — 1.0625" Wirewrap <b>A</b> — Right Angle P.C. <b>AV</b> — Vertical P.C. <b>AV2</b> — Vertical P.C. .100 Spacing .150 Spacing	<b>B</b> — Gold/Nickel/Brass ① <b>G</b> — Gold/Nickel/Silver <b>Q</b> — Coin Silver <b>K</b> — Ⓢ <b>L</b> — Ⓢ <b>M</b> — Ⓢ	Epoxy Sealed Terminals ②
PBS Plunger Seal	<b>-126</b> — ON-NONE-ON* Normally Open or Normally Closed. (For NC circuit use Terminal 2 & 1, for NO. 2 & 3, for NC and NO. 1, 2 & 3)					
PBW Plunger & Panel Seal						

\*Momentary Contact

① Ratings are 0.4 VA-28 VAC or DC.

② Epoxy seal standard on all terminal options.

Ⓢ Same as B, G and Q respectively except terminals brass with tin nickel alloy over nickel plate. Consult factory for availability

**EXAMPLES:**

PB-12331ZQ = Maintained (Push-Push) circuit, .375" Black Cap, Solder Lug Terminals, Silver Contacts, 6 Amp Rating and Epoxy Sealed Terminals

PBW-12613CB = Plunger & Panel Seal, Momentary circuit, .200" Red Cap epoxy sealed Printed Circuit Terminals and 50 Millionths Gold over Brass contacts.

**APPROXIMATE DIMENSIONS**



**SPECIFICATIONS**

**Contact Rating** — Letter codes G and Q — 6 amp at 125 VAC, 3 amp at 250 VAC (U.L. recognized, CSA certified) or 6 amp at 28 VDC resistive. Letter codes B and G — 0.5. volt-amp (VA) maximum @ 28 V maximum (AC or DC).

**Life Under Load (Resistive)**

Alternate Action Suffix — 123; 100,000 make-and break cycles  
Momentary Action Suffix — 126; 60,000 make-and-break cycles

**Initial Contact Resistance** — 10 milliohms max. 3 VDC, 100 ma for both silver and gold plated contacts.

**Insulation Resistance** — 1,000 MBG.

**Dielectric Strength** — 1,000 volts rms at sea level.

**Bushing Strength** — 12 pound-inches without physical damage to switch.

	-126	-123
Operating Force	1.5 lb.	1.75 lb.
Pretravel	.043 Max.	.106 Max.
Overtravel	.009 Min.	.008 Min.

**MATERIALS**

**Base (body)** — Diallyl Phthalate.

**Bushing** — Brass, nickel plated.

**Clamp (frame)** — Stainless steel.

**Switching Contacts and Rockers**

Letter Code B — gold/nickel/brass

Letter Code G — gold/nickel/silver

Letter Code Q — Coin silver

**Center Terminal**

Letter Codes B, G — Gold flash/nickel/brass

Letter Code Q — Silver plated brass.

**Hardware**

PB and PBS Series

(2) W-NU-11 hex nuts

(1) W-WA-16 internal tooth lockwasher

PBW Series

(1) W-NU-11 hex nut

(1) W-WA-16 internal tooth lockwasher

(1) W-WA-44 neoprene panel seal

**Pushbutton Switches — Panelmount Maintained and Momentary Action (SPDT)**

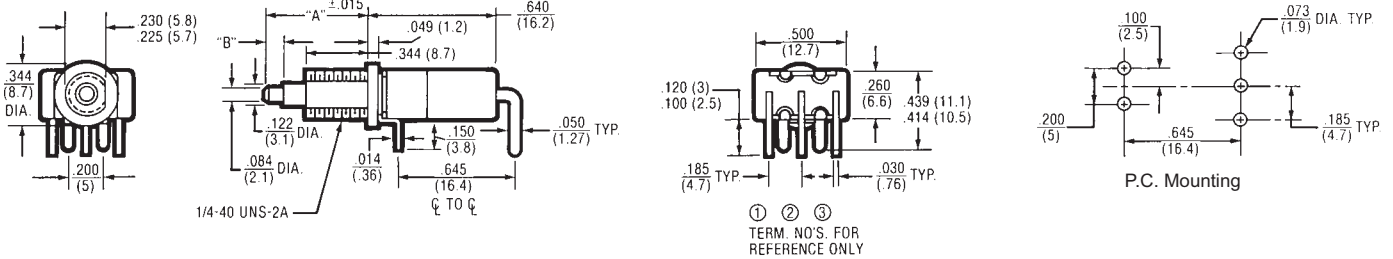
**Termination Options**



**APPROXIMATE DIMENSIONS**

PB, PBS, PBW SWITCHES w/"A" TYPE RIGHT ANGLE P.C. TERMINALS

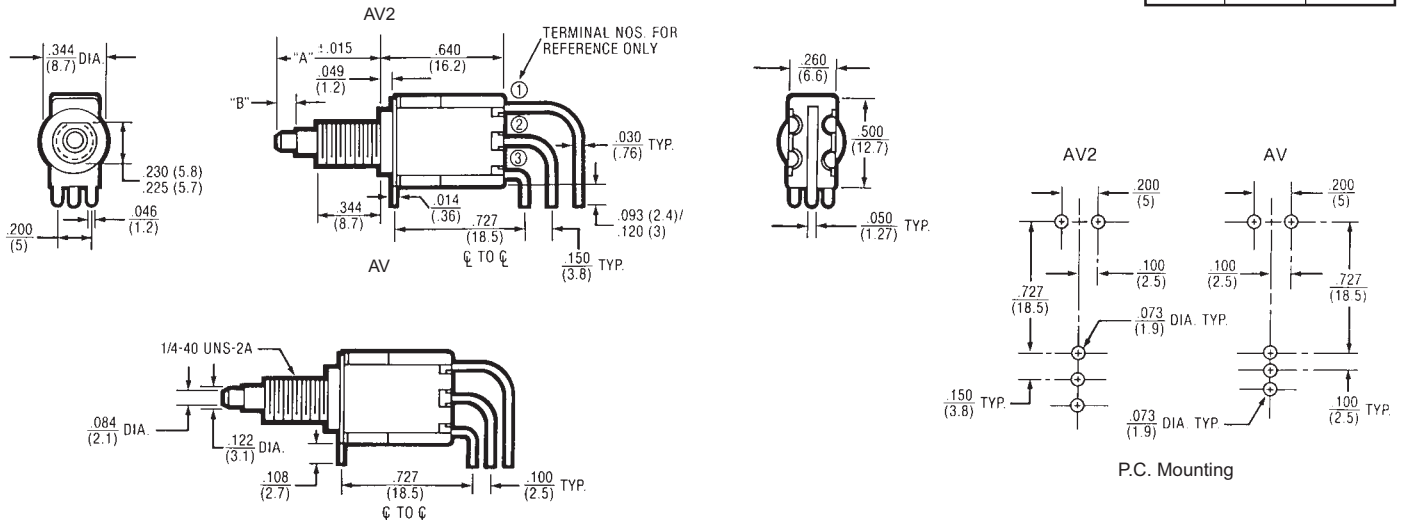
DIM.	PB-123	PB-126
"A"	.561	.514
"B"	.108	.098



**EPOXY SEALED P.C. TERMINALS ARE SUPPLIED AS STANDARD FOR THESE OPTIONS**

PB, PBS, PBW SWITCHES w/ "AV" (.100" TERMINAL SPACING) OR "AV2" (.150" TERMINAL SPACING) TYPE VERTICAL P.C. TERMINALS

DIM.	PB-123	PB-126
"A"	.561	.514
"B"	.108	.098



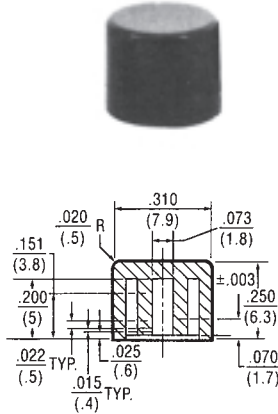
**EPOXY SEALED P.C. TERMINALS ARE SUPPLIED AS STANDARD FOR THESE OPTIONS**

**Pushbutton Switches — Panelmount Maintained and Momentary Action (SPDT)**

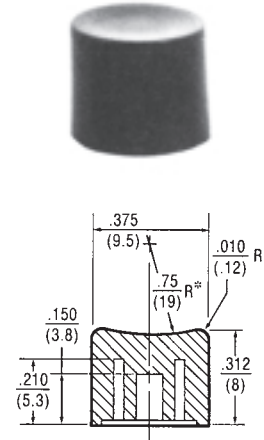
**PUSHBUTTON CAP STYLES FOR PB SERIES SWITCHES ON PAGE 14**



PART NUMBER	COLOR
W-KN-12	BLACK
W-KN-12A	WHITE
W-KN-12B	RED
W-KN-12C	GREEN <sup>❶</sup>
W-KN-12D	BLUE
W-KN-12E	DK. GRAY
W-KN-12F	YELLOW
W-KN-12G	LT. GRAY



PART NUMBER	COLOR
W-KN-31	BLACK
W-KN-31A	WHITE
W-KN-31B	RED
W-KN-31C	GREEN <sup>❶</sup>
W-KN-31D	BLUE
W-KN-31E	DK. GRAY
W-KN-31F	YELLOW
W-KN-31G	LT. GRAY



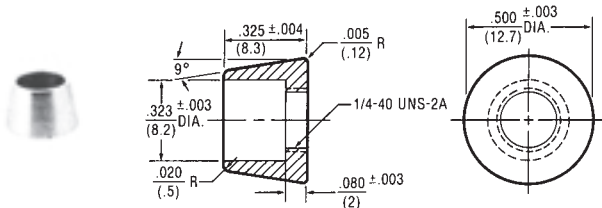
PART NUMBER	COLOR
W-KN-14	BLACK
W-KN-14A	WHITE
W-KN-14B	RED
W-KN-14C	GREEN <sup>❶</sup>
W-KN-14D	BLUE
W-KN-14E	DK. GRAY
W-KN-14F	YELLOW
W-KN-14G	LT. GRAY

<sup>❶</sup> Black, white, red are standard. Contact Electroswitch for availability on other colors shown.

**DECORATIVE FACENUTS FOR PB SERIES AND PS SERIES**

**PART NUMBER W-NU-29A**  
(For .310 Dia. Caps)

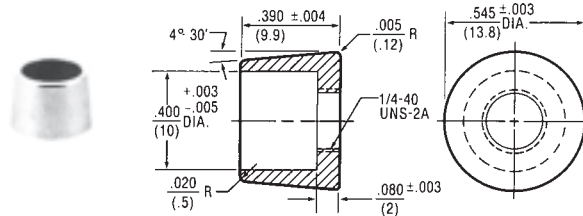
Part No. W-NU-29A  
Assembled to PB  
Series Switch.



Finish: Bright chrome plate over brass

**PART NUMBER W-NU-30A**  
(For .375 Dia. Caps)

Part No. W-NU-30A  
Assembled to PS  
Series Switch.  
(See page 4)



Finish: Bright chrome plate over brass

## X-ON Electronics

Largest Supplier of Electrical and Electronic Components

*Click to view similar products for [Pushbutton Switches](#) category:*

*Click to view products by [Electroswitch](#) manufacturer:*

Other Similar products are found below :

[8940K2012](#) [LW1L-M1C10V-A](#) [LW1L-M1C70-A](#) [LW2L-A1C20M-GD](#) [LW2L-M1C20M-A](#) [60324L](#) [M22-D-R-GB0/K11](#) [M7E-HRN2](#)  
[67021K512](#) [67081K512X](#) [701PB580](#) [7190K101](#) [7199K101](#) [810K12910](#) [810KSV30B](#) [MML21EA2ADK](#) [MML21KA3ABK](#)  
[MML23KA3AC05K-001](#) [MML23KW3AA01W](#) [8418K2](#) [8442K3](#) [8450K1](#) [860K11911T01A](#) [861901](#) [861K11911T01A07](#)  
[861K13810T00A14](#) [861K13911](#) [8646AB6X718UL](#) [8646ABUL](#) [9001KXRK](#) [907AYY100](#) [PMHD155A1](#) [95-313.000](#)  
[9533CD4+U574+U4922](#) [95-414.000](#) [99-450.837](#) [99-453.837](#) [PV3H2B0NN-341](#) [1203MRA](#) [A22NZBGANGA](#) [A22NZBMMNGA](#)  
[A22NZBNANGA](#) [A22NZMPATRA](#) [A2PMA1X03EC56](#) [A3A-5123-02](#) [A3A-7140](#) [A3A-7310](#) [A3A-7340](#) [A3U-TMW-A2C-5M](#) [A595](#)