

2020

 elektrokabel

CATALOG



ELEKTROKABEL is a family-owned company which has been successfully operating on the Polish and European markets for nearly 40 years. Passion is what drives us, which is why we are committed to gaining new experience and investing in technologies and people. We employ more than 200 people in two facilities in Turek.

We apply state of the art, global technologies. We pioneer the market in implementing innovative solutions. We implement self-developed technologies and solutions which fulfill the requirements of Polish and European standards.

Our technology park contains multiple production lines supplied by such leading global companies as: Samp, Niehoff, Sket, Windak, Maillefer, Rosendahl, Nextrom, Spirka, Bongard, Wardwell.


We manufacture cables and wires. Our assortment includes more than 1000 products:

- electrical conductors,
- low-current conductors,
- car bundles,
- control cables,
- specialist PA and sound system cables,
- concentric conductors and TV signal cables,
- elastic conductors for connecting machines and devices to mobile receivers
- buried power cables,
- rubber conductors connected to mobile receivers,
- welding cables,
- portable earthing switch cables.

We are continuously investing to be able to manufacture fast, efficiently, effectively and precisely.

Thanks to **our machine park**, we are capable of manufacturing all copper conductor diameters from 0.05 mm to 4.50 mm, which can be used to assemble all cables available on the market, create braidings for concentric wires and control cables, and execute highest-quality lines and the most advanced structures.

We have the fastest lines on the market, which manufacture halogen-free and fireproof cables. We manufacture the plastics and rubber we use in our cables. We process 6000 tons of copper and 8000 tons of plastics every year.





Price and flexibility

The quality of products is not the only thing we care about. We know how important it is to cooperate on good terms, which is why we are always open and flexible. Requested by the client, we will manufacture a minimal cable section in all possible configurations, all in accordance with European quality standards.

Transport

Apart from manufacturing, we also transport our products. We ship our cables using our own means of transport to more than 500 clients in Poland and in neighboring countries. We ship within 48 hours from ordering. Thanks to this, we can boast not only high quality, but also the fastest completion of all orders among the manufacturers of wires and cables in Poland.

Table of contents


Fixed installation PVC-sheathed and insulated cables	6
Cables for mobile and portable receivers, with PVC insulation and sheathing	30
Automotive cables	38
PA and speaker cables	44
Telecommunication and ICT cables	50
RTV, SAT, CCTV concentric coaxial cables	64
Power cables	78
Rubber-insulated and rubber-sheathed cables	84
Startup cables	94
Portable earthing switch cables	98
Halogen-free fire-resistant cables	104
Fire grade cables	109
Index	114



**Fixed installation
PVC-sheathed
and insulated cables**

YDYt 300/500 V
YDYp 300/500 V
YDYp 450/750 V
YDY 450/750 V
NYM-O 300/500 V
NYM-J 300/500 V
DY H07V-U
DYc H07V2-U
LgY H05V-K
LgY H07V-K
LgYc H07V2-K

YDYt (GNYE) 300/500 V



Fixed installation PVC-sheathed and insulated cables with copper conductors, flat, flush-mounted, universal.

Recommended application: for fixed installation in power devices working in dry and humid environments, for surface-mounting and flush installation.


Standards	PN-EN 50525-1:2011, PN-E-90068
Flame propagation	(CPR) Eca
Rated voltage	300/500 V
Number and rated conductor cross-section	2 ÷ 3 x 1,5 ÷ 2,5 mm ²
Core identification as per PH-HD308 S2:2007	<p>2-core ● ●</p> <p>3-core ● ● ●</p> <p>3-core ● ● ●</p> <p>or other color combinations, supplied at request</p>
Conductors	copper, single-wire, class 1, as per PN-EN 60228:2007
Insulation	Insulating PVC
Sheath	Sheathing PVC
Packing	100 m long discs and other forms requested by the customer

Acceptable operating temperature
as per PN-EN 50565-1:2014-11, PN-EN 50565-2:2014-11

- on conductor surface: max 70°C
 - short-circuit conductor temperature: max 160°C
 - transport, assembly, handling: min -5°C
 - storage: max 40°C
- In the case of fixed installation, works must be carried out at -40°C to 70°C and at relative air humidity up to 100%.

Quantity and rated conductor cross-section	Number of wires in a conductor	Rated insulation thickness	Rated sheath thickness	Max overall diameter	Max conductor resistance at 20°C	Min insulation resistance at 70°C	Approx. cable weight
pcs. x mm ²	pcs.	mm	mm	mm	Ω/km	mΩ x km	kg/km
300/500 V							
2 x 1,5	1	0,6	0,9	5,2 x 8,1	12,10	0,0099	57
2 x 2,5	1	0,6	0,9	5,6 x 8,1	7,41	0,0081	76
3 x 1,5	1	0,6	0,9	5,2 x 11,0	12,10	0,0099	83
3 x 2,5	1	0,6	1,0	5,6 x 12,4	7,41	0,0081	113

YDYp (GNYE) 300/500 V



Fixed installation, single copper-wired cables in insulation and PVC sheathing, flat, universal.

Recommended application: for fixed installation in power devices working in dry and humid environments, for surface-mounting and flush installation.

Standards	PN-EN 50525-1:2011, PN-E-90068
Flame propagation	(CPR) Eca
Rated voltage	300/500 V
Number and rated conductor cross-section	2 ÷ 3 x 1,5 ÷ 2,5 mm ²
Core identification as per PH-HD308 S2:2007	2-core ● ● 3-core ● ● ● 3-core ● ● ●
Conductors	copper, single-wire, class 1, as per PN-EN 60228:2007
Insulation	Insulating PVC
Sheath	Sheathing PVC
Packing	100 m long discs and other forms requested by the customer


Acceptable operating temperature

as per PN-EN 50565-1:2014-11, PN-EN 50565-2:2014-11

- on conductor surface: max 70°C
- short-circuit conductor temperature: max 160°C
- transport, assembly, handling: min -5°C
- storage: max 40°C

Quantity and rated conductor cross-section	Number of wires in a conductor	Rated insulation thickness	Rated sheath thickness	Max overall diameter	Max conductor resistance at 20°C	Min insulation resistance at 70°C	Approx. cable weight
pcs. x mm ²	pcs.	mm	mm	mm	Ω/km	mΩ x km	kg/km
300/500 V							
2 x 1,5	1	0,6	0,9	4,5 x 12,3	12,10	0,0099	62
2 x 2,5	1	0,6	0,9	4,9 x 13,0	7,41	0,0081	84
3 x 1,5	1	0,6	0,9	4,5 x 16,8	12,10	0,0099	89
3 x 2,5	1	0,6	1	4,9 x 18,0	7,41	0,0081	122

YDYP (GNYE) 450/750 V



Fixed installation, single copper-wired cables in insulation and PVC sheathing, flat, universal.

Recommended application: for fixed installation in power devices working in dry and humid environments, for surface-mounting and flush installation.

Standards	PN-EN 50525-1:2011, PN-E-90068
Flame propagation	(CPR) Eca
Rated voltage	450/750 V
Number and rated conductor cross-section	2 ÷ 5 x 1 ÷ 10 mm ²
Core identification as per PH-HD308 S2:2007	<p>2-core ● ●</p> <p>3-core ● ● ●</p> <p>4-core ● ● ● ●</p> <p>5-core ● ● ● ● ●</p> <p>or other color combinations, supplied at request</p>
Conductors	copper, single-wire, class 1, as per PN-EN 60228:2007
Insulation	Insulating PVC
Sheath	Sheathing PVC
Packing	100 m long discs and other forms requested by the customer


Acceptable operating temperature

as per PN-EN 50565-1:2014-11, PN-EN 50565-2:2014-11

- on conductor surface: max 70°C
- short-circuit conductor temperature: max 160°C
- transport, assembly, handling: min -5°C
- storage: max 40°C

Quantity and rated conductor cross-section	Number of wires in a conductor	Rated insulation thickness	Rated sheath thickness	Max overall diameter	Max conductor resistance at 20°C	Min insulation resistance at 70°C	Approx. cable weight
pcs. x mm ²	mm	mm	mm	mm	Ω/km	mΩ x km	kg/km
450/750 V							
2 x 1,0	1	0,8	1,2	6,1 x 9,2	18,1	0,014	62
2 x 1,5	1	0,8	1,2	6,3 x 9,6	12,1	0,012	73
2 x 2,5	1	0,8	1,2	6,7 x 10,4	7,41	0,010	97
2 x 4,0	1	0,9	1,2	7,4 x 11,8	4,61	0,0093	135
2 x 6,0	1	0,9	1,2	7,9 x 12,8	3,08	0,0079	177
2 x 10	1	1,0	1,3	9,6 x 16,0	1,83	0,0076	276
3 x 1,0	1	0,8	1,2	6,1 x 12,3	18,1	0,014	87
3 x 1,5	1	0,8	1,2	6,3 x 12,9	12,1	0,012	104
3 x 2,5	1	0,8	1,2	6,3 x 12,9	7,41	0,010	140
3 x 4,0	1	0,9	1,2	7,4 x 16,2	4,61	0,0093	196
3 x 6,0	1	0,9	1,3	8,1 x 17,9	3,08	0,0079	258
4 x 1,0	1	0,8	1,2	6,1 x 15,4	18,1	0,014	112
4 x 1,5	1	0,8	1,2	6,3 x 16,2	12,1	0,012	135
4 x 2,5	1	0,8	1,2	6,7 x 17,8	7,41	0,010	183
4 x 4,0	1	0,9	1,3	7,5 x 28,0	4,61	0,0093	255
4 x 6,0	1	0,9	1,3	8,1 x 22,8	3,08	0,0079	340
5 x 1,0	1	0,8	1,2	6,1 x 20,9	18,1	0,014	140
5 x 1,5	1	0,8	1,2	6,3 x 21,9	12,1	0,012	164
5 x 2,5	1	0,8	1,2	6,9 x 23,9	7,41	0,010	228
5 x 4,0	1	0,9	1,3	7,6 x 27,6	4,61	0,0093	333
5 x 6,0	1	0,9	1,3	8,1 x 30,1	3,08	0,0079	450

YDY (GNYE) 450/750 V



Fixed installation, single copper-wired cables in insulation and common PVC sheathing, round, universal.

Recommended application: for fixed installation in electrical devices operating in a dry and humid environment, for surface-mounting and flush installation.


Standards	PN-EN 50525-1:2011, NZ 002-12, PN-EN-90068										
Flame propagation	(CPR) Eca										
Rated voltage	450/750 V										
Number and rated conductor cross-section	2 ÷ 7 x 1 ÷ 10 mm ²										
Core identification as per PH-HD308 S2:2007	<table border="0"> <tr> <td>2-core</td> <td>● ●</td> </tr> <tr> <td>3-core</td> <td>● ● ●</td> </tr> <tr> <td>4-core</td> <td>● ● ● ●</td> </tr> <tr> <td>5-core</td> <td>● ● ● ● ●</td> </tr> <tr> <td>7-core</td> <td>at the customer's request</td> </tr> </table> <p>or other color combinations, supplied at request</p>	2-core	● ●	3-core	● ● ●	4-core	● ● ● ●	5-core	● ● ● ● ●	7-core	at the customer's request
2-core	● ●										
3-core	● ● ●										
4-core	● ● ● ●										
5-core	● ● ● ● ●										
7-core	at the customer's request										
Conductors	copper, single-wire, class 1, as per PN-EN 60228:2007										
Insulation	Insulating PVC										
Sheath	Tire PVC										
Packing	100 m long discs and other forms requested by the customer										

Acceptable operating temperature
as per PN-EN 50565-1:2014-11, PN-EN 50565-2:2014-11

- on conductor surface: max 70°C
 - short-circuit conductor temperature: max 160°C
 - transport, assembly, handling: min -5°C
 - storage: max 40°C
- In the case of permanent installation, works must be carried out at -40°C to 70°C and at relative air humidity up to 100%.

Quantity and rated conductor cross-section	Number of wires in a conductor	Rated insulation thickness	Rated sheath thickness	Max overall diameter	Max conductor resistance at 20°C	Min insulation resistance at 70°C	Approx. cable weight
pcs. x mm ²	mm	mm	mm	mm	Ω/km	mΩ x km	kg/km
450/750 V							
2 x 1,0	1	0,8	1,2	7,8	18,10	0,0140	85
2 x 1,5	1	0,8	1,2	8,2	12,20	0,0120	99
2 x 2,5	1	0,8	1,2	9	7,41	0,0100	129
2 x 4	1	0,9	1,2	10,4	4,61	0,0093	181
2 x 6	1	0,9	1,2	11,4	3,08	0,0079	235
2 x 10	1	1,1	1,3	13,6	1,83	0,0075	378
3 x 1	1	0,8	1,2	8,2	18,10	0,0140	98
3 x 1,5	1	0,8	1,2	8,6	12,20	0,0120	114
3 x 2,5	1	0,8	1,2	9,5	7,41	0,0100	158
3 x 4	1	0,9	1,3	11	4,61	0,0093	223
3 x 6	1	0,9	1,3	12,3	3,08	0,0079	304
3 x 10	1	1,1	1,3	14,4	1,83	0,0075	480
4 x 1	1	0,8	1,2	8,9	18,10	0,0140	119
4 x 1,5	1	0,8	1,2	9,4	12,20	0,0120	145
4 x 2,5	1	0,8	1,2	10,4	7,41	0,0100	196
4 x 4	1	0,9	1,3	12,2	4,61	0,0093	287
4 x 6	1	0,9	1,3	13,4	3,08	0,0079	382
4 x 10	1	1,1	1,3	15,9	1,83	0,0075	602
5 x 1	1	0,8	1,2	9,7	18,10	0,0140	149
5 x 1,5	1	0,8	1,2	10,2	12,20	0,0120	183
5 x 2,5	1	0,8	1,2	11,3	7,41	0,0100	247
5 x 4	1	0,9	1,3	13,4	4,61	0,0093	363
5 x 6	1	0,9	1,3	14,8	3,08	0,0079	483
5 x 10	1	1,1	1,3	17,5	1,83	0,0075	766
7 x 1	1	0,8	1,2	10	18,10	0,0140	201
7 x 1,5	1	0,8	1,2	10,9	12,20	0,0120	252
7 x 2,5	1	0,8	1,2	12,1	7,41	0,0100	341

NYM-O 300/500 V



Fixed installation, single copper-cored cables in insulation and common PVC sheathing, round, universal.

Recommended application: for fixed installation in electrical devices operating in a dry and humid environment, for surface-mounting and flush installation.

Standards	PN-EN 50525-1:2011, DIN VDE 0250-204
Flame propagation	(CPR) Eca
Rated voltage	300/500 V
Number and rated conductor cross-section	2 x 1,5 ÷ 10 mm ²
Core identification as per PH-HD308 S2:2007	2-core
Conductors	copper, single-wire, class 1, as per PN-EN 60228:2007
Insulation	Insulating PVC
Sheath	Tire PVC
Bedding	plastic material
Packing	100 m long discs and other forms requested by the customer

Acceptable operating temperature


as per PN-EN 50565-1:2014-11,
PN-EN 50565-2:2014-11

- on conductor surface: max 70°C
- short-circuit conductor temperature: max 160°C
- transport, assembly, handling: min -5°C
- storage: max 40°C

In the case of fixed installation, works must be carried out at -40°C to 70°C and at relative air humidity up to 100%.

Quantity and rated conductor cross-section	Number of wires in a conductor	Rated insulation thickness	Rated sheath thickness	Max overall diameter	Max conductor resistance at 20°C	Min insulation resistance at 70°C	Approx. cable weight
pcs. x mm ²	pcs.	mm	mm	mm	Ω/km	mΩ x km	kg/km
300/500 V							
2 x 1,5	1	0,6	1,4	9,4	12,10	0,0100	110
2 x 2,5	1	0,7	1,4	10,8	7,41	0,0094	150
2 x 4	1	0,8	1,4	12,3	4,61	0,0087	207
2 x 6	1	0,9	1,4	13,5	3,08	0,0074	263
2 x 10	1	1,0	1,6	16,8	1,83	0,0072	424

NYM-J 300/500 V



Fixed installation, single copper-cored cables in insulation and common PVC sheathing, round, universal.

Recommended application: for fixed installation in electrical devices operating in a dry and humid environment, for surface-mounting and flush installation.

Standards	PN-EN 50525-1:2011, DIN VDE 0250-204
Flame propagation	(CPR) Eca
Rated voltage	300/500 V
Number and rated conductor cross-section	3 ÷ 7 x 1,5 ÷ 10 mm ²
Core identification as per PH-HD308 S2:2007	3-core ● ● ● 4-core ● ● ● ● 5-core ● ● ● ● ● 7-core at the customer's request or other color combinations, supplied at request
Conductors	copper, single core, class 1, as per PN-EN 60228:2007
Insulation	Insulating PVC
Sheath	Sheathing PVC
Bedding	plastic material
Packing	100 m long discs and other forms requested by the customer

Acceptable operating temperature

as per PN-EN 50565-1:2014-11,
PN-EN 50565-2:2014-11

- on conductor surface: max 70°C
- short-circuit conductor temperature: max 160°C
- transport, assembly, handling: min -5°C
- storage: max 40°C

In the case of fixed installation, works must be carried out at -40°C to 70°C and at relative air humidity up to 100%.

Quantity and rated conductor cross-section	Number of wires in a conductor	Rated insulation thickness	Rated sheath thickness	Max overall diameter	Max conductor resistance at 20°C	Min insulation resistance at 70°C	Approx. cable weight
pcs. x mm ²	pcs.	mm	mm	mm	Ω/km	mΩ x km	kg/km
300/500 V							
3 x 1,5	1	0,6	1,4	9,9	12,1	0,0100	128
3 x 2,5	1	0,7	1,4	11,4	7,41	0,0094	178
3 x 4	1	0,8	1,4	13,0	4,61	0,0087	248
3 x 6	1	0,8	1,6	14,7	3,08	0,0074	333
3 x 10	1	1,0	1,6	17,7	1,83	0,0072	520
4 x 1,5	1	0,6	1,4	10,7	12,1	0,0100	151
4 x 2,5	1	0,7	1,4	12,3	7,41	0,0094	213
4 x 4	1	0,8	1,6	14,6	4,61	0,0087	312
4 x 6	1	0,8	1,6	16,1	3,08	0,0074	415
4 x 10	1	1,0	1,6	19,5	1,83	0,0072	639
5 x 1,5	1	0,6	1,4	11,5	12,1	0,0100	180
5 x 2,5	1	0,7	1,4	13,3	7,41	0,0094	257
5 x 4	1	0,8	1,6	16,0	4,61	0,0087	386
5 x 6	1	0,8	1,6	17,5	3,08	0,0074	503
5 x 10	1	1,0	1,6	21,3	1,83	0,0072	782
7 x 1,5	1	0,6	1,4	12,6	12,1	0,0100	221
7 x 2,5	1	0,7	1,6	15,2	7,41	0,0094	331

DY (H07V-U) 450/750 V



Fixed installation, non-sheathed, single core cables with a rigid, one-wire core, universal, in PVC insulation.

Recommended application: : for fixed installation, safe connections inside devices and inside and outside light fixtures, suitable for routing in surface- or flush-mounted installation conduits and pipes, connections to signaling or control circuits.

Standard	PN-EN 50525-2-31:2011, PN-87/E-90054
Flame propagation	(CPR) Eca
Rated voltage	450/750 V
Number and rated conductor cross-section	1 x 0,5 ÷ 16 mm ²

Insulation color

Conductors of any color can be manufactured at individual request.



Conductor	copper, single-wire, class 1, as per PN-EN 60228:2007
Insulation	Insulating PVC
Packing	100 m long discs and other forms requested by the customer

Acceptable operating temperature

as per PN-EN 50565-1:2014-11, PN-EN 50565-2:2014-11

- on conductor surface: max 70°C
- short-circuit conductor temperature: max 160°C
- transport, assembly, handling: min -5°C
- storage: max 40°C

Quantity and rated conductor cross-section	Rated insulation thickness	Approximate outer diameter	Max conductor resistance at 20°C	Min insulation resistance at 70°C	Approx. cable weight
pcs. x mm ²	mm	mm	Ω/km	mΩ x km	kg/km
450/750 V					
1 x 0,5	0,6	2,3	36	0,014	8,1
1 x 0,75	0,6	2,5	24,5	0,014	10,7
1 x 1	0,7	3,1	18,1	0,014	15
1 x 1,5	0,7	3,4	12,1	0,012	19
1 x 2,5	0,8	3,8	7,41	0,010	30
1 x 4,0	0,8	4,4	4,61	0,0093	45
1 x 6,0	0,9	5,0	3,08	0,0079	64
1 x 10	1,0	6,2	1,83	0,0075	106
1 x 16	1,0	6,3	1,15	0,0056	165

DYc (H07V2-U) 450/750 V



Fixed installation, heat-resistant, non-sheathed, single core cables with a rigid, one-wire core, universal, in heat-resistant, PVC insulation.

Recommended application: for fixed installation, safe connections inside devices and inside and outside light fixtures, suitable for routing in surface- or flush-mounted installation conduits and pipes, connections to signaling or control circuits, when exposed to high temperatures (max 95°C).

Standard	PN-EN 50525-2-31:2011, PN-87/E-90054
Rated voltage	450/750 V
Number and rated conductor cross-section	1 x 0,5 ÷ 10 mm ²

Insulation color

Conductors of any color can be manufactured at individual request.




Conductor	copper, single core, class 1, as per PN-EN 60228:2007
Insulation	Heat-resistant, insulating PVC
Packing	100 m long discs and other forms requested by the customer

Acceptable operating temperature
as per PN-EN 50565-1:2014-11,
PN-EN 50565-2:2014-11

- on conductor surface: max 95°C
- short-circuit conductor temperature: max 250°C
- transport, assembly, handling: min -5°C
- storage: max 40°C

Quantity and rated conductor cross-section	Rated insulation thickness	Approximate outer diameter	Max conductor resistance at 20°C	Min insulation resistance at 70°C	Approx. cable weight
pcs. x mm ²	mm	mm	Ω/km	mΩ x km	kg/km
450/750 V					
1 x 0,5	0,6	2,3	36	0,014	8,1
1 x 0,75	0,6	2,5	24,5	0,014	10,7
1 x 1	0,7	3,1	18,1	0,013	15
1 x 1,5	0,8	3,4	12,1	0,012	19
1 x 2,5	0,8	3,8	7,41	0,010	30
1 x 4,0	0,8	4,4	4,61	0,0093	45
1 x 6,0	0,8	5,0	3,08	0,0079	64
1 x 10	1,0	6,2	1,83	0,0075	106

LgY (H05VK) 300/500 V



Fixed installation, non-sheathed, flexible single core, universal, in PVC insulation.

Recommended application: for fixed installation, safe connections inside devices and inside or outside light fixtures, suitable for routing in surface- or flush-mounted installation conduits and pipes, connections to signaling or control circuits.

Standard	PN-EN 50525-2-31:2011, PN-87/E-90054
Flame propagation	(CPR) Eca
Rated voltage	300/500 V
Number and rated conductor cross-section	1 x 0,35 ÷ 1 mm ²

Insulation color

Conductors of any color can be manufactured at individual request.



Conductor	copper, multi-strand, flexible, class 5, as per PN-EN 60228:2007
Insulation	All-purpose insulating PVC
Packing	100 m long discs and other forms requested by the customer

Acceptable operating temperature

as per PN-EN 50565-1:2014-11, PN-EN 50565-2:2014-11

- on conductor surface: max 70°C
- short-circuit conductor temperature: max 160°C
- transport, assembly, handling: min -5°C
- storage: max 40°C

Quantity and rated conductor cross-section	Highest rated wire diameter in a twine	Rated insulation thickness	Approximate outer diameter	Max conductor resistance at 20°C	Max insulation resistance at 70°C	Approx. cable weight
pcs. x mm ²	mm	mm	mm	Ω/km	mΩ x km	kg/km
300/500 V						
1 x 0,35	0,21	0,6	2,4	55,7	0,014	7
1 x 0,5	0,21	0,6	2,5	39,0	0,012	9
1 x 0,75	0,21	0,6	2,7	26,0	0,011	12
1 x 1,0	0,21	0,6	2,9	19,5	0,010	14

LgY (H07V-K) 450/750 V



Fixed installation, non-sheathed, flexible single core, universal, in PVC insulation.

Recommended application: for fixed installation, safe connections inside devices and inside or outside light fixtures, suitable for routing in surface- or flush-mounted installation conduits and pipes, connections to signaling or control circuits.

Standard	PN-EN 50525-2-31:2011, PN-87/E-90054
Flame propagation	(CPR) Eca
Rated voltage	450/750 V
Number and rated conductor cross-section	1 x 1,5 ÷ 150 mm ²

Insulation color

Conductors of any color can be manufactured at individual request.



Conductor	copper, multi-wire, flexible, class 5, as per PN-EN 60228:2007
Insulation	All-purpose insulating PVC
Packing	100 m long discs and other forms requested by the customer


Acceptable operating temperature

as per PN-EN 50565-1:2014-11, PN-EN 50565-2:2014-11

- on conductor surface: max 70°C
- short-circuit conductor temperature: max 160°C
- transport, assembly, handling: min -5°C
- storage: max 40°C

Quantity and rated conductor cross-section	Highest rated wire diameter in a twine	Rated insulation thickness	Approximate outer diameter	Max conductor resistance at 20°C	Max insulation resistance at 70°C	Approx. cable weight
pcs. x mm ²	mm	mm	mm	Ω/km	mΩ x km	kg/km
450/750 V						
1 x 1,5	0,26	0,7	2,9	13,3	0,01	21
1 x 2,5	0,26	0,8	3,6	7,98	0,0095	31
1 x 4	0,31	0,8	4,1	4,95	0,0078	47
1 x 6	0,31	0,8	4,6	3,3	0,0068	70
1 x 10	0,41	1,0	6	1,91	0,0065	117
1 x 16	0,41	1,0	7,1	1,21	0,0053	173
1 x 25	0,41	1,2	8,7	0,78	0,0050	270
1 x 35	0,41	1,2	9,6	0,554	0,0043	366
1 x 50	0,41	1,4	11,8	0,386	0,0042	521
1 x 70	0,51	1,4	13,6	0,272	0,0036	721
1 x 95	0,51	1,6	16,1	0,206	0,0036	952
1 x 120	0,51	1,6	17,2	0,161	0,0032	1183
1 x 150	0,51	1,8	19,4	0,129	0,0032	1590

LgYc (H07V2-K) 450/750 V (H05V2-K) 300/500 V



Fixed installation, heat-resistant, non-sheathed, flexible single core, universal, in heat-resistant PVC insulation.

Recommended application: for fixed installation, safe connections inside devices and inside or outside light fixtures, suitable for routing in surface- or flush-mounted installation conduits and pipes, connections to signaling or control circuits, in places exposed to high temperatures (max 95°C).

Standard	PN-EN 50525-2-31:2011, PN-87/E-90054
Rated voltage	450/750 V
Number and rated conductor cross-section	1 x 0,5 ÷ 150 mm ²

Insulation color

Conductors of any color can be manufactured at individual request.



Conductor	copper, multi-strand, flexible, class 5, as per PN-EN 60228:2007
Insulation	Heat-resistant, insulating PVC
Packing	100 m long discs and other forms requested by the customer

Acceptable operating temperature

as per PN-EN 50565-1:2014-11, PN-EN 50565-2:2014-111

- on conductor surface: max 95°C
- short-circuit conductor temperature: max 250°C
- transport, assembly, handling: min -5°C
- storage: max 40°C

Quantity and rated conductor cross-section	Highest rated wire diameter in a twine	Rated insulation thickness	Approximate outer diameter	Max conductor resistance at 20°C	Max insulation resistance at 70°C	Approx. cable weight
pcs. x mm ²	mm	mm	mm	Ω/km	mΩ x km	kg/km
300/500 V						
1 x 0,5	0,21	0,6	2,5	39	0,012	8,1
1 x 0,75	0,21	0,6	2,7	26	0,011	10,7
1 x 1	0,21	0,7	2,8	19,5	0,012	16
450/750 V						
1 x 1,5	0,26	0,7	3,4	13,3	0,01	21
1 x 2,5	0,26	0,8	4,1	7,98	0,0095	31
1 x 4	0,31	0,8	4,8	4,95	0,0078	47
1 x 6	0,31	0,8	5,3	3,3	0,0068	70
1 x 10	0,41	1,0	6,8	1,91	0,0065	117
1 x 16	0,41	1,0	8,1	1,21	0,0053	173
1 x 25	0,41	1,2	10,2	0,78	0,0050	270
1 x 35	0,41	1,2	11,7	0,554	0,0043	366
1 x 50	0,41	1,4	13,9	0,386	0,0042	521
1 x 70	0,51	1,4	16,0	0,272	0,0036	721
1 x 95	0,51	1,6	18,2	0,206	0,0036	952




**Cables for mobile
and portable receivers,
with PVC insulation
and sheathing**

OMYp H03VVH2-F

OMY H03VV-F

OWY H05VV-F



Cables for mobile and portable receivers, with PVC insulation and sheathing, flat.


Recommended application: : in houses, kitchens, offices; for connecting household appliances, also in humid rooms; in moderate working conditions, where the risk of mechanical damages and where mechanical exposure is low, e.g. washing machines, spin-dryers, refrigerators; can be used in kitchen and heating devices, provided that there is no risk of touching hot elements and that it is not exposed to radiation.

Standards	PN-EN 50525-1:2011, EKNZ 001-11
Rated voltage	300/300 V
Number and rated conductor cross-section	2 x 0,5 ÷ 1,5 mm ²
Core identification as per PN-HD 308 S2:2007	2-core
Conductors	copper, single strand, flexible, class 5, as per PN-HD 60228:2007
Insulation	All-purpose insulating PVC
Sheath	All-purpose sheathing PVC
Packing	100 m long discs and other forms requested by the customer

Acceptable working temperature
as per PN-EN 50565-1:2014-11,
PN-EN 50565-2:2014-11

- on conductor surface: max 70°C
- short-circuit conductor temperature: max 150°C
- transport, assembly, handling: min -5°C
- storage: max 40°C

Quantity and rated conductor cross-section	Highest rated wire diameter in a twine	Rated insulation thickness	Rated sheath thickness	Approximate outer diameter	Max conductor resistance at 20°C	Min insulation resistance at 70°C	Approx. cable weight
pcs. x mm ²	mm	mm	mm	mm	Ω/km	MΩ x km	kg/km
300/300 V							
2 x 0,5	0,21	0,5	0,6	3,1 x 5,1	39,0	0,012	42
2 x 0,75	0,21	0,5	0,6	3,4 x 5,5	26,0	0,010	48
2 x 1	0,21	0,5	0,6	3,5 x 5,7	19,5	0,009	52
2 x 1,5	0,26	0,6	0,8	4,2 x 6,8	13,3	0,009	70



Cables for mobile and portable receivers, with PVC insulation and sheathing, round.


Recommended application: in houses, kitchen, offices; in light conditions, in the absence of extraordinary mechanical damage threats, used in light, portable devices, e.g. radio receivers, table and free-standing light fixtures, office machines.

Quantity and rated conductor cross-section	Highest rated wire diameter in a twine	Rated insulation thickness	Rated sheath thickness	Approximate outer diameter	Max conductor resistance at 20°C	Min insulation resistance at 70°C	Approx. cable weight
pcs. x mm ²	mm	mm	mm	mm	Ω/km	MΩ x km	kg/km
300/300 V							
2 x 0,5	0,21	0,5	0,6	4,8	39,0	0,012	34
2 x 0,75	0,21	0,5	0,6	5,2	26,0	0,010	42
3 x 0,5	0,21	0,5	0,6	5,1	39,0	0,012	41
3 x 0,75	0,21	0,5	0,6	5,5	26,0	0,010	51
2 x 1	0,21	0,5	0,6	5,6	19,5	0,009	49
2 x 1,5	0,26	0,6	0,8	6,9	13,3	0,009	74
3 x 1	0,21	0,5	0,6	5,9	19,5	0,009	61
3 x 1,5	0,26	0,6	0,8	7,9	13,3	0,009	91

Standards	PN-EN 50525-1:2011, EKNZ 001-11
Rated voltage	300/300 V
Number and rated conductor cross-section	2 x 0.5 ÷ 1.5 mm ² (G - with a protective conductor, X - without a protective conductor)
Core identification as per PN-HD 308 S2:2007	2-core 3-core
Conductors	copper, multi-strand, flexible, class 5, as per PN-HD 60228:2007
Insulation	Insulating PVC
Sheath	Sheathing PVC
Packing	100 m long discs and other forms requested by the customer

Acceptable operating temperature
as per PN-EN 50565-1:2014-11,
PN-EN 50565-2:2014-11

- on conductor surface: max 70°C
- short-circuit conductor temperature: max 150°C
- transport, assembly, handling: min -5°C
- storage: max 40°C



Cables for mobile and portable receivers, with PVC insulation and sheathing, round.

Recommended application: in houses, kitchens, offices; for connecting household appliances, also in humid rooms; in moderate working conditions,

where the risk of mechanical damages and where mechanical exposure is low, e.g. washing machines, spin-dryers, refrigerators; can be used in kitchen and heating devices, provided that there is no risk of touching hot elements and that it is not exposed to radiation.

Standards	PN-EN 50525-1:2011, EKNZ 001-11										
Rated voltage	300/500 V										
Number and rated conductor cross-section	2 ÷ 7x0.75 ÷ 10 mm ² (G - with a protective conductor, X - without a protective conductor)										
Core identification as per PN-HD 308 S2:2007	<table border="0"> <tr> <td>2-core</td> <td>● ●</td> </tr> <tr> <td>3-core</td> <td>● ● ●</td> </tr> <tr> <td>4-core</td> <td>● ● ● ●</td> </tr> <tr> <td>5-core</td> <td>● ● ● ● ●</td> </tr> <tr> <td>7-core</td> <td>● ● ● ● ● ● ●</td> </tr> </table>	2-core	● ●	3-core	● ● ●	4-core	● ● ● ●	5-core	● ● ● ● ●	7-core	● ● ● ● ● ● ●
2-core	● ●										
3-core	● ● ●										
4-core	● ● ● ●										
5-core	● ● ● ● ●										
7-core	● ● ● ● ● ● ●										
Conductors	copper, multi-strand, flexible, class 5, as per PN-HD 60228:2007										
Insulation	Insulating PVC										
Sheath	Sheathing PVC										
Packing	100 m long discs and other forms requested by the customer										

Acceptable operating temperature
as per PN-EN 50565-1:2014-11,
PN-EN 50565-2:2014-11

- on conductor surface: max 70°C
- short-circuit conductor temperature: max 150°C
- transport, assembly, handling: min -5°C
- storage: max 40°C


Quantity and rated conductor cross-section	Highest rated wire diameter in a twine	Rated insulation thickness	Rated sheath thickness	Approximate outer diameter	Max conductor resistance at 20°C	Min insulation resistance at 70°C	Approx. cable weight
pcs. x mm ²	mm	mm	mm	mm	Ω/km	MΩ x km	kg/km
300/500 V							
2 x 0,75	0,21	0,6	0,8	7,2	26,0	0,011	54
2 x 1,0	0,21	0,6	0,8	7,5	19,5	0,010	61
2 x 1,5	0,26	0,7	0,8	8,6	13,3	0,010	82
2 x 2,5	0,26	0,8	1,0	10,6	7,98	0,009	127
3 x 0,75	0,21	0,6	0,8	7,6	26,0	0,011	64
3 x 1,0	0,21	0,6	0,8	8,0	19,5	0,010	74
3 x 1,5	0,26	0,7	0,9	9,4	13,3	0,010	103
3 x 2,5	0,26	0,8	1,1	11,4	7,98	0,009	160
3 x 4,0	0,31	0,8	1,2	13,1	4,98	0,007	218
4 x 0,5	0,21	0,6	0,8	8,2	39,0	0,013	64
4 x 0,75	0,21	0,6	0,8	8,3	26,0	0,011	78
4 x 1,0	0,21	0,6	0,9	9,0	19,5	0,010	94
4 x 1,5	0,26	0,7	1,0	11,5	13,3	0,010	132
4 x 2,5	0,26	0,8	1,1	12,5	7,98	0,009	197
4 x 4,0	0,31	0,8	1,2	14,0	4,95	0,007	271
4 x 6,0	0,31	0,8	1,2	15,2	3,3	0,006	380
5 x 0,5	0,21	0,6	0,9	9,4	39,0	0,013	82
5 x 0,75	0,21	0,6	0,9	9,6	26,0	0,011	100
5 x 1,0	0,21	0,6	0,9	9,8	19,5	0,010	116
5 x 1,5	0,26	0,7	1,1	11,6	13,3	0,010	147
5 x 2,5	0,26	0,8	1,2	13,9	7,98	0,009	230
5 x 4,0	0,31	0,8	1,4	16,1	4,95	0,007	348
5 x 6,0	0,31	0,8	1,4	17,1	3,3	0,006	470
7 x 1,0	0,21	0,6	1,0	12,0	19,5	0,010	150
7 x 1,5	0,26	0,7	1,2	14,0	13,3	0,010	220



**Automotive
cables**

YLYs 24 V
LgY-S 24 V

YLYs 24 V




PVC-insulated and sheathed automotive cables, multicore, intended for rated voltage of 24 V. Automotive cables (s) with multicore, copper conductors (L), with all-purpose PVC insulation (Y) and PVC sheathing (Y).

Recommended application: low-voltage electrical connections in vehicle trailers, as well as towing hook electrical fittings in road vehicles.

Rated voltage	24 V														
Number and rated conductor cross-section	2 ÷ 8 x 0,5 ÷ 1,5 mm ²														
Number and rated conductor cross-section	<table border="0"> <tr> <td>2-core</td> <td>● ●</td> </tr> <tr> <td>3-core</td> <td>● ● ●</td> </tr> <tr> <td>4-core</td> <td>● ● ● ○</td> </tr> <tr> <td>5-core</td> <td>● ● ● ● ○</td> </tr> <tr> <td>6-core</td> <td>● ● ● ● ● ●</td> </tr> <tr> <td>7-core</td> <td>● ● ● ● ● ● ○</td> </tr> <tr> <td>8-core</td> <td>● ● ● ● ● ● ○ ●</td> </tr> </table>	2-core	● ●	3-core	● ● ●	4-core	● ● ● ○	5-core	● ● ● ● ○	6-core	● ● ● ● ● ●	7-core	● ● ● ● ● ● ○	8-core	● ● ● ● ● ● ○ ●
2-core	● ●														
3-core	● ● ●														
4-core	● ● ● ○														
5-core	● ● ● ● ○														
6-core	● ● ● ● ● ●														
7-core	● ● ● ● ● ● ○														
8-core	● ● ● ● ● ● ○ ●														
Strands of any color can be manufactured at individual request.															
Conductors	Multi-strand, copper														
Insulation	All-purpose PVC														
Coating	Sheathing PVC														
Packing	100 m long discs and other forms requested by the customer														
Acceptable operating temperature	+70°C														

Quantity and rated conductor cross-section	Approximate outer diameter	Approx. cable weight
pcs. x mm ²	mm	kg/km
24 V		
2 x 0,5	4,8	2,4
3 x 0,5	5,5	40,2
4 x 0,5	6,1	55,6
4 x 0,75	6,4	61,5
4 x 1	6,8	76
5 x 0,75	7,1	78
6 x 0,5	7,0	68,4
6 x 0,6 + 1	7,7	94
6 x 1 + 1,5	8,6	125
7 x 0,5	7,5	76
7 x 0,75	8,0	98,9
7 x 1	8,5	120,3
7 x 1 + 1,5	9,2	145
7 x 1,5	9,8	168

LgY-S 24 V



Single core automotive cables, with a multi-strand, copper conductor (L), flexible (g), with automotive PVC insulation (Y-S), single-colored, intended for working in temperate climate conditions.

Recommended application: single core cables intended for low-voltage electrical installations in cars.

Standard	PN-E-90181:1974
Rated voltage	24 V
Number and rated conductor cross-section	1 x 0,5 ÷ 120 mm ²

Insulation color

Conductors of any color can be manufactured at individual request.



Conductors	Multi-strand, copper
Insulation	Automotive PVC
Packing	100 m long discs and other forms requested by the customer
Acceptable operating temperature	-40 ÷ 90°C


Rated conductor cross-section	Wire quantity	Max diameter of a single wire	Max conductor resistance at 20°C	Insulating wall thickness	Min external conductor diameter	Max overall diameter
mm ²	pcs.	mm	Ω/km	mm	mm	mm
0,5	16	0,21	39,000	0,6	2,0	2,3
0,75	24	0,21	26,000	0,6	2,3	2,6
1	32	0,21	19,500	0,6	2,4	2,7
1,5	30	0,26	13,300	0,6	2,7	3,0
2,5	50	0,26	7,980	0,6	3,2	3,5
4	56	0,31	4,950	0,6	3,7	4,0
6	84	0,31	3,300	0,6	4,8	5,1
10	80	0,41	1,910	0,8	6,3	6,7
16	126	0,41	1,210	0,8	7,4	7,8
25	196	0,41	0,780	1,0	9,4	9,8
35	276	0,41	0,554	1,2	11,2	11,7
50	400	0,41	0,386	1,4	13,1	13,7
70	555	0,41	0,272	1,4	15,0	15,6
95	740	0,41	0,206	1,6	18,4	19,0
120	960	0,41	0,161	1,6	19,6	29,3



**PA
and speaker cables**

SMYp 50 V
TLYp 50 V

SMYp 50 V



Flat PA and speaker cables, with a multi-strand conductor and white or black PVC insulation. One of the conductors is marked red.

Recommended application: for connecting speakers to amplifiers.

Quantity and rated conductor cross-section	Max diameter of a single wire	Estimated external conductor diameter	Estimated conductor weight	Cable length on the spool
pcs. x mm ²	mm	mm	kg/km	linear meter
50 V				
2 x 0,22	0,21	1,8 x 3,9	7,9	300
2 x 0,35	0,21	1,9 x 4,0	11,9	200
2 x 0,5	0,21	2,0 x 4,1	18,1	200
2 x 0,75	0,21	2,1 x 4,4	21,2	100
2 x 1	0,21	2,2 x 4,6	27,1	100
2 x 1,5	0,24	2,5 x 5,2	39,8	100

Rated voltage	50 V
Number and rated conductor cross-section	2 x 0,22 ÷ 1,5 mm ²
Core identification	<ul style="list-style-type: none"> ● black conductors, one of which is marked with a red strip ○ white conductors, one of which is marked with a red strip
Conductors	Multi-strand, copper
Insulation	PVC (white or black)
Packing	100 m, 200 m, 300 m long discs and other forms requested by the customer
Acceptable operating temperature	70°C

TLYp 50 V



Flat PA and speaker cables, with a multi-strand conductor and transparent PVC insulation. One of the conductors is marked red. Telecommunication cable (T), WITH multi-strand, copper conductors (L), WITH shared PVC insulation (Y), flat (p).

Recommended application: for connecting speakers to amplifiers.

Quantity and rated conductor cross-section	Max diameter of a single wire	Estimated external conductor diameter	Estimated conductor weight	Cable length on the spool
pcs. x mm ²	mm	mm	kg/km	linear meter
50 V				
2 x 0,22	0,21	1,8 x 3,9	7,4	300
2 x 0,35	0,21	1,9 x 4,0	11,4	200
2 x 0,5	0,21	2,0 x 4,1	15,6	200
2 x 0,75	0,21	2,1 x 4,4	19,6	100
2 x 1	0,21	2,2 x 4,6	24,6	100
2 x 1,5	0,24	2,5 x 5,2	38,6	100
2 x 2,5	0,24	3,3 x 6,9	60,4	100
2 x 4	0,28	4,1 x 8,5	85,7	100


Rated voltage	50 V
Number and rated conductor cross-section	2 x 0.22 ÷ 4 mm ²
Core identification	transparent conductors, one of which is marked with a red strip
Conductors	Multi-strand, copper
Insulation	transparent PVC
Packing	100 m, 200 m, 300 m long discs and other forms requested by the customer
Acceptable operating temperature	70°C



Telecommunication and ICT cables

YTDY
YTKSY
EKH-155
EKRF-240
RG-40
RG-100

YTDY 100 V




Cables for alarm and intercom systems. YTDY - telecommunication cable (T), with a single core, copper conductor of 0.5 mm in diameter (D), with PVC insulation (Y) and PVC sheathing (Y).

Recommended application: the cables are intended for control, signaling, supervision systems, as well as measuring and data transmission systems carrying analog and digital signals in industrial electronics and automation installations - intended for fixed installation - intercom systems and alarm devices.

Standard	PN-92-T-90320
Rated voltage	100 V
Number and rated conductor cross-section	2 ÷ 12 x 0,5 mm
Core identification	
Insulation	copper, single core, class 1, as per PN-EN 60228:2007
Packing	All-purpose insulating PVC
Acceptable operating temperature	100 m long discs or 500/1000 m drums
Minimum bending radius	<ul style="list-style-type: none"> • on conductor surface: max 50°C • transport, assembly, handling: min -5°C • storage: max 40°C
Minimum bending radius	10 times cable diameter

Number of conductors x diameter	Rated insulation thickness	Rated coating thickness	Estimated external conductor diameter	Strand insulation resistance at 20°C min	Approx. cable weight
pcs. x mm	mm	mm	mm	mΩ x km	kg/km
100 V					
2 x 0,5	0,2	0,5	3,5	200	11,5
4 x 0,5	0,2	0,5	4,0	200	17,4
6 x 0,5	0,2	0,5	4,7	200	23,5
8 x 0,5	0,2	0,5	5,2	200	35
10 x 0,5	0,2	0,5	6,0	200	30
12 x 0,5	0,2	0,5	6,2	200	41,5

YTKSY up to 300 V



Station (S) telecommunication cable (T), with PVC insulation (Y) and PVC sheathing (Y), with copper conductors.


Recommended application: for connecting telephones, telegraphs, television broadcast and information processing devices operating in temperate or tropical climate conditions - for fixed installation - intercom installations and alarm devices.

Standard	PN-92/T-90321, PN-92/T-90320, EKNZ 03-15
Rated voltage	up to 300 V
Number and rated conductor cross-section	1 ÷ 10 x 2 x 0,5 mm ²
Core identification	Bundle no. 1: white-blue, 2: white-orange, 3: white-green, 4: white-brown, 5: white-gray, 6: red-blue, 7: red-orange, 8: red-green, 9: red-brown, 10: red-gray, 11: gray-blue, 12: black-orange
Conductor	copper, single core, class 1, as per PN-EN 60228:2007
Insulation	All-purpose insulating PVC
Sheath	all-purpose sheathing PVC, the possibility of applying an oil-resistant sheath
Packing	100 m long discs or 500/1000 m drums
Acceptable operating temperature	<ul style="list-style-type: none"> • transport, assembly, handling: min -15°C up to 50°C • storage: max 40°C • the cables are intended to operate at -40°C to 70°C and at relative air humidity up to 90%

Number of conductors x diameter	Rated insulation thickness	Rated coating thickness	Estimated external conductor diameter	Strand insulation resistance at 20°C min	Approx. cable weight
pcs. x mm	mm	mm	mm	mΩ x km	kg/km
1 x 2 x 0,5	0,2	0,5	3,5	200	11,5
2 x 2 x 0,5	0,2	0,5	4,0	200	17,4
3 x 2 x 0,5	0,2	0,5	4,7	200	23,5
5 x 2 x 0,5	0,2	0,5	6,0	200	30
10 x 2 x 0,5	0,2	0,5	7,1	200	57

EKH-155

YWLXpek 50-1,17²/3,9



Coaxial cable with a multi-strand, copper conductor, with polyethylene insulation and PVC sheathing - screened.

Recommended application: Intended for WLAN computer network up to 2.4 GHz.

Acoustic impedance	50 Ω
Packing	100 m, 200 m, 300 m long discs and other forms requested by the customer
Temperature range	-40°C ÷ 80°C
Bending radius	35
Estimated cable weight	48,4 (kg/km)

Cable structure

Conductor	19x0.28
Insulation	polyethylene foam
Diameter	3.9 mm
Armoring	Cu 80% wire braiding + Al foil
Sheath	Black PVC
Outer diameter	5.4

Electrical properties of EKH-155 at 20°C

Acoustic impedance	Effective capacity	Wave reduction factor	Direct current resistance	Average acoustic impedance at frequency	
Ω	pF/m at f=1 kHz	%	mΩ /m	MHz	dB/100 m
50 ± 2	82	81	32	50	6,5
				100	9,3
				230	14,1
				300	16,3
				470	16,9
				600	18,2
				1000	30,9
				1350	35,9
				2150	46,9

EKRF-240

YWDXpek 50·1,45/3,81



Coaxial cable with a single core, copper conductor, with polyethylene insulation and PVC sheathing - screened.

Recommended application: Intended for computer networks up to 5 GHz and for CB radio.

Electrical properties of EKRF-240 at 20°C

Acoustic impedance	Effective capacity	Wave reduction factor	DC conductor resistance	Direct current resistance of the outer strand
Ω	pF/m at f=1 kHz	%	m Ω /m	m Ω /m
50 ± 2	69	77	10,3	11

Acoustic impedance	50 Ω
Packing	100 m long discs and other forms requested by the customer
Temperature range	-20°C ÷ 70°C
Bending radius	30
Estimated cable weight	49 (kg/km)
Cable structure	
Conductor [mm]	Ø1.45 wire
Insulation	foam
Diameter	3.81 mm
Armoring	Cu 90% wire braiding + Al foil
Sheath	Black PVC
Outer diameter	6.1 mm

RG-40

(RG 58) YWLKek 50-0,60²/3,0



Coaxial cable with a multi-strand, copper conductor, with polyethylene insulation and PVC sheathing - screened.

Recommended application: Intended for computer networks and for CB radio.

Electrical properties of RG-40 at 20°C

Acoustic impedance	Effective capacity	Wave reduction factor	DC conductor resistance	Direct current resistance of the outer conductors	Average acoustic impedance at frequency	
					MHz	dB/100 m
Ω	pF/m at f=1 kHz	%	mΩ / m	mΩ / m		
50 ± 2	103	66	32,5	13,4	1	1,1
					50	10,5
					100	15,4
					200	22,6
					500	37,7
					1000	58,3

Acoustic impedance	50 Ω
Packing	100 m long discs and other forms requested by the customer
Temperature range	-20°C ÷ 70°C
Bending radius	25
Estimated cable weight	30,3 (kg/km)

Cable structure

Conductor [mm ²]	0.6 line
Insulation	solid polyethylene
Diameter	3.0 mm
Armoring	Cu 40% wire braiding + Al foil
Sheath	Black PVC
Outer diameter	4.95 mm

RG-100

(RG 58) YWLX90%ek 50-0,60²/3,0



Coaxial cable with a multi-strand, copper conductor, with polyethylene insulation and PVC sheathing - screened.

Recommended application: Intended for computer networks and for CB radio.

Electrical properties of RG-100 at 20°C

Acoustic impedance	Effective capacity	Wave reduction factor	DC conductor resistance	Direct current resistance of the outer conductors	Average acoustic impedance at frequency	
					MHz	dB/100 m
Ω	pF/m at f=1 kHz	%	mΩ / m	mΩ / m		
50 ± 2	103	66	32,5	13,4	1	1,1
					50	10,5
					100	15,4
					200	22,6
					500	37,7
					1000	58,3

Acoustic impedance	50 Ω
Packing	100 m long discs and other forms requested by the customer
Temperature range	-20°C ÷ 70°C
Bending radius	25
Estimated cable weight	39 (kg/km)

Cable structure

Conductor [mm ²]	0.6 line
Insulation	solid polyethylene
Diameter	3.0 mm
Armoring	Cu 90% wire braiding
Sheath	Black PVC
Outer diameter	4.95 mm



**RTV, SAT, CCTV
concentric coaxial cables**

K-60 K60 + 2 x 0,5
K60 + 2 x 0,35

K-75

K-100 2 x K-100


K-1000 2 x K-1000

HD-1000

CCTV CCTV + 2 x 0,35
CCTV + 2 x 0,5
CCTV + 2 x 0,75
CCTV + 3 x 0,5

K-60

YWDXek 75-0,59/3,7



High-frequency coaxial cable (W), with an internal single core conductor (D), with polyethylene insulation, with armoring comprising copper wire braiding (ek), in PVC sheathing (Y).

Recommended application: radio, TV, cable TV.

Acoustic impedance	75 ± 3Ω
Packing	100 m long discs and other forms requested by the customer
Temperature range	-30°C ÷ 75°C
Bending radius	40
Estimated cable weight	33,5 (kg/km)

Cable structure

Conductor	Cu Ø 0.59 copper
Insulation	PE
Diameter	3,7 mm
Armoring	Cu wire braiding + Al foil
Sheath	white or black PVC
Outer diameter	5.8 mm


The cable is available with power conductors

- K60 + 2 x 0.35
- K60 + 2 x 0.5

	75-0,59/3,7 K-60 + 2x 0,35	75-0,59/3,7 K-60 + 2x 0,5
Estimated cable weight (kg/km)	49,3	56,7

K-75

YWDXek 75-0,75/4,8



High-frequency coaxial cable (W), with an internal single core conductor (D), with polyethylene insulation, with armoring comprising copper wire braiding (ek), in PVC sheathing (Y).

Recommended application: radio, TV, cable TV.

Acoustic impedance	75 ± 3Ω
Packing	100 m long discs and other forms requested by the customer
Temperature range	-30°C ÷ 75°C
Bending radius	40
Estimated cable weight	45,3 (kg/km)

Cable structure

Conductor	Cu Ø 0,75 copper
Insulation	solid polyethylene
Diameter	4.8 mm
Armoring	Cu wire braiding + Al foil
Sheath	white or black PVC
Outer diameter	7.2 mm

Electrical properties of K-75 at 20°C

Acoustic impedance	Effective capacity	Wave reduction factor	DC conductor resistance	Direct current resistance of the outer strand	Average acoustic impedance at frequency	
					MHz	dB/100 m
75 ± 3	67,1	66	38,7	13	1	0,9
					50	5,8
					100	8,4
					200	11,7
					300	14,8
					500	20,0
					800	26,5
					1000	30,3
					1500	38,5
					2000	45,6
					2400	50,9

K-100

YWDXpek 75-1,05/4,8



High-frequency coaxial cable (W), with an internal single core conductor (D), with polyethylene foam (p) insulation, with armoring comprising copper wire braiding (ek), in PVC sheathing (Y).

Recommended application: radio, TV, satellite antennas, cable TV, digital TV.

Acoustic impedance	75 ± 3Ω
Packing	100 m long discs and other forms requested by the customer
Temperature range	-30°C ÷ 75°C
Bending radius	40
Estimated cable weight	41,8 (kg/km)

Cable structure

Conductor	copper Cu Ø 1,05
Insulation	polyethylene foam
Diameter	4.8 mm
Armoring	Cu wire braiding + Al foil
Sheath	white or black PVC
Outer diameter	6.8 mm

Electrical properties of K-100 at 20°C

Acoustic impedance	Effective capacity	Wave reduction factor	DC conductor resistance	Direct current resistance of the outer strand	Average acoustic impedance at frequency	
					MHz	dB/100 m
Ω	pF/m at f=1 kHz	%	mΩ / m	mΩ / m		
75 ± 3	52,18	83	20	27	5	1,87
					100	5,02
					200	8,47
					400	12,32
					600	15,37
					800	17,92
					1000	20,26
					1200	22,33
					1400	24,43
					1600	26,20
					1800	27,98
					2000	29,73
					2200	31,40

K-1000 HD

YWDXpek 75-1,05/4,8



High-frequency coaxial cable (W), with an internal single core conductor (D), with polyethylene foam (p) insulation, with armoring comprising copper wire braiding (ek), in PVC sheathing (Y).

Recommended application: satellite TV, HD TV

Acoustic impedance	75 ± 3Ω
Packing	100 m long discs and other forms requested by the customer
Temperature range	-30°C ÷ 75°C
Bending radius	40
Estimated cable weight	42,7 (kg/km)
The cable is available in the following version	2xK-1 000

Cable structure

Conductor	copper Cu Ø 1.05
Insulation	polyethylene foam
Diameter	4.8 mm
Armoring	Cu wire braiding + Cu foil
Sheath	white or black PVC
Outer diameter	6.6 mm

Electrical properties of K-1000 HD at 20°C

Acoustic impedance	Effective capacity	Wave reduction factor	DC conductor resistance	Direct current resistance of the outer strand	Average acoustic impedance at frequency	
					MHz	dB/100 m
Ω	pF/m at f=1 kHz	%	mΩ /m	mΩ /m		
75 ± 3	56,5	83	20	24	50	4
					100	5,8
					200	8,3
					400	11,9
					600	14,9
					800	17,3
					1000	19,6
					1500	24,5

HD-1000 FHD

YWDXpek 75-1,15/4,8



High-frequency coaxial cable (W), with an internal single core conductor (D), with polyethylene foam (p) insulation, with armoring comprising copper wire braiding (ek), in PVC sheathing (Y).

Recommended application: satellite TV, HD TV, Full HD, D, 4k, UltraHD.

Acoustic impedance	75 ± 3Ω
Packing	100 m long discs and other forms requested by the customer
Temperature range	-30°C ÷ +75°C
Bending radius	40
Estimated cable weight	47 (kg/km)

Cable structure


Conductor	copper Cu Ø 1.15
Insulation	polyethylene foam
Diameter	4.8 mm
Armoring	Cu wire braiding + Cu foil
Sheath	white or black PVC
Outer diameter	6.6 mm

Electrical properties of K-1000 FHD at 20°C

Acoustic impedance	Effective capacity	Wave reduction factor	DC conductor resistance	Direct current resistance of the outer strand	Average acoustic impedance at frequency	
					MHz	dB/100 m
75 ± 3	pF/m at f=1 kHz 56,6	% 83	mΩ /m 16	mΩ /m 24	50	1,3
					100	5,6
					200	8,10
					600	14,4
					800	16,9
					1000	19,1
					1200	21,1
					1500	23,7

CCTV (RG-59)

YWDX100%ek 75-0,59/3,7



High-frequency coaxial cable (W), with an internal single core conductor (D), with polyethylene insulation, with armoring comprising copper wire braiding (100%ek), in PVC sheathing (Y).

Recommended application: CCTV

Acoustic impedance	75 ± 3 Ω
Packing	100 m long discs and other forms requested by the customer
Temperature range	-40°C ÷ 80°C
Bending radius	35
Estimated cable weight	41 (kg/km)
The cable is available with power conductors	CCTV + 2 x 0,35 CCTV + 2 x 0,5 CCTV + 2 x 0,75 CCTV + 3 x 0,5

Cable structure

Conductor	copper Cu Ø 0.59
Insulation	solid polyethylene
Diameter	3.7 mm
Armoring	Cu 100% wire braiding
Sheath	white or black PVC
Outer diameter	6.15 mm

	75-0,59/3,7 (CCTV) RG59 + 2x 0,35	75-0,59/3,7 (CCTV) RG59 + 2x 0,5	75-0,59/3,7 (CCTV) RG59 + 2x 0,75	75-0,59/3,7 (CCTV) RG59 + 3x 0,5
Estimated conductor weight (kg/km)	58,2	67,3	75,0	75,5

Electrical properties of CCTV at 20°C


Acoustic impedance	Effective capacity	Wave reduction factor	DC conductor resistance	Direct current resistance of the outer strand	Average acoustic impedance at frequency	
					MHz	dB/100 m
Ω	pF/m at f=1 kHz	%	mΩ /m	mΩ /m	MHz	dB/100 m
75 ± 3	63,9	68	60	21	50	7,3
					100	10,2
					200	14,7
					400	21,6
					600	27,2
					800	32,1
					1000	36,4
					1500	46,6



Power cables

YKY NYY-J/0

YKY (NYY-J/O) 0,6/1 kV



Copper power cables (K) supporting rated voltage of 0.6/1 kV, with PVC insulation (Y) and PVC sheathing (Y).

Recommended application: for transmitting electricity, both indoors and outdoors, in cable conduits or for laying directly in the ground.

Standard	IEC 60502-1:2004, NZ001-17										
Flame propagation	(CPR) Eca										
Rated voltage	0,6 / 1 kV										
Number and rated conductor cross-section	1 ÷ 5 x 1 ÷ 300 mm ²										
Core identification as per PN-HD 308 S2:2007	<table style="width: 100%; border: none;"> <tr> <td>1-core</td> <td style="text-align: center;">● ●</td> </tr> <tr> <td>2-core</td> <td style="text-align: center;">● ●</td> </tr> <tr> <td>3-core</td> <td style="text-align: center;">● ● ●</td> </tr> <tr> <td>4-core</td> <td style="text-align: center;">● ● ● ●</td> </tr> <tr> <td>5-core</td> <td style="text-align: center;">● ● ● ● ●</td> </tr> </table>	1-core	● ●	2-core	● ●	3-core	● ● ●	4-core	● ● ● ●	5-core	● ● ● ● ●
1-core	● ●										
2-core	● ●										
3-core	● ● ●										
4-core	● ● ● ●										
5-core	● ● ● ● ●										
Conductors	1 ÷ 16 mm ² class 1, single core, copper 25 ÷ 300 mm ² class 2 multi-strand, copper - RM or condensed - RMC, sectoral - SM										
Insulation	Insulating PVC										
Sheath	Insulating PVC										

Acceptable operating temperatures

- on conductor surface: max 70°C
- short-circuit conductor temperature: max 160°C
- lowest acceptable cable temperature when laid without heating: -5°C
- storage: max 40°C

In the case of fixed installation, works must be carried out at -40°C to 70°C and at relative air humidity up to 100%. The smallest permissible cable bending radius equals 10 times the outer diameter of the cable.

Cable type	Number of wires in a conductor	Rated insulation thickness	Rated sheath thickness	Rated bedding thickness	Design outer cable dimensions for RM/E conductors	Max conductor resistance at 20°C	Min insulation resistance at 70°C	Approx. cable weight
pcs. x mm ²	pcs.	mm	mm	mm	mm	Ω / km	mΩ x km	kg/km
0,6/1kV								
1 x 1	1	0,8	1,4	-	5,50	10,10	11,0	40,5
1 x 1,5	1	0,8	1,4	-	5,70	12,20	9,5	46,5
1 x 2,5	1	0,8	1,4	-	6,10	7,41	8,1	59
1 x 4	1	1,0	1,4	-	7,00	4,61	8,1	83
1 x 6	1	1,0	1,4	-	7,50	3,08	7,0	105
1 x 10	1	1,0	1,4	-	8,30	1,83	5,9	149
1 x 16	1	1,0	1,4	-	9,25	1,15	4,2	212
1 x 25	7	1,2	1,4	-	11,0	0,727	4,2	310
1 x 35	7	1,2	1,4	-	12,0	0,524	3,5	395
1 x 50	19	1,4	1,4	-	13,70	0,387	3,5	535
1 x 70	19	1,4	1,4	-	15,45	0,268	3,1	751
1 x 95	19	1,6	1,5	-	17,50	0,193	3,0	977
1 x 120	37	1,6	1,6	-	19,65	0,153	2,7	1295
1 x 150	37	1,8	1,6	-	21,35	0,124	2,7	1541
1 x 185	37	2	1,7	-	23,70	0,0991	2,7	1939
1 x 240	61	2,2	1,8	-	26,70	0,0754	2,7	2497
1 x 300	61	2,4	1,9	-	29,70	0,0601	2,6	3140
2 x 1	1	0,8	1,8	-	9,0	18,10	11	103
2 x 1,5	1	0,8	1,8	-	9,4	12,2	9,5	118
2 x 2,5	1	0,8	1,8	-	10,2	7,41	8,1	150
2 x 4	1	1	1,8	-	12	4,61	8,1	215
2 x 6	1	1	1,8	-	13	3,08	7	272
2 x 10	1	1	1,8	-	14,6	1,83	5,9	379
2 x 16	1	1	1,8	1	18,5	1,15	4,2	629
2 x 25	7	1,2	1,8	1	22,0	0,727	4,2	880
2 x 35	7	1,2	1,8	1	24,0	0,524	3,5	1100
2 x 50	19	1,4	1,9	1	28,5	0,387	3,5	1540
2 x 70	19	1,4	2,0	1	32,1	0,200	3,1	2073
3 x 1	1	0,8	1,8	-	9,30	18,10	11,0	117
3 x 1,5	1	0,8	1,8	-	9,80	12,20	9,5	137
3 x 2,5	1	0,8	1,8	-	10,60	7,41	8,1	177
3 x 4	1	1,0	1,8	-	12,50	4,61	8,1	258
3 x 6	1	1,0	1,8	-	13,60	3,08	7,0	333
3 x 10	1	1,0	1,8	-	15,30	1,83	5,9	474
3 x 16	1	1,0	1,8	1	19,40	1,15	4,2	762
3 x 25	7	1,2	1,8	1	23,10	0,727	4,2	1109
3 x 35	7	1,2	1,8	1	25,20	0,524	3,5	1399
3 x 50	19	1,4	1,9	1	30,10	0,387	3,5	1965
3 x 70	19	1,4	2,0	1	34,00	0,268	3,1	2685
3 x 95	19	1,6	2,2	1,2	39,50	0,193	3,0	3769
3 x 120	37	1,6	2,3	1,2	42,90	0,153	2,7	4572
3 x 150	37	1,8	2,5	1,2	47,30	0,124	2,7	5598
3 x 185	37	2	2,7	1,2	52,50	0,0991	2,7	7004
3 x 240	37	2,20	2,8	1,2	58,30	0,0754	2,7	8717

Cable type	Number of wires in a conductor	Rated insulation thickness	Rated sheath thickness	Rated bedding thickness	Design outer cable dimensions for RM/E conductors	Max conductor resistance at 20°C	Min insulation resistance at 70°C	Approx. cable weight
pcs. x mm ²	pcs.	mm	mm	mm	mm	Ω /km	mΩ x km	kg/km
4 x 1	1	0,8	1,8	-	10,10	18,10	11,0	140
4 x 1,5	1	0,8	1,8	-	10,55	12,20	9,5	163
4 x 2,5	1	0,8	1,8	-	11,50	7,41	8,1	215
4 x 4	1	1,0	1,8	-	13,70	4,61	8,1	317
4 x 6	1	1,0	1,8	-	14,90	3,08	7,0	413
4 x 10	1	1,0	1,8	-	16,80	1,83	5,9	593
4 x 16	1	1,0	1,8	1	21,10	1,15	4,2	946
4 x 25	7	1,2	1,8	1	25,30	0,727	4,2	1387
4 x 35	7	1,2	1,8	1	27,80	0,524	3,5	1767
4 x 50	19	1,4	2,0	1	33,30	0,387	3,5	2488
4 x 70	19	1,4	2,2	1	37,70	0,268	3,1	3416
4 x 95	19	1,6	2,4	1,2	43,90	0,193	3,0	4789
4 x 120	37	1,6	2,5	1,2	47,70	0,153	2,7	5820
4 x 150	37	1,8	2,7	1,2	52,70	0,124	2,7	7138
4 x 185	37	2	2,9	1,2	58,60	0,0991	2,7	8950
4 x 240	37	2,2	3,1	1,2	65,60	0,0754	2,7	11130
5 x 1	1	0,8	1,8	-	10,8	18,10	11,0	165
5 x 1,5	1	0,8	1,8	-	11,4	12,20	9,5	197
5 x 2,5	1	0,8	1,8	-	12,5	7,41	8,1	262
5 x 4	1	1,0	1,8	-	14,9	4,61	8,1	388
5 x 6	1	1,0	1,8	-	16,2	3,08	7,0	507
5 x 10	1	1,0	1,8	1	18,4	1,83	5,9	736
5 x 16	1	1,0	1,8	1	23,0	1,15	4,2	1138
5 x 25	7	1,2	1,8	1	27,8	0,727	4,2	1681
5 x 35	7	1,2	1,9	1	30,7	0,524	3,5	2456
5 x 50	19	1,4	2,1	1	36,7	0,387	3,5	3258
5 x 70	19	1,4	2,3	1	41,6	0,268	3,1	4335
5 x 95	19	1,6	2,5	1,2	48,6	0,193	3,0	6007
5 x 120	37	1,6	2,7	1,2	53	0,153	2,7	7114
5 x 150	37	1,8	2,9	1,2	58,5	0,124	2,7	8718
5 x 185	37	2	3,3	1,2	65,1	0,0991	2,7	10938
5 x 240	37	2,2	3,3	1,2	72,3	0,0754	2,7	13617



**Rubber-insulated
rubber-sheathed cables**

H01N2-D (OnS)

H05RR-F (OW)

H07RN-F (OnPd)

H05RN-F

H01N2-D OnS



Rubber-sheathed cables with normal-flexibility conductors. The cables are manufactured in accordance with a harmonized standard (H), intended to support rated voltage of 100/100V (05), with chloroprene rubber sheathing (N2), with normal-flexibility conductors (D). Cables resistant to oil, gasoline, light, ozone, oxygen and protective gas.

Recommended application: for connecting welding devices to electrode handles and the welded object, intended for working in dry and humid environments, indoors and outdoors, in handicraft or farm workshops, shipyards, construction sites.


Standards	PN-EN 50525-2-81 Fire retardancy: PN-EN 60332-1-2
Rated voltage	100/100 V
Number and rated conductor cross-section	1 x 16 ÷ 120 mm ²
Sheath color	black
Conductors	Multi-strand, copper, class 6
Sheath	flame-retardant and oil-resistant rubber mix
Packing	100 m long discs and other forms requested by the customer

Acceptable operating temperature

- max conductor operating temperature: max 85°C
- min ambient temperature during cable installation: -20°C
- max conductor short-circuit temperature: 250°C

Rated conductor cross-section	Max diameter of wires in a strand	Rated coating thickness	Approximate outer diameter	Max cable insulation resistance at 20°C	Approx. cable weight
mm ²	mm	mm	mm	Ω x km	kg/km
100/100 V					
16	0,21	2,0	8,9	1,21	203
25	0,21	2,0	10,1	0,780	291
35	0,21	2,0	11,4	0,554	394
50	0,21	2,2	13,2	0,386	551
70	0,21	2,4	15,3	0,272	766
95	0,21	2,6	17,4	0,206	995
120	0,21	2,8	19,7	0,161	1263

H05RR-F^{OW}



Multicore cables with rubber insulation and sheathing, intended for mobile and portable receivers. The cables are manufactured in accordance with a harmonized standard (H), intended to support rated voltage of 300/500V (05), with EPR rubber insulation (R) and EPR rubber (NR), with flexible conductors (F).

Recommended application: for common household applications, i.e. to be used in rooms, kitchens, offices and to power devices, where cables are exposed to small mechanical stress (e.g. vacuum cleaners, kitchen appliances, toasters).

Standards	PN-EN 50525-2-21										
Rated voltage	300/500 V										
Number and rated conductor cross-section	2 ÷ 7 x 0,75 ÷ 6 mm ²										
Core identification as per PN-HD 308 S2:2007	<table border="0"> <tr> <td>2-core</td> <td>● ●</td> </tr> <tr> <td>3-core</td> <td>● ● ●</td> </tr> <tr> <td>4-core</td> <td>● ● ● ●</td> </tr> <tr> <td>5-core</td> <td>● ● ● ● ●</td> </tr> <tr> <td>7-core</td> <td>at the customer's request</td> </tr> </table>	2-core	● ●	3-core	● ● ●	4-core	● ● ● ●	5-core	● ● ● ● ●	7-core	at the customer's request
2-core	● ●										
3-core	● ● ●										
4-core	● ● ● ●										
5-core	● ● ● ● ●										
7-core	at the customer's request										
Conductors	copper, multi-strand, class 5, as per PN-EN 60228:2007										
Insulation	EPR EI4 rubber										
Sheath	EPR EM3 all-purpose rubber										
Packing	100 m long discs and other forms requested by the customer										


Acceptable operating temperatures

- of the strand, when the cable is in operation: max 60°C
- ambient, during cable installation: -25°C
- max strand short-circuit temperature: 200°C

Quantity and rated conductor cross-section	Max diameter of wires in a strand	Rated insulation thickness	Rated coating thickness	Approximate outer diameter	Max conductor insulation resistance at 20°C	Approx. cable weight
pcs. x mm ²	mm	mm	mm	mm	Ω x km	kg/km
300/500 V						
2 x 0,75	0,21	0,6	0,8	6,1	26,7	52
2 x 1	0,21	0,6	0,9	6,6	20,0	61
2 x 1,5	0,24	0,8	1,0	8,2	13,7	94
2 x 2,5	0,24	0,9	1,1	9,8	8,21	137
3 x 0,75	0,21	0,6	0,9	6,7	26,7	64
3 x 1	0,21	0,6	0,9	6,9	20,0	73
3 x 1,5	0,24	0,8	1,0	8,7	13,7	112
3 x 2,5	0,24	0,9	1,1	10,3	8,21	166
3 x 4	0,28	1,0	1,2	12,0	5,09	234
3 x 6	0,28	1,0	1,4	13,6	3,39	319
4 x 0,75	0,21	0,6	0,9	7,3	26,7	77
4 x 1	0,21	0,6	0,9	7,6	20,0	89
4 x 1,5	0,28	0,8	1,1	9,7	13,7	140
4 x 2,5	0,24	0,9	1,2	11,5	8,21	207
4 x 4	0,28	1,0	1,3	13,3	5,09	293
4 x 6	0,28	1,0	1,5	15,1	3,39	400
5 x 0,75	0,21	0,6	1,0	8,1	26,7	98
5 x 1	0,21	0,6	1,0	8,5	20,0	113
5 x 1,5	0,24	0,8	1,1	10,6	13,7	172
5 x 2,5	0,24	0,9	1,3	12,8	8,21	260
5 x 4*	0,28	1,0	1,5	15,0	5,09	374
5 x 6*	0,28	1,0	1,6	16,5	3,39	530
7 x 1*	0,21	0,6	0,9	9,8	20,0	165

* The cable is not covered with the standard.

H07RN-F OnPd




Multicore cables with rubber insulation and sheathing, intended for mobile and portable receivers. The cables are manufactured in accordance with a harmonized standard (H), intended to support rated voltage of 450/750V (07), with rubber insulation (R) and fire-retardant chloroprene rubber (N), with flexible conductors (F).

Recommended application: the cables are intended for powering electrical mobile and portable receivers, in household and industrial applications, working in temperate climate conditions.

Standards	PN-EN 50525-2-21 Fire retardant: PN-EN 60332-1-2										
Rated voltage	450/750 V										
Number and rated conductor cross-section	2 ÷ 7 x 1 ÷ 35 mm ²										
Coreidentification as per PN-HD 308 S2:2007	<table border="0"> <tr> <td>2-core</td> <td>● ●</td> </tr> <tr> <td>3-core</td> <td>● ● ●</td> </tr> <tr> <td>4-core</td> <td>● ● ● ●</td> </tr> <tr> <td>5-core</td> <td>● ● ● ● ●</td> </tr> <tr> <td>7-core</td> <td>at the customer's request</td> </tr> </table>	2-core	● ●	3-core	● ● ●	4-core	● ● ● ●	5-core	● ● ● ● ●	7-core	at the customer's request
2-core	● ●										
3-core	● ● ●										
4-core	● ● ● ●										
5-core	● ● ● ● ●										
7-core	at the customer's request										
Conductors	copper, multi-strand, class 5, as per PN-EN 60228:2007										
Insulation	EPR EI4 rubber										
Sheath	oil-resistant and fire-retardant rubber										
Packing	100 m long discs and other forms requested by the customer										
Acceptable operating temperatures	<ul style="list-style-type: none"> max conductor operating temperature: 60°C min ambient temperature during cable installation: -25°C max strand short-circuit temperature: 200°C 										

Quantity and rated conductor cross-section	Insulation thickness	Sheath thickness	Max outer diameter	Max conductor insulation resistance at 20°C	Approx. cable weight
pcs. x mm ²	mm	mm	mm	Ω x km	kg/km
450/750 V					
2 x 1	0,8	1,3	10,0	19,5	88
2 x 1,5	0,8	1,5	11,0	13,3	110
2 x 2,5	0,9	1,7	13,1	7,98	154
2 x 4	1,0	1,8	15,1	4,95	222
2 x 6	1,0	2,0	16,8	3,30	315
2 x 10	1,2	3,1	22,6	1,91	550
2 x 16	1,2	3,3	25,7	1,21	740
2 x 25	1,4	3,6	30,7	0,78	1070
3 x 1	0,8	1,4	10,7	19,5	106
3 x 1,5	0,8	1,6	11,9	13,3	135
3 x 2,5	0,9	1,8	14,0	7,98	200
3 x 4	1,0	1,9	16,2	4,95	275
3 x 6	1,0	2,1	18,0	3,30	390
3 x 10	1,2	3,3	24,2	1,91	670
3 x 16	1,2	3,5	27,6	1,21	930
3 x 25	1,4	3,8	33,0	0,78	1350
4 x 1	0,8	1,5	11,9	19,5	133
4 x 1,5	0,8	1,7	13,1	13,3	165
4 x 2,5	0,9	1,9	15,5	7,98	245
4 x 4	1,0	2,0	17,9	4,95	330
4 x 6	1,0	2,3	20,0	3,30	500
4 x 10	1,2	3,4	26,5	1,91	840
4 x 16	1,2	3,6	30,1	1,21	1160
4 x 25	1,4	4,1	36,6	0,78	1730
4 x 35	1,4	4,4	41,1	0,55	2300
5 x 1	0,8	1,6	13,1	19,5	170
5 x 1,5	0,8	1,8	14,4	13,3	210
5 x 2,5	0,9	2,0	17,0	7,98	300
5 x 4	1,0	2,2	19,9	4,95	425
5 x 6	1,0	2,5	22,2	3,30	620
5 x 10	1,2	3,6	29,1	1,91	1030
5 x 16	1,2	3,9	33,3	1,21	1460
5 x 25	1,4	4,4	40,4	0,78	2170
7 x 1,5	0,8	1,9	13	13,0	27,5
7 x 2,5	0,9	2,1	14,5	7,95	38,5

H05RN-F

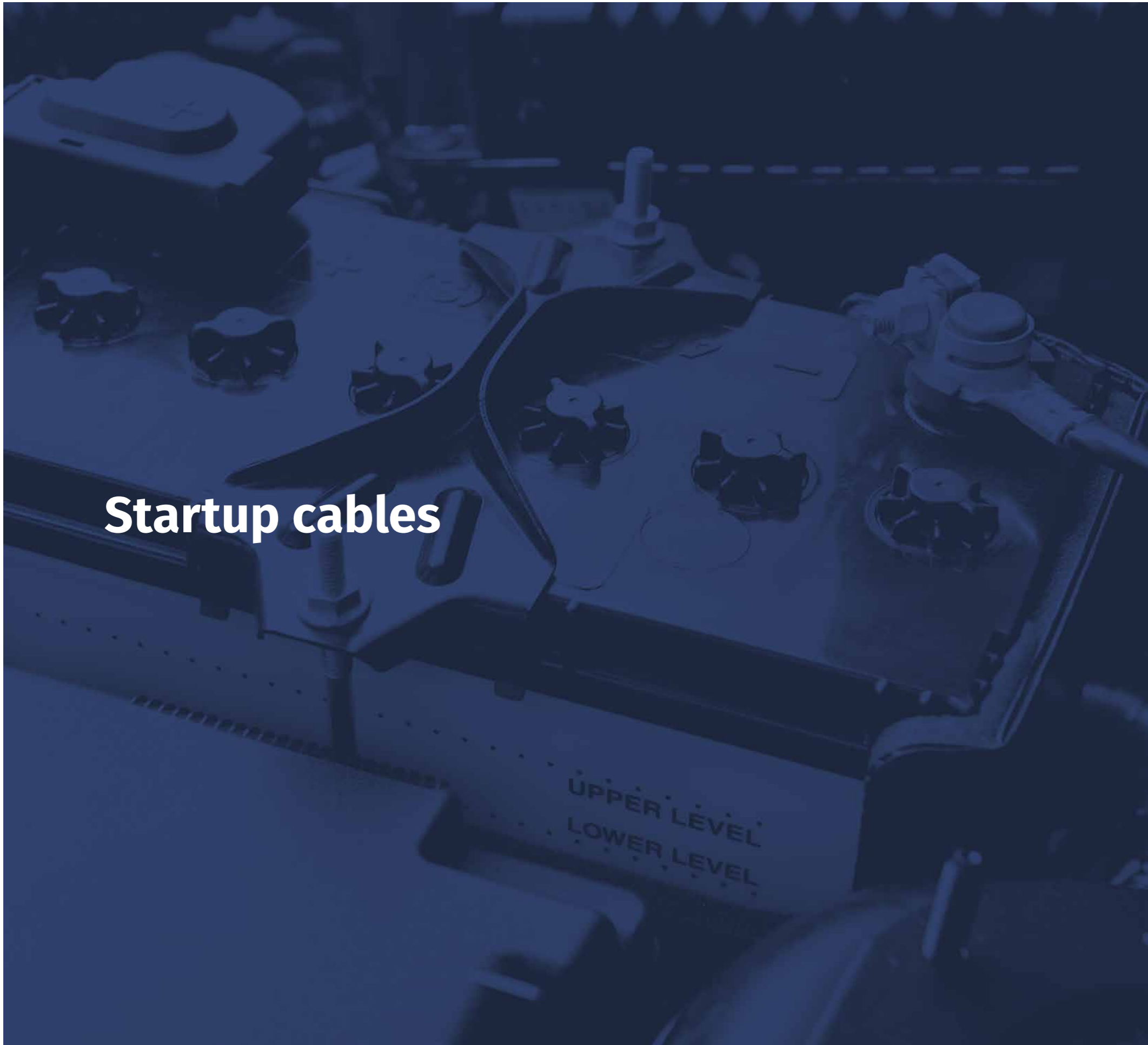


Multicore cables with rubber insulation and sheathing, intended for mobile and portable receivers. The cables are manufactured in accordance with a harmonized standard (H), intended to support rated voltage of 300/500V (05), with rubber insulation (R) and fire-retardant chloroprene rubber (N), with flexible conductors (F).

Recommended application: for common household applications, i.e. to be used in rooms, kitchens, offices and to power devices, where cables are exposed to small mechanical stress (e.g. vacuum cleaners, kitchen appliances, toasters) and as connectors to garden devices.

Standards	PN-EN 50525-2-21 Fire retardant: PN-EN 60332-1-2
Rated voltage	300/500 V
Number and rated conductor cross-section	2 ÷ 3 x 0,75 ÷ 1 mm ²
Core identification as per PN-HD 308 S2:2007	2-core 3-core
Conductors	copper, multi-strand, class 5, as per PN-EN 60228:2007
Insulation	EPR EI4 rubber
Sheath	oil-resistant and fire-retardant rubber
Packing	100 m long discs and other forms requested by the customer
Acceptable operating temperatures	<ul style="list-style-type: none"> • max conductor operating temperature: 60°C • min ambient temperature during cable installation: -25°C • max strand short-circuit temperature: 200°C

Quantity and rated conductor cross-section	Max diameter of a single wire in a strand	Rated insulation thickness	Rated sheath thickness	Approximate outer diameter	Max conductor resistance at 20°C	Current capacity	Approx. cable weight
pcs. x mm ²	mm	mm	mm	mm	Ω / km	A	kg/km
300/500 V							
2 x 0,75	0,21	0,6	0,8	6,1	26,7	6	56
2 x 1	0,21	0,6	0,9	6,6	20,0	10	66
3 x 0,75	0,21	0,6	0,9	6,7	26,7	6	69
3 x 1	0,21	0,6	0,9	7,0	20,0	10	78



Startup cables

EK-RZR


EK-RZR



Single core cable with very flexible copper conductors and PVC insulation.

Recommended application: for connecting startup batteries in vehicles and mechanical devices. Resistant to low temperatures. Can be used both outdoors and in dry and humid rooms.

Quantity and rated conductor cross-section	Startup current	Maximum diameter of wires in a strand	Maximum external conductor diameter	Approx. cable weight
pcs. x mm ²	A	mm	mm	kg/km
1 x 1,0	100	0,21	7	55
1 x 1,5	150	0,25	7	63,5
1 x 2,5	200	0,25	7,5	80
1 x 3,2	300	0,4	8	100
1 x 4	400	0,4	9	105
1 x 6	600	0,4	9	125
1 x 10	800	0,4	9,4	175
1 x 16	1000	0,4	10,5	222
1 x 25	1200	0,4	12,8	335

Standard	N2-EK 002-11
Number and rated conductor cross-section	1 x 1 ÷ 25 mm ²
Insulation color	<p>Conductors of any color can be manufactured at individual request.</p> 
Conductors	copper, multi-strand, class 5, as per PN-EN 60228:2007
Insulation	thermosetting, resistant to low temperatures, based on thermoplastic polyvinyl chloride (PVC)
Packing	100 m long discs and other forms requested by the customer
Acceptable operating temperature	-25°C ÷ 55°C



**Portable
earthing
switch cables**

**H00V3-D
H00S-D**

H00V3-D



Single core cable with very flexible copper conductors (D), with transparent, frost-proof PVC sheathing (V3).

Recommended application: for portable earth and shorting switches, applies to portable equipment - whether or not adapted to installation on fixed connection points - used to temporary earth and short separate electrical installations, transmission network and ground current distribution networks of any rated voltage, including overhead traction systems - intended to protect service workers (see IEC 61230). The cables can be used both overheads and indoors.

Quantity and rated conductor cross-section	Maximum diameter of wires in a strand	Rated insulation thickness	Maximum external conductor diameter	Maximum strand insulation resistance at 20°C	Approx. cable weight
pcs. x mm ²	mm	mm	mm	Ω x km	kg/km
1 x 16	0,21	1,2	7,9	1,210	169
1 x 25	0,21	1,2	9,2	0,780	242
1 x 35	0,21	1,2	10,8	0,554	344
1 x 50	0,21	1,5	13,0	0,386	493
1 x 70	0,21	1,8	15,5	0,272	701
1 x 95	0,21	1,8	17,6	0,206	935
1 x 120	0,21	1,8	19,0	0,161	1126
1 x 150	0,21	1,8	20,6	0,129	1357

Standards	PN-EN 61138:2009
Number and rated conductor cross-section	1 x 16 ÷ 150 mm ²
Conductors	copper, multi-strand, class 6, as per PN-EN 60228:2007
Insulation	thermosetting, resistant to low temperatures, based on thermosetting polyvinyl chloride (PVC)
Packing:	100 m long discs and other forms requested by the customer
Acceptable operating temperature	-25°C TO +55°C

HOOS-D



Single core cables, with a multi-strand, copper conductor and silicone rubber insulation.

Recommended application: for portable earthing and shorting equipment.

Quantity and rated conductor cross-section	Maximum diameter of wires in a strand	Rated insulation thickness	Maximum external conductor diameter	Maximum strand insulation resistance at 20°C	Approx. cable weight
pcs. x mm ²	mm	mm	mm	Ω x km	kg/km
1 x 16	0,21	1,4	9,5	1,210	169
1 x 25	0,21	1,4	11,2	0,780	242
1 x 35	0,21	1,4	12,7	0,554	344
1 x 50	0,21	1,6	15,2	0,386	493
1 x 70	0,21	2,1	17,4	0,272	701
1 x 95	0,21	2,3	19,9	0,206	935
1 x 120	0,21	2,7	22	0,161	1126
1 x 150	0,21	3,1	25,1	0,129	1357


Standards	PN-EN 61138:2009
Number and rated conductor cross-section	1 x 16 ÷ 150 mm ²
Strand	copper, multi-strand, flexible, class 6, as per PN-EN 60228
Insulation	all-purpose silicone rubber
Packing	100 m long discs and other forms requested by the customer
Acceptable operating temperature	<ul style="list-style-type: none"> • max conductor operating temperature: 180°C • the cables can be used both overheads and indoors. • at -40°C to +70°C



**Halogen-free
fire-resistant cables**

HDGs 300/500 V

HDGs (FE180/PH90)



Fire-resistant, halogen-free power cable with copper conductors and ceramizing silicone rubber insulation (Gs) and halogen-free plastic sheathing (H) with the PH90 function.

Recommended application: wherever devices are required to operate in the event of fire. In emergency lighting installations, desmoking systems, alarm systems, signaling systems, PA and warning systems, control systems, fire signaling, fire extinguishing automation and in other safety circuitry. In the event of fire, these cables ensure the correct functioning of the installation for at least 90 minutes (PH90) and the persistence of insulation for 180 minutes. (FE180). In flames, they do not produce toxic, asphyxiating gases or thick smoke. For permanent, indoor installation.

Rated voltage	300/500 V
Number and rated conductor cross-section	2 ÷ 37 x 1 ÷ 4 mm ²
	3-core
	4-core
	5-core
Core identification	<p>More than 5 strands:</p> <ul style="list-style-type: none"> in the outer layer: meter conductor - green-yellow; directional conductor - blue; other - any color, excluding green, yellow, brown and blue, in other layers: meter conductor - brown; directional conductor - blue; other - any color, excluding green, yellow, brown and blue.
Conductors	copper, single core, class 1, as per PN-EN 60228:2007
Insulation	ceramizing silicone mix
Sheath	halogen-free plastic
Packing	100 m long discs and other forms requested by the customer
Acceptable operating temperature	<ul style="list-style-type: none"> operation: -25°C to +70°C installation: - 10°C to 50°C

Minimum insulation resistance at 20°C: minimum 100 MΩ /km

Rated conductor cross-section	Minimal L/R balance	Conductor-conductor capacity	Conductor-screen capacity
mm ²	μH/Ω	pF/m	pF/m
1	25	100	175
1,5	40	102	180
2,5	50	115	205


Quantity and rated conductor cross-section	Approximate cable diameter	Approx. cable weight
pcs. x mm ²	mm	kg/km
300/500 V		
2 x 1	6,6	51
2 x 1,5	7,7	71
2 x 2,5	9,1	102
2 x 4	10,0	136
3 x 1	7,0	66
3 x 1,5	8,2	92
3 x 2,5	9,6	135
3 x 4	10,8	189
4 x 1	7,8	86
4 x 1,5	9,1	119
4 x 2,5	10,7	175
4 x 4	11,8	239
5 x 1	8,9	111
5 x 1,5	10,1	150
5 x 2,5	11,8	219
5 x 4	13,1	300
7 x 1	9,6	139
7 x 1,5	11,1	194
7 x 2,5	12,9	280
10 x 1	12,2	198
10 x 1,5	14,0	270
10 x 2,5	16,9	416
12 x 1	12,6	227
12 x 1,5	14,4	312
12 x 2,5	17,4	480
16 x 1	13,9	291
16 x 1,5	16,6	426
16 x 2,5	19,9	649
20 x 1	15,9	373
20 x 1,5	18,9	539
20 x 2,5	22,0	783
24 x 1	17,6	439
24 x 1,5	20,9	635
24 x 2,5	25,0	962
30 x 1	19,2	553
30 x 1,5	22,1	763
30 x 2,5	26,4	1158
37 x 1	20,6	659
37 x 1,5	24,4	949
37 x 2,5	28,4	1391



Fire grade cables

YnTKSY
YnTKSYekw

YnTKSY



Station (S) telecommunication cable (T), with single core, copper conductors, PVC insulation (Y) and frame-retardant PVC sheathing (Yn).


Recommended application: for alarm device installations and fire safety systems. The cables are fire-retardant.

Number of pairs	Approximate outer diameter	Approx. cable weight
mm ²	mm	mm
1 x 2 x 0,8	5,5	29,0
1 x 4 x 0,8	6,0	43,0
3 x 2 x 0,8	8,5	64,5
5 x 2 x 0,8	9,5	94,0
1 x 2 x 1,0	6,2	32,0
10 x 2 x 0,5	14,0	185,0

Conductor diameter	Maximum resistance of a random conductor at 20°C for direct current	Average effective capacity of a random pair at 1 kHz	Maximum effective capacity of a random pair at 1 kHz	Maximum insulation resistance of a random conductor
pcs. x mm ²	Ω/km	nF/km	nF/km	MΩ/km
0,8	37,5	100	120	500
1,0	24	100	120	500
1,5	12	100	120	500

Standard	PN-92/T-90320, EKNZ 003-15
Number and rated conductor cross-section	1 ÷ 10 x 2 ÷ 4 x 0,8 ÷ 1 mm ²
Conductors	Multi-strand, copper
Insulation	PVC
Pairs	centrally twisted
Sheath	made of special sheathing PVC with an oxygen index of >29%, red (test IEC 60332-1)
Packing	100 m, 200 m, 300 m long discs and other forms requested by the customer
Acceptable operating temperature	<ul style="list-style-type: none"> operation: -40°C ÷ 70°C installation: -10°C ÷ 50°C

YnTKSYekw



Station (S) telecommunication cable (T), with single core, copper conductors, PVC insulation (Y) and frame-retardant PVC sheathing (Yn), and with a shared central screen (ekw).

Recommended application: for alarm device installations and fire safety systems. The cables are fire-retardant.

Standard	PN-92/T-90320, EKNZ 003-15
Number and rated conductor cross-section	1 ÷ 10 x 2 x 0,8 ÷ 1 mm ²
Core identification	conductor insulation colors in pairs or in a four: white/blue, white/orange, white/green, white/brown.
Conductors	single core, copper
Insulation	PVC
Pairs	centrally twisted
Center	aluminum-tape screened, with a single core earthing conductor made of galvanized copper
Screen	aluminum-coated polyester tape, earthing conductor under the screen
Sheath	made of special sheathing PVC with an oxygen index of >29%, red (test IEC 60332-1)
Packing	100 m long discs and other forms requested by the customer
Acceptable operating temperature	<ul style="list-style-type: none"> operation: -40°C ÷ 70°C installation: -10°C ÷ 50°C

Number of pairs	Approximate outer diameter	Approx. cable weight
pcs. x mm ²	mm	mm
1 x 2 x 0,8	6,0	30,0
2 x 2 x 0,8	6,5	43,0
3 x 2 x 0,8	9,0	66,5
5 x 2 x 0,8	10,0	95,8
6 x 2 x 0,8	11,5	115,5
10 x 2 x 0,8	13,5	180,3
7 x 2 x 0,8	11,5	127,0
1 x 2 x 1,0	5,2	36,5
2 x 2 x 1,0	7,0	54,0

Conductive strand diameter	Maximum resistance of a random conductor at 20°C for direct current	Average effective capacity of a random pair at 1 kHz	Maximum effective capacity of a random pair at 1 kHz	Maximum insulation resistance of a random conductor
mm ²	Ω/km	nF/km	nF/km	MΩ/km
0,8	37,5	140	150	500
1,0	24	140	150	500
1,5	12	140	150	500

Index

YDYt 300/500 V	8	EKRF-240	58
YDYp 300/500 V	10	RG-40	60
YDYp 450/750 V	12	RG-100	62
YDY 450/750 V	14	K-60	66
NYM-O 300/500 V	16	K-75	68
NYM-J 300/500 V	18	K-100	70
DY H07V-U	20	K-1000 HD	72
DYc H07V2-U	22	HD-1000 FHD	74
LgY H05V-K	24	CCTV	76
LgY H07V-K	26	YKY	80
LgYc H07V2-K	28	H01N2-D (OnS)	86
OMYp H03VVH2-F	32	H05RR-F (GNYE) (OW)	88
OMY H03VV-F	34	H07RN-F (GNYE) (OnPd)	90
OWY H05VV-F	36	H05RN-F (GNYE)	92
YLYs 24 V	40	EK-RZR	96
LgY-S 24 V	42	H00V3-D	100
SMYp 50 V	46	H00S-D	102
TLYp 50 V	48	HDGs 300/500 V	106
YTDY	52	YnTKSY	110
YTKSY	54	YnTKSYekw	112
EKH-155	56		

All technical data contained in this catalog is provided for reference only. The technical details and the offer may change, depending on market needs and the requirements of effective standards. EK Elektrokabel Fabryka Kabli Karolak i synowie sp. z o.o. shall not be held liable for any incorrect use of the products presented here.

The photographs used in this catalog must not be used for dimensioning and are not detailed representations of the products presented.

EK Elektrokabel Fabryka Kabli Karolak i synowie sp. z o.o. shall not be held liable for any possible printout errors and hereby reserves the right to make changes without notification.



EK Elektrokabel FABRYKA KABLI Karolak i synowie sp. z o.o.

ul. Chopina 151, 62-700 Turek

tel.: +48 63 289 15 00

e-mail: ek@elektrokabel.pl

WWW.ELEKTROKABEL.PL

X-ON Electronics

Largest Supplier of Electrical and Electronic Components

Click to view similar products for [AC Power Leads](#) category:

Click to view products by [Elektrokabel](#) manufacturer:

Other Similar products are found below :

[YP-61+YC12](#) [YP21A+YC13](#) [6601](#) [FTP-629Y603](#) [1700001947](#) [IL13-EU1-H05-3100-300-S](#) [2217913-1](#) [P28976-M45](#) [BB-3271V86](#) [P29844-M5](#) [P29844-M10](#) [P28818-M6](#) [387005324](#) [387005325](#) [59903000000](#) [387007040](#) [IL13P-EU1-H05-3100-300](#) [PCAK2](#) [EM9169](#) [32004](#) [32002](#) [W-98979](#) [W-98980](#) [W-98983](#) [W-98987](#) [W-99183](#) [AM TO TYPE-C-0.3M](#) [HC-3C1.5MM-Z-P](#) [HC-CE1.2MM-W-K](#) [AK-RD-07A](#) [LPS275](#) [18049236](#) [LA0055](#) [HC-3C1.5MM-W-P](#) [NUFPWC-03PMMS-LC500](#) [NUF-MSAP-08BMMM-RJ](#) [BEST 053](#) [W-99469](#) [W2243](#) [W-99945](#) [W-99764](#) [W-98642](#) [W-98643](#) [W-99440](#) [W-97783](#) [W-99175](#) [W-97760](#) [W-99243](#) [M02411](#) [W-98692](#)