

PRODUCT
CATALOG

2019



ELEKTRO-PLAST



ELEKTRO-PLAST

NASIELSK

ELEKTRO-PLAST Nasielsk

is one of the largest companies in Poland specializing in the production of electrical installation equipment. The company has been operating on the electrotechnical market since 1983. Over 35 years of experience and products trusted by customers on the Polish and foreign markets, have allowed the company to create a wide range of electrical engineering.




Central Europe

IN THE COMPANY ASSORTMENT WE WILL FIND:

- modular equipment and EATON installation accessories
- ELEGANT, ECONOMIC BOX™, MERIVA™ enclosures
- industrial enclosures EP-LUX, GALANT
- enclosures with power equipment, fixed and portable (RS series)
- HERMES and AQUANT hermetic switches and sockets
- switches and sockets flush-mounted, ASTORIA, SENTIA, VOLANTE, CARLA, frame systems
- flush-mounted boxes (PRO series)
- taps and hermetic boxes
- other wiring equipment (handles, cable ties, connectors, glands, N / PE strips)





> 35 years
experience



> 300
professional stores



Modern
machine park



> 20 countries
export to over 20 countries



> 2000
products



CAD/CAM
studio





Target

Stand one of the leading manufacturer of electrical equipment in Europe and reliable business partner for all kind of distributors and fulfill all they expectations.

Global Development

Investment in design, product innovation and automated cycles production.



Innovative

We supply innovative high class products for low voltage electricity distribution and telecommunication area into residential segment and industry

Quality

The quality and reliability of our products caused trust to EPN brand across Europe

CONTAINS

ENCLOSURE

| | |
|---|----|
| CIRCUIT PROTECTION..... | 6 |
| CASINGS SURFACE MOUNTED TYPE S IP20/IP30..... | 9 |
| ENCLOSURES MSF IP30..... | 14 |
| ENCLOSURES ECONOMIC BOX IP 40 | 25 |
| ENCLOSURES GREEN BOX IP40 | 33 |
| ENCLOSURES GREEN BOX IP 40 | 39 |
| ENCLOSURES ELEGANT IP 40 | 43 |
| ENCLOSURES EP-LUX PLUS IP 55/65 | 51 |
| ENCLOSURES GALANT PLUS IP 65 | 57 |
| ENCLOSURES HERMETICA IP65..... | 63 |
| POWER ENCLOSURES RS | 69 |
| POWER PLUGS AND POWER SOCKETS | 82 |
| ENCLOSURES ZK..... | 87 |
| METER BOARDS..... | 89 |
| ACCESSORIES TO INSTALLATION | 93 |

JUNCTION BOXES

| | |
|--|-----|
| JUNCTION BOXES TO HOLLOW WALLS | 106 |
| JUNCTION BOXES TO HOLLOW WALLS SELF-EXTINGUISHING | 108 |
| JUNCTION BOXES PRO TO BRICK WALLS | 110 |
| JUNCTION BOXES TO BRICK WALLS..... | 112 |
| ACCESSORIES / COVERS | 113 |
| JUNCTION BOXES FLUSH MOUNTED INSTALL BOX | 115 |
| JUNCTION BOXES HERMETIC SURFACE MOUNTED | 117 |
| JUNCTION BOXES SURFACE MOUNTED EP LUX TYPE PK..... | 118 |
| JUNCTION BOXES TWO COMPONENTS | 122 |
| JUNCTION BOXES HERMETIC SERIE E SURFACE MOUNTED | 123 |
| JUNCTION BOXES SURFACE MOUNTED..... | 124 |
| JUNCTION BOXES HERMETIC CARBO BOX SURFACE MOUNTED | 126 |
| JUNCTION BOXES HERMETIC INDUSTRIAL IP65 | 127 |
| ACCESSORIES ELECTRICAL CONNECTORS..... | 154 |
| TERMINAL BARS..... | 156 |

SWITCHES AND SOCKETS HERMETIC

| | |
|----------------|-----|
| AQUANT | 162 |
| HERMES..... | 174 |
| HERMES 2 | 194 |
| BERG | 197 |

SWITCHES AND SOCKETS FLUSH MOUNTED

| | |
|---------------|-----|
| ASTORIA..... | 208 |
| SENTIA | 218 |
| VOLANTE | 238 |
| LORENTE..... | 252 |
| CARLA..... | 262 |

| | |
|------------------|-----|
| INDEX LIST | 274 |
|------------------|-----|

PICTOGRAMS DESCRIPTIONS



DEGREE PROTECTION: THINGS AND LIQUIDES



RESISTANCE TO KEEPING BURNING AND FIRE RESISTANCE



VOLTAGE



RAW MATERIAL TYPE



UV RESISTANCE



IMPACT RESISTANCE



MACHINE SEALING

ENCLOSURES

- CIRCUIT PROTECTION
- CASINGS
- METER BOARDS
- POWER ENCLOSURES



ELEKTRO-PLAST

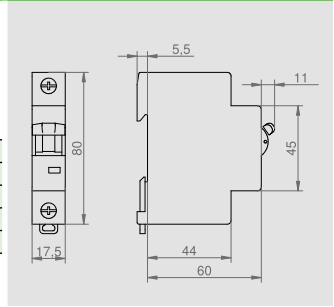
IP 20



POWER CIRCUIT BREAKERS CLS6 1-POLE CHARACTERISTIC B

| Type | Rated current I_n (A) | Pack. 1 pc. | Weight kg/1 pc. | EATON number | EATON number | Pack. 1 pc. |
|----------|-------------------------|-------------|-----------------|---------------|---------------|-------------|
| CLS6-B6 | 6 | 12/120 | 0,114 | 269607 | 194001 | 60 |
| CLS6-B10 | 10 | 12/120 | 0,112 | 269608 | 178469 | 60 |
| CLS6-B16 | 16 | 12/120 | 0,112 | 270340 | 178470 | 60 |
| CLS6-B20 | 20 | 12/120 | 0,113 | 270341 | 194002 | 60 |
| CLS6-B25 | 25 | 12/120 | 0,113 | 270342 | - | - |

Rated short-circuit switching capacity 6kA
Technical data – page 99



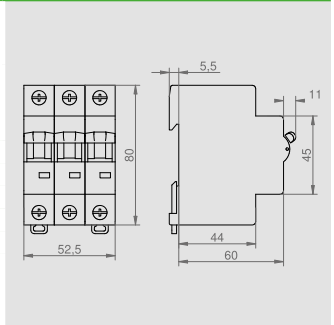
IP 20 400 V



POWER CIRCUIT BREAKERS CLS6 3-POLE CHARACTERISTIC B

| Type | Rated current I_n (A) | Pack. 1 pc. | Weight kg/1 pc. | EATON number | EATON number | Pack. 1 pc. |
|------------|-------------------------|-------------|-----------------|---------------|---------------|-------------|
| CLS6-B10/3 | 10 | 4/40 | 0,32 | 270406 | - | - |
| CLS6-B16/3 | 16 | 4/40 | 0,33 | 270408 | 178471 | 20 |
| CLS6-B20/3 | 20 | 4/40 | 0,34 | 270409 | 194006 | 20 |
| CLS6-B25/3 | 25 | 4/40 | 0,34 | 270410 | 194007 | 20 |
| CLS6-B32/3 | 32 | 4/40 | 0,33 | 270411 | 194008 | 20 |

Technical data – page 99



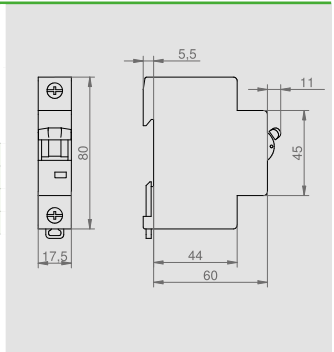
IP 20



POWER CIRCUIT BREAKERS CLS6 1-POLE CHARACTERISTIC C

| Type | Rated current I_n (A) | Pack. 1 pc. | Weight kg/1 pc. | EATON number | EATON number | Pack. 1 pc. |
|----------|-------------------------|-------------|-----------------|---------------|---------------|-------------|
| CLS6-C10 | 10 | 12/120 | 0,12 | 270350 | 194004 | 60 |
| CLS6-C16 | 16 | 12/120 | 0,12 | 270352 | 194005 | 60 |
| CLS6-C20 | 20 | 12/120 | 0,12 | 270353 | - | - |
| CLS6-C25 | 25 | 12/120 | 0,12 | 270354 | - | - |

Rated short-circuit switching capacity 6kA.
Technical data – page 99



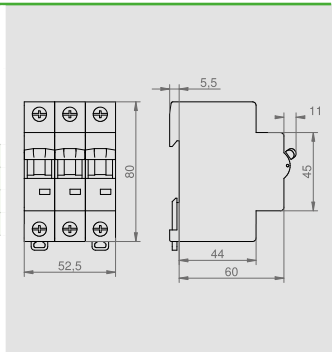
IP 20 400 V



POWER CIRCUIT BREAKERS CLS6 3-POLE CHARACTERISTIC C

| Type | Rated current I_n (A) | Pack. 1 pc. | Weight kg/1 pc. | EATON number | EATON number | Pack. 1 pc. |
|------------|-------------------------|-------------|-----------------|---------------|---------------|-------------|
| CLS6-C16/3 | 16 | 4/40 | 0,3 | 270420 | 178472 | 20 |
| CLS6-C20/3 | 20 | 4/40 | 0,3 | 270421 | 194009 | 20 |
| CLS6-C25/3 | 25 | 4/40 | 0,3 | 270422 | 178473 | 20 |
| CLS6-C32/3 | 32 | 4/40 | 0,3 | 270423 | 194011 | 20 |

Technical data – page 99



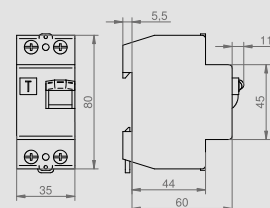
IP 20



POWER CIRCUIT BREAKERS CF16 (2-POLE TYP AC)

| Type | In/ Δ In | Pack. | Weight | EATON number | EATON number | Pack. |
|----------------|-----------------|-------|----------|---------------|---------------|-------|
| | | 1 pc. | kg/1 pc. | | | 1 pc. |
| CF16-25/2/0,03 | 25/0,03 | 1/30 | 0,2 | 235753 | 178474 | 30 |
| CF16-40/2/0,03 | 40/0,03 | 1/30 | 0,2 | 235760 | 178475 | 30 |

Impact resistance 250A, type AC
Technical data – page 99



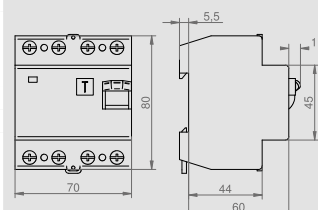
IP 20 400 V



POWER CIRCUIT BREAKERSE CF16 (4-POLE TYP AC)

| Type | In/ Δ In | Pack. | Weight | EATON number | EATON number | Pack. |
|----------------|-----------------|-------|----------|---------------|---------------|-------|
| | | 1 pc. | kg/1 pc. | | | 1 pc. |
| CF16-25/4/0,03 | 25/0,03 | 1/30 | 0,32 | 235776 | 178476 | 15 |
| CF16-40/4/0,03 | 40/0,03 | 1/30 | 0,32 | 235784 | 178477 | 15 |

Technical data – page 99



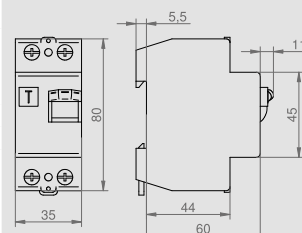
IP 20



POWER CIRCUIT BREAKERS WITH RESIDUAL CURRENT MODULE CKN6 (CHARACTERISTIC B)

| Type | In/ Δ In | Pack. | Weight | EATON number | EATON number | Pack. |
|-------------------|-----------------|-------|----------|---------------|---------------|-------|
| | | 1 pc. | kg/1 pc. | | | 1 pc. |
| CKN6-10/1N/B/0,03 | 10/0,03 | 1/60 | 0,2 | 241094 | 194013 | 30 |
| CKN6-16/1N/B/0,03 | 16/0,03 | 1/60 | 0,2 | 241114 | 178465 | 30 |

Technical data – page 99



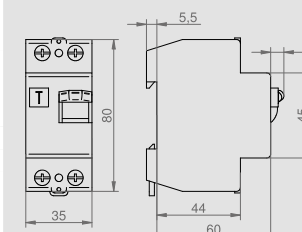
IP 20



POWER CIRCUIT BREAKERS WITH RESIDUAL CURRENT MODULE CKN6 (CHARACTERISTIC C)

| Type | In/ Δ In | Pack. | Weight | EATON number | EATON number | Pack. |
|-------------------|-----------------|-------|----------|---------------|---------------|-------|
| | | 1 pc. | kg/1 pc. | | | 1 pc. |
| CKN6-16/1N/C/0,03 | 16/0,03 | 1/60 | 0,2 | 241174 | 194014 | 30 |
| CKN6-20/1N/C/0,03 | 20/0,03 | 1/60 | 0,2 | 241425 | - | - |

Technical data – page 99



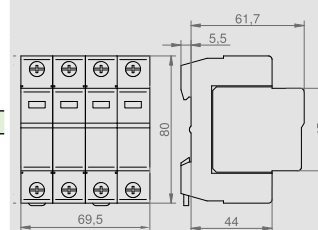
IP 20 400 V



CIRCUIT BREAKERS SPCT2 WITH REPLACEABLE CARTRIDGE – CLASS C

| Type | Rated current I_n (A) | Pack. | Weight | EATON number | EATON number | Pack. |
|------------------|-------------------------|-------|----------|---------------|---------------|-------|
| | | 1 pc. | kg/1 pc. | | | 1 pc. |
| SPCT2-C-20/280/4 | 4 | 1/30 | 0,32 | 167596 | 178467 | 15 |

Technical data – page 99



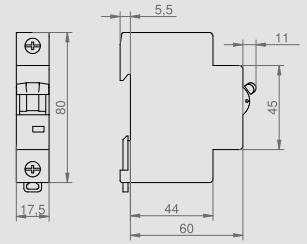
IP 20



MAIN SWITCHES IS

| Type | Rated current I_n (A) | Pack. | Weight | EATON number | EATON number | Pack. |
|----------|-------------------------|-------|----------|---------------|---------------|-------|
| IS-100/3 | 100/3 | 1 pc. | kg/1 pc. | 276284 | 194000 | 1 pc. |

Technical data – page 99



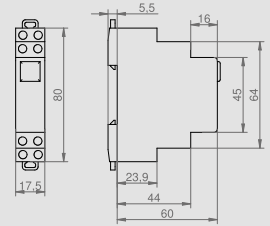
IP 20 400 V



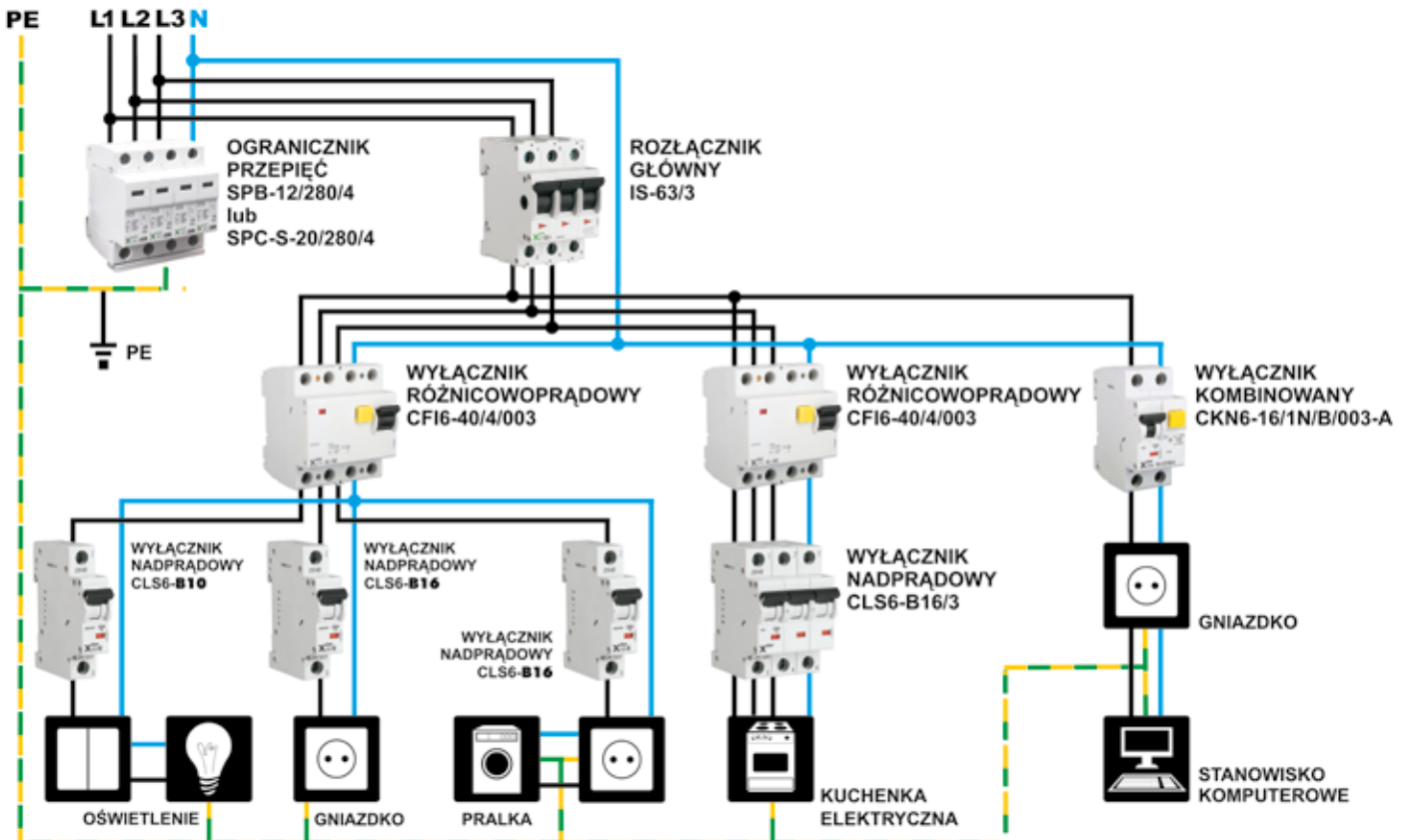
CONTROL LIGHT

| Type | Color | Pack. | Weight | F&F number |
|---------|----------|-------|----------|----------------|
| LK-713K | L1 L2 L3 | 1 pc. | kg/1 pc. | LK-713L |

The control lamp is used for optical signaling of voltage presence in individual circuit phases.



RESIDENTIAL SCHEME INSTALLATION






CASINGS **MIKRO/MINI**

CASINGS


MIKRO/MINI

| Protection degree | IP 20 / IP 30 |
|-------------------|--------------------------------|
| Material | PS |
| Impact resistance | IK 05 |
| Thermal condition | -20°C +70°C |
| Thermal test | 70°C |
| Norm | PN-EN 61439-3 PN-EN 61439-1 |



- protection degree IP 20 / IP 30
- protection class II
- S2, S4 MIKRO
- S2, S3, S4, S5, S6 MINI



- impact resistance IK05
- sealing possibility: casings and doors



hardened steel screws for fast and solid assembly



sealing possibility: casings and doors



weaknesses for cables at casing wall sides



protected terminal to avoid accidents

CASINGS SURFACE MOUNTED MIKRO/MINI IP20

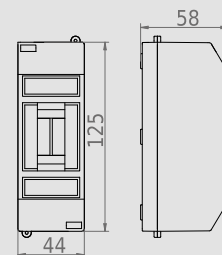
IP 30 IK 05 400 V PS



MIKRO CASINGS SURFACE MOUNTED S-2

| Rows / modules | Type | Term. N | Pack. 1 pc. | Weight kg/1 pc. | Index new |
|----------------|------|---------|-------------|-----------------|----------------|
| 1/2 | S2 | - | 20 | 0,08 | 2342-00 |

Casing folded into CLICK type self-locking.
Sealing possibility casings. Snap mounting.
NORM: PN-EN 61439-3:2012, PN-EN 61439-1:2011 Dimensions: 44x125x58 mm



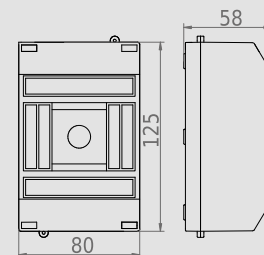
IP 30 IK 05 400 V PS



MIKRO CASINGS SURFACE MOUNTED S-4

| Rows / modules | Type | Term. N | Pack. 1 pc. | Weight kg/1 pc. | Index new |
|----------------|------|---------|-------------|-----------------|----------------|
| 1/2 | S4 | - | 12 | 0,12 | 2344-00 |

Casing folded into CLICK type self-locking.
Sealing possibility casings. Snap mounting.
NORM: PN-EN 61439-3:2012, PN-EN 61439-1:2011 Dimensions: 80x125x58 mm



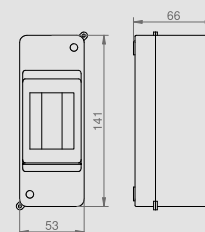
IP 20 IK 05 400 V PS



MINI CASINGS SURFACE MOUNTED TYPE S-2

| Rows / modules | Type | Term. N | Pack. 1 pc. | Weight kg/1 pc. | Index new |
|----------------|------|---------|-------------|-----------------|----------------|
| 1/2 | S2 | - | 20 | 0,08 | 2302-00 |

Sealing possibility casings.
NORM: PN-EN 61439-3:2012, PN-EN 61439-1:2011 Dimensions: 53x141x66 mm



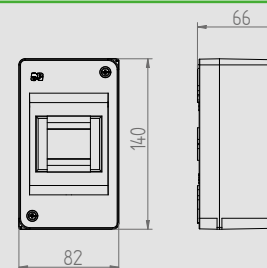
IP 20 IK 05 400 V PS



MINI CASINGS SURFACE MOUNTED TYPE S-3

| Rows / modules | Type | Term. N | Pack. 1 pc. | Weight kg/1 pc. | Index new |
|----------------|------|---------|-------------|-----------------|----------------|
| 1/3 | S3 | - | 12 | 0,13 | 2303-00 |
| 1/3 | S3 | yes | 12 | 0,13 | 2303-10 |

Sealing possibility casings.
Equipped with a N terminal 1x2,5mm²
NORM: PN-EN 61439-3:2012, PN-EN 61439-1:2011 Dimensions: 82x140x66 mm



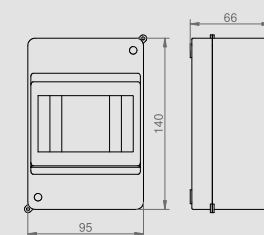
IP 20 IK 05 400 V PS



MINI CASINGS SURFACE MOUNTED TYPE S-4

| Rows / modules | Type | Term. PE+N | Pack. 1 pc. | Weight kg/1 pc. | Index new |
|----------------|------|------------|-------------|-----------------|----------------|
| 1/4 | S4 | - | 12 | 0,13 | 2304-00 |
| 1/4 | S4 | yes | 12 | 0,14 | 2304-10 |

Terminal blocks included
N 1x(4x10mm² + 1x16mm²)
PE 1x(4x10mm² + 1x16mm²)
Sealing possibility casings.
NORM: PN-EN 61439-3:2012, PN-EN 61439-1:2011 Dimensions: 95x140x66 mm



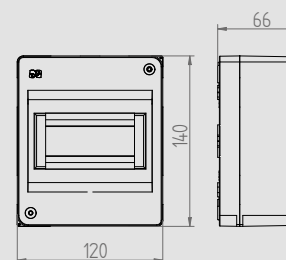
IP 20 IK 05 400 V PS



MINI CASINGS SURFACE MOUNTED TYPE S-5

| Rows / modules | Type | Term. N | Pack. 1 pc. | Weight kg/1 pc. | Index new |
|----------------|------|---------|-------------|-----------------|----------------|
| 1/5 | S5 | - | 9 | 0,137 | 2305-00 |
| 1/5 | S5 | yes | 9 | 0,140 | 2305-10 |

Terminal blocks included
Equipped with a N terminal 1x2,5mm²
Sealing possibility casings.
NORM: PN-EN 61439-3:2012, PN-EN 61439-1:2011 Dimensions: 120x140x66 mm



CASINGS SURFACE MOUNTED MIKRO/MINI IP20

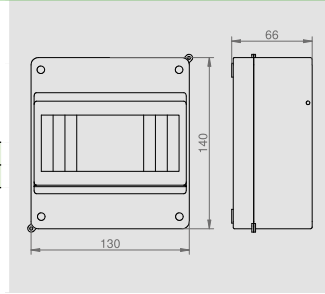
IP 20 IK 05 400 V PS



MINI CASINGS SURFACE MOUNTED S-6

| Rows / modules | Type | Term. PE+N | Pack. 1 pc. | Weight kg/1 pc. | Index new |
|----------------|------|------------|-------------|-----------------|-----------|
| 1/6 | S6 | yes | 9 | 0,23 | 2306-00 |
| 1/6 | S6 | - | 9 | 0,24 | 2306-10 |

Terminal blocks included
 N 1x(6x10mm² + 1x16mm²)
 PE 1x(6x10mm² + 1x16mm²)
 Sealing possibility casings.
 NORM: PN-EN 61439-3:2012, PN-EN 61439-1:2011 Dimensions: 130x140x66 mm



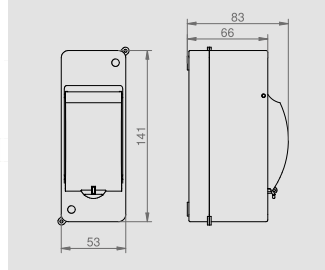
IP 30 IK 05 400 V PS



MINI CASINGS SURFACE MOUNTED S-2 WITH WINDOW

| Rows / modules | Type | Glass color | Term. N | Pack. 1 pc. | Weight kg/1 pc. | Index new |
|----------------|------|-------------|---------|-------------|-----------------|-----------|
| 1/2 | S2 | Transp. | - | 20 | 0,09 | 2302-01 |

Sealing possibility: casings and doors.
 NORM: PN-EN 61439-3:2012, PN-EN 61439-1:2011 Dimensions: 53x141x83 mm



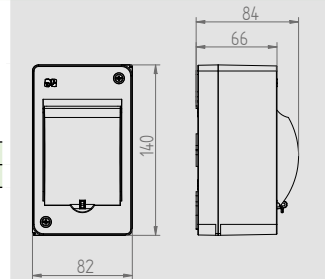
IP 30 IK 05 400 V PS



MINI CASINGS SURFACE MOUNTED S-3 WITH WINDOW

| Rows / modules | Type | Glass color | Term. N | Pack. 1 pc. | Weight kg/1 pc. | Index new |
|----------------|------|-------------|---------|-------------|-----------------|-----------|
| 1/3 | S3 | Transp. | - | 12 | 0,13 | 2303-01 |
| 1/3 | S3 | Transp. | yes | 12 | 0,14 | 2303-11 |

Sealing possibility: casings and doors.
 Equipped with a N terminal 1x2,5mm²
 NORM: PN-EN 61439-3:2012, PN-EN 61439-1:2011 Dimensions: 82x140x84 mm



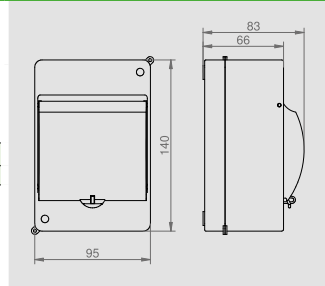
IP 30 IK 05 400 V PS



MINI CASINGS SURFACE MOUNTED S-4 WITH WINDOW

| Rows / modules | Type | Glass color | Term. PE+N | Pack. 1 pc. | Weight kg/1 pc. | Index new |
|----------------|------|-------------|------------|-------------|-----------------|-----------|
| 1/4 | S4 | Transp. | - | 12 | 0,15 | 2304-01 |
| 1/4 | S4 | Transp. | yes | 12 | 0,16 | 2304-11 |

Terminal blocks included
 N 1x(4x10mm² + 1x16mm²)
 PE 1x(4x10mm² + 1x16mm²)
 Sealing possibility: casings and doors.
 NORM: PN-EN 61439-3:2012, PN-EN 61439-1:2011 Dimensions: 195x140x83 mm



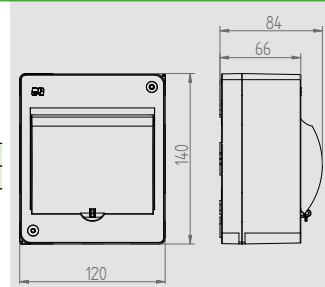
IP 30 IK 05 400 V PS



MINI CASINGS SURFACE MOUNTED S-5 WITH WINDOW

| Rows / modules | Type | Glass color | Term. N | Pack. 1 pc. | Weight kg/1 pc. | Index new |
|----------------|------|-------------|---------|-------------|-----------------|-----------|
| 1/5 | S5 | Transp. | - | 9 | 0,16 | 2305-01 |
| 1/5 | S5 | Transp. | yes | 9 | 0,17 | 2305-11 |

Sealing possibility: casings and doors.
 Equipped with a N terminal 1x2,5mm²
 NORM: PN-EN 61439-3:2012, PN-EN 61439-1:2011 Dimensions: 120x140x84 mm



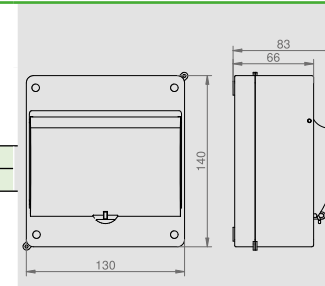
IP 30 IK 05 400 V PS



MINI CASINGS SURFACE MOUNTED S-6 WITH WINDOW

| Rows / modules | Type | Glass color | Zaciski PE-N | Pack. 1 pc. | Weight kg/1 pc. | Index new |
|----------------|------|-------------|--------------|-------------|-----------------|-----------|
| 1/6 | S6 | Transp. | yes | 9 | 0,28 | 2306-01 |
| 1/6 | S6 | Transp. | - | 9 | 0,30 | 2306-11 |

Terminal blocks included
 N 1x(6x10mm² + 1x16mm²)
 PE 1x(6x10mm² + 1x16mm²)
 Sealing possibility: casings and doors.
 NORM: PN-EN 61439-3:2012, PN-EN 61439-1:2011 Dimensions: 130x140x83 mm



ENCLOSURES MSF™ WITH METAL DOOR FLUSH MOUNTED IP30



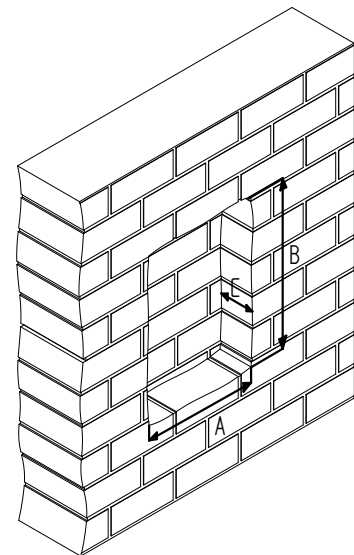
MSF patch-panel 18 ports for mod. teletechnical + cover.

ATTRIBUTES OF MSF ENCLOSURES MULTI MEDIA VERSION FOR RESIDENTIAL

- 4 sizes available (1/12 :2/24 :3/36 : 4/48)
- II class protection IP30
- flush mounted version with super flat metal doors (only 5 mm)
- assembly into hollow walls and brick walls
- possibility of joining enclosures next to electrical version one
- new rigid culvert plates for different cables diameters
- complete solution to tele-technical installation

CHARACTERISTIC OF MSF MULTI-MEDIA ENCLOSURE AS RESIDENTIAL DISTRIBUTION CENTRE:

- connection to local network and others media devices
- telephone separator for few telephones
- connection to broadband transmission (modem from internet supplier)
- suitable installation to easy crossing and services management
- structural cabling- provides higher speeds data transfer and is more stable that wireless technology



DIMENSIONS OF THE CENTER WIDTH IN THE WALL UNDER THE ENCLOSURE INSTALLATION

| [mm] | 1/12 | 2/24 | 3/36 | 4/48 |
|------|------|------|------|------|
| A | 358 | 358 | 358 | 358 |
| B | 329 | 478 | 603 | 728 |
| C | 91 | 91 | 91 | 91 |

MSF



Enclosures MSF™ with metal door flush mounted IP30

Enclosures MSF with metal door flush mounted IP30

| Protection degree | IP 30 |
|----------------------------|---------------------------------------|
| Material(door+ frame/base) | Powder coated steel / >ABS FR< ;>ABS< |
| Impact resistance | IK 05 |
| Thermal condition | -20°C +70°C |
| Thermal test | 70°C |
| Norm | IEC/EN 62208 IEC/EN 60670-24 |




With the option of extension up to 14 modules in a row.



With the option of extension up to 14 modules in a row.



With the option of extension up to 14 modules in a row.



With the option of extension up to 14 modules in a row.



With the option of extension up to 14 modules in a row.



With the option of extension up to 14 modules in a row.



With the option of extension up to 14 modules in a row.



With the option of extension up to 14 modules in a row.



- Degree protection IP 30
- super flat door only 5 mm
- since 12 to 48 mod
- rane 1 to 4 rows
- serie 12+ 2 mod
- impact resistance IK05
- MULTIMEDIA version
- weaknesses ensure precision holes cutting for cables

- coloured sections PE + N
- TS rails connected by vertical bars
- key lock option
- sealing cover possibility
- level for precision assembly
- combined horizontal/vertical
- clamp N optional

Super flat door and frame protruding above the wall 5mm, made of steel galvanized, powder coated.



latch protected cover



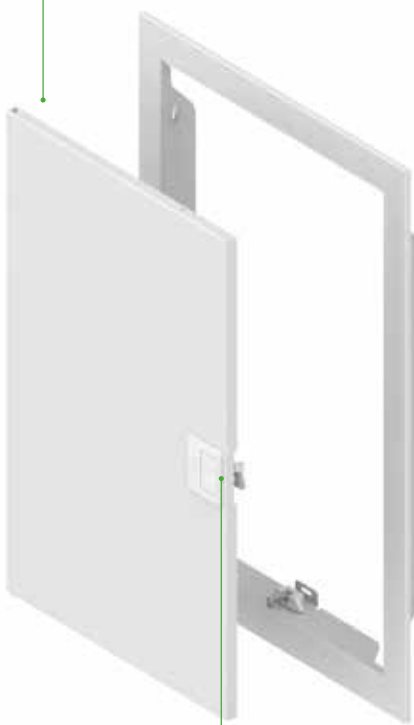
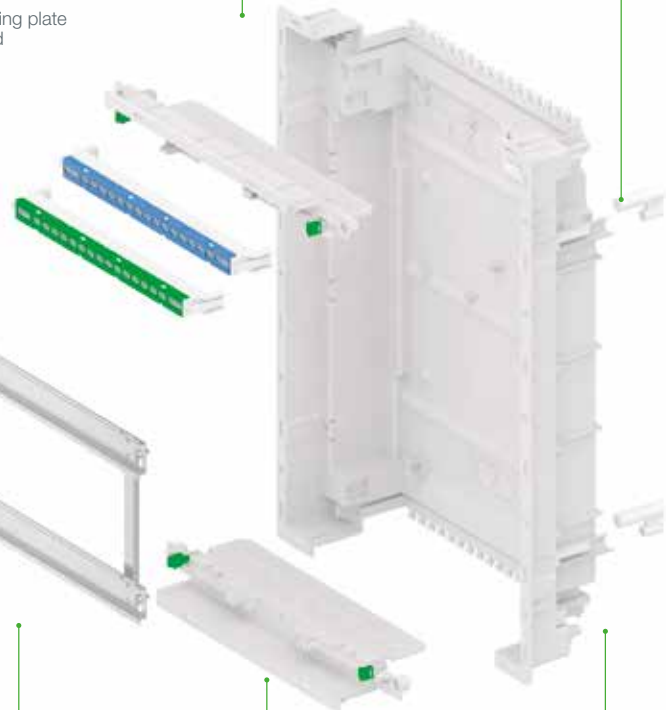
Orderly installation, sorting handles for connection to cable ties



fast assembly into hollow walls



Universal mounting plate micro-perforated
Index: 2000-27



Anchors coupling and leveling for mounting in the wall. Level included.



Key lock option



New rigid metal frame



Possibility of flexible utilities and cabling



New bushing plates allowing use flat wires

Patented UP Poland

IP 30

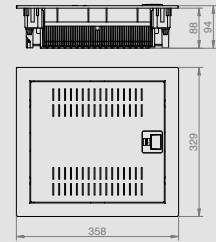
STEEL



MSF RP 1x12 MULTIMEDIA

| Type | Color | Pack. | Weight | Index |
|----------------|----------------|-------|----------|----------------|
| MSF RP 1/14 MM | White RAL 9016 | 1 pc. | kg/1 pc. | 2011-00 |

NORM: IEC/EN 62208, IEC/EN 60670-24
Includes kit for universal installation in a wall, among others, foot metal wall, clip to connect switchgear vertically and horizontally. Socket n/t 2P+Z
Mounting plate with holes for mounting devices tele-information.
Super-flat steel door. Only 5 mm thickness
Outside dimensions: 358 x 329 x 94 mm



IP 30

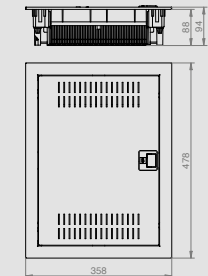
STEEL



MSF RP 2x12 MULTIMEDIA

| Type | Color | Pack. | Weight | Index |
|----------------|----------------|-------|----------|----------------|
| MSF RP 2/28 MM | White RAL 9016 | 1 pc. | kg/1 pc. | 2012-00 |

NORM: IEC/EN 62208, IEC/EN 60670-24
Includes kit for universal installation in a wall, among others, foot metal wall, clip to connect switchgear vertically and horizontally. Socket n/t 2P+Z. Rail TS35 – 1 pc.
Mounting plate with holes for mounting devices tele-information. – 1 pc.
Super-flat steel door. Only 5 mm thickness
Outside dimensions: 358 x 478 x 94 mm



IP 30

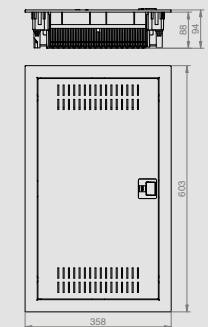
STEEL



MSF RP 3x12 MULTIMEDIA

| Type | Color | Pack. | Weight | Index |
|----------------|----------------|-------|----------|----------------|
| MSF RP 3/42 MM | White RAL 9016 | 1 pc. | kg/1 pc. | 2013-00 |

NORM: IEC/EN 62208, IEC/EN 60670-24
Includes kit for universal installation in a wall, among others, foot metal wall, clip to connect switchgear vertically and horizontally. Socket n/t 2P+Z. Rail TS35 – 1 pc.
Mounting plate with holes for mounting devices tele-information. – 2 szt
Super-flat steel door. Only 5 mm thickness
Outside dimensions: 358 x 603 x 94 mm



IP 30

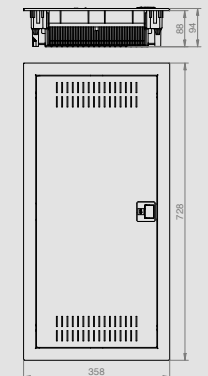
STEEL



MSF RP 4x12 MULTIMEDIA

| Type | Color | Pack. | Weight | Index |
|----------------|----------------|-------|----------|----------------|
| MSF RP 4/56 MM | White RAL 9016 | 1 pc. | kg/1 pc. | 2014-00 |

NORM: IEC/EN 62208, IEC/EN 60670-24
Includes kit for universal installation in a wall, among others, foot metal wall, clip to connect switchgear vertically and horizontally. Socket n/t 2P+Z. Rail TS35 – 1 szt
Mounting plate with holes for mounting devices tele-information. – 3 szt
Super-flat steel door. Only 5 mm thickness
Outside dimensions: 358 x 728 x 94 mm



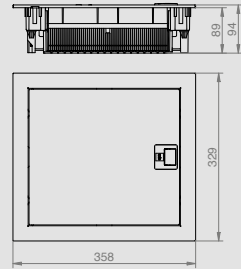


IP 30
400 V
STEEL

MSF RP 1x12 IP 30 (PE+N)

| Type | Color | Pack. | Weight | Index |
|-------------|----------------|-------|----------|----------------|
| MSF RP 1/14 | White RAL 9016 | 1 pc. | kg/1 pc. | 2001-00 |

Bracket with terminal equipped:
 N 1x(1x25mm² + 14 x 16(10mm²)
 PE 1x(1x25mm² + 14 x 16(10mm²) in 1 bracket
 NORM: IEC/EN 62208, IEC/EN 60670-24
 Includes kit for universal installation in a wall, among others, foot metal wall, clip to connect switchgear vertically and horizontally.
 Protection degree IP 30, rated voltage 400 V AC
 Super-flat steel door. Only 5 mm thickness
 Outside dimensions: 358 x 329 x 94 mm

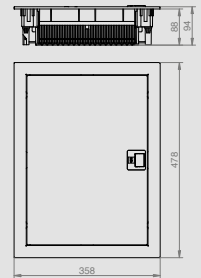


IP 30
400 V
STEEL

MSF RP 2x12 IP 30 (PE+N)

| Type | Color | Pack. | Weight | Index |
|-------------|----------------|-------|----------|----------------|
| MSF RP 2/28 | White RAL 9016 | 1 pc. | kg/1 pc. | 2002-00 |

Bracket with terminal equipped:
 N 1x(1x25mm² + 17 x 16(10mm²)
 PE 1x(1x25mm² + 17 x 16(10mm²) in 2 brackets
 NORM: IEC/EN 62208, IEC/EN 60670-24
 Includes kit for universal installation in a wall, among others, foot metal wall, clip to connect switchgear vertically and horizontally.
 Protection degree IP 30, rated voltage 400 V AC
 Super-flat steel door. Only 5 mm thickness
 Outside dimensions: 358 x 478 x 94 mm

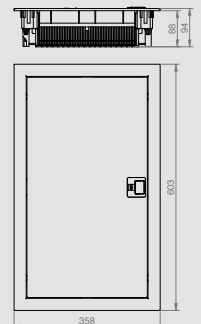


IP 30
400 V
STEEL

MSF RP 3x12 IP 30 (PE+N)

| Type | Color | Pack. | Weight | Index |
|-------------|----------------|-------|----------|----------------|
| MSF RP 3/42 | White RAL 9016 | 1 pc. | kg/1 pc. | 2003-00 |

Bracket with terminal equipped:
 N 1x(1x25mm² + 22 x 16(10mm²)
 PE 1x(1x25mm² + 22 x 16(10mm²) in 2 brackets
 NORM: IEC/EN 62208, IEC/EN 60670-24
 Includes kit for universal installation in a wall, among others, foot metal wall, clip to connect switchgear vertically and horizontally.
 Protection degree IP 30, rated voltage 400 V AC
 Super-flat steel door. Only 5 mm thickness
 Outside dimensions: 358 x 603 x 94 mm

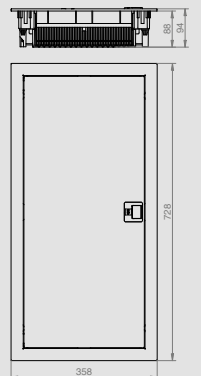


IP 30
400 V
STEEL

MSF RP 4x12 IP 30 (PE+N)

| Type | Color | Pack. | Weight | Index |
|-------------|----------------|-------|----------|----------------|
| MSF RP 4/56 | White RAL 9016 | 1 pc. | kg/1 pc. | 2004-00 |

Bracket with terminal equipped:
 N 1x(1x25mm² + 25 x 16(10mm²)
 PE 1x(1x25mm² + 25 x 16(10mm²) in 2 brackets
 NORM: IEC/EN 62208, IEC/EN 60670-24
 Includes kit for universal installation in a wall, among others, foot metal wall, clip to connect switchgear vertically and horizontally.
 Protection degree IP 30, rated voltage 400 V AC
 Super-flat steel door. Only 5 mm thickness
 Outside dimensions: 358 x 728 x 94 mm



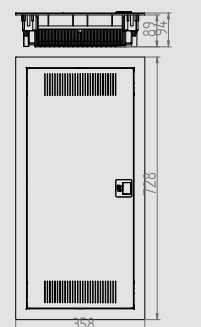
IP 30
400 V
STEEL

NEW

MSF TWIN RP 4x12 ELECTRIC + MULTIMEDIA

| Type | Color | Pack. | Weight | Index |
|------------------|----------------|-------|----------|----------------|
| MSF RP 4/56 TWIN | White RAL 9016 | 1 pc. | kg/1 pc. | 2014-10 |

Bracket with terminal equipped:
 N 1x(1x25mm² + 17 x 16(10mm²)
 PE 1x(1x25mm² + 17 x 16(10mm²) in 2 brackets
 NORM: IEC/EN 62208, IEC/EN 60670-24
 Includes kit for universal installation in a wall, among others, foot metal wall, clip to connect switchgear vertically and horizontally, mounting plate 2pc., socket 10A/250 1pc. Degree of protection IP 30, rated voltage 400 V AC
 Super-flat steel door. Only 5 mm thickness
 Outside dimensions: 358 x 728 x 94 mm



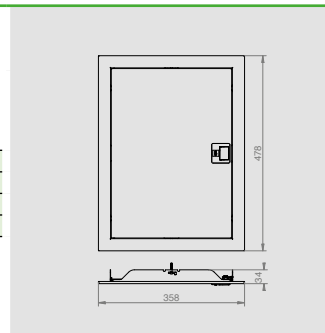


IP 30
400 V
STEEL

MSF METAL DOORS ELECTRIC FRAME COMPLETE

| Type | Color | Pack. | Weight | Index |
|----------------------------|----------------|-------|----------|----------------|
| | | 1 pc. | kg/1 pc. | |
| Door 1x14 steel with frame | White RAL 9016 | 1 | 1,25 | 2000-01 |
| Door 2x14 steel with frame | | | 1,5 | 2000-02 |
| Door 3x14 steel with frame | | | 1,8 | 2000-03 |
| Door 4x14 steel with frame | | | 2,1 | 2000-04 |

NORM: IEC/EN 62208, IEC/EN 60670-24
Protection degree IP 30, rated voltage 400 V AC
Super-flat steel door.
Dimensions: 359 x 464 x 91 mm

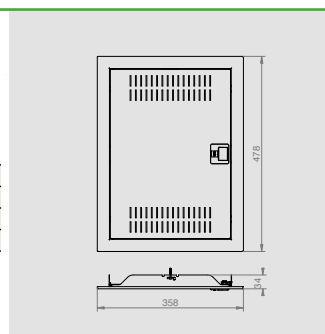


IP 30
400 V
STEEL

MSF METAL DOORS MULTIMEDIA FRAME COMPLETE

| Type | Color | Pack. | Weight | Index |
|---------------------------------------|----------------|-------|----------|----------------|
| | | 1 pc. | kg/1 pc. | |
| Door 1x14 MULTIMEDIA steel with frame | White RAL 9016 | 1 | 1,25 | 2000-11 |
| Door 2x14 MULTIMEDIA steel with frame | | | 1,50 | 2000-12 |
| Door 3x14 MULTIMEDIA steel with frame | | | 1,78 | 2000-13 |
| Door 4x14 MULTIMEDIA steel with frame | | | 2,0 | 2000-14 |

NORM: IEC/EN 62208, IEC/EN 60670-24
Protection degree IP 30, rated voltage 400 V AC
Super-flat steel door.
Dimensions: 359 x 464 x 91 mm

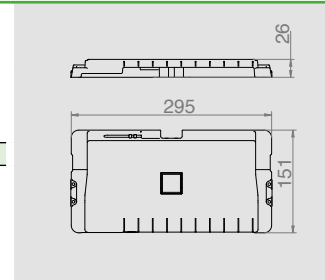


NEW

MSF PATCH-PANEL 18-PORTS STEEL + COVER

| Type | Color | Pack. | Weight | Index |
|-------------------|----------------|-------|----------|----------------|
| | | 1 pc. | kg/1 pc. | |
| Patch panel+cover | White RAL 9016 | 1 | - | 2000-48 |

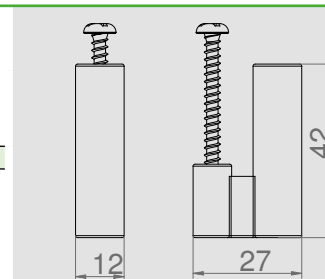
For tele-info modules.
MSF patch-panel 18 ports + cover.
Optional socket 230V, the possibility of using F-F sockets, various holes.



MSF FIXING SET FOR HOLLOW WALLS

| Type | Color | Pack. | Weight | Index |
|------------|----------------|-------|----------|----------------|
| | | 1 pc. | kg/1 pc. | |
| Fixing kit | White RAL 9016 | 1 | 0,03 | 2000-00 |


This kit allows installation of switchgear MSF in the walls of plasterboard.
Includes 4 pcs of brackets for mounting switchgear.



MSF DOOR LOCK METALLIC KEYS

| Type | Color | Pack. | Weight | Index |
|-----------|----------------|-------|----------|----------------|
| | | 1 pc. | kg/1 pc. | |
| Door lock | White RAL 9016 | 1 | 0,034 | 2000-10 |

The lock used to permanently close the cabinet door unauthorized access.

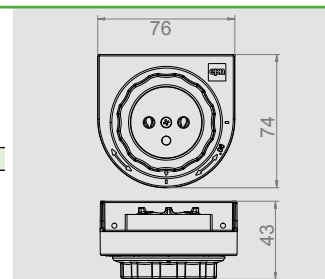


NEW

MSF ROTARY SOCKET 2P+Z 10A/250 V MULTIMEDIA

| Type | Color | Pack. | Weight | Index |
|----------|----------------|-------|----------|----------------|
| | | 1 pc. | kg/1 pc. | |
| GNT 2P+Z | White RAL 9003 | 1 | 0,07 | 2000-50 |

Rotary socket n/t 2P+Z 10A 250 V.
The ability to rotate 90°
Dimensions: 76x74x43mm

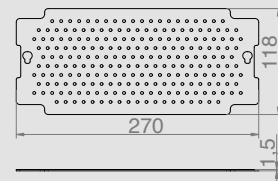




MSF MOUNTING PLATE MICRO-PERFORATED UNIVERSAL 270X124 MM MULTIMEDIA

| Type | Color | Pack. | Weight | Index |
|----------------|----------------|-------|----------|----------------|
| Mounting plate | White RAL 9016 | 1 pc. | kg/1 pc. | |
| | | 1 | 0,3 | 2000-27 |

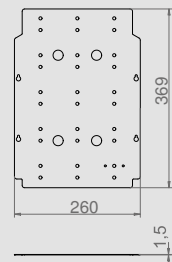
MSF mounting plate micro-perforated Universal 270x124 mm MULTIMEDIA
Mounting holes Ø 3,2 mm



MSF MOUNTING PLATE 2/28 LEVITON MULTIMEDIA

| Type | Color | Pack. | Weight | Index |
|----------------|----------------|-------|----------|----------------|
| Mounting plate | White RAL 9016 | 1 pc. | kg/1 pc. | |
| | | 1 | 0,74 | 2000-28 |

MSF mounting plate 2/28 LEVITON MULTIMEDIA.
Mounting holes Ø 6,3 mm
Plate adapted for mounting a patch panel index: 2000-40

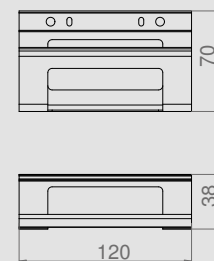


ROUTER

MSF HANDLE METAL DEVICES MULTIMEDIA

| Type | Color | Pack. | Weight | Index |
|------------|---------------|-------|----------|----------------|
| MSF-Uchwyt | Blue RAL 5005 | 1 pc. | kg/1 pc. | |
| | | 1 | 0,12 | 2000-32 |

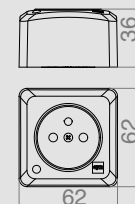
MSF handle metal devices MULTIMEDIA: router Wi-Fi, modem.
Requires the use of plates 2000-27.



MSF SOCKET N/T 2P+Z 16A MULTIMEDIA

| Type | Color | Pack. | Weight | Index |
|----------|----------------|-------|----------|----------------|
| GNT 2P+Z | White RAL 9016 | 1 pc. | kg/1 pc. | |
| | | 1 | 0,06 | 2000-33 |


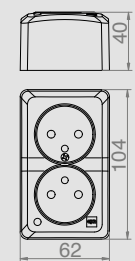
Socket n / t 2P + Z 250V for mounting two additional power supplies in interior switchgear MSF



MSF SOCKET N/T 2X2P+Z 16A MULTIMEDIA

| Type | Color | Pack. | Weight | Index |
|------------|----------------|-------|----------|----------------|
| GNT 2x2P+Z | White RAL 9016 | 1 pc. | kg/1 pc. | |
| | | 1 | 0,10 | 2000-34 |

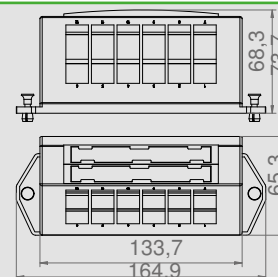
Socket n / t 2x2P + Z 250V for mounting two additional power supplies in interior switchgear MSF



PATCH PANEL 12-PORT MULTIOperator

| Type | Color | Pack. | Weight | Index |
|----------|-------|-------|----------|----------------|
| 12-ports | Black | 1 pc. | kg/1 pc. | |
| | | 1 | 0,06 | 2000-40 |

Patch Panel 12-port, mounting on the mounting plate using spinek. Panel contains descriptive labels, it helps to organize installation inside the switchboard MULTIMEDIA. Easy setup and installation outlets: fiber, Computer-Internet, telephone, cable TV, audio system.
Dimensions: 167x135x65 mm

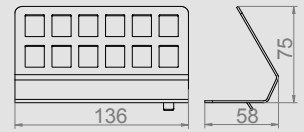




MSF PATCH-PANEL 12-PORT METAL

| Type | Color | Pack. | Weigh | Index |
|---------|----------------|-------|------------|----------------|
| 12-port | Black RAL 9005 | 1 | kg/100 pc. | 2000-46 |

Patch Panel Port 12 is made of metal, fixing the mounting plate. Easy setup and installation outlets: fiber optics, computer-Internet, telephone, cable TV, audio system. Panel for use also in a series of switchgear ECONOMIC BOX.
Dimensions: 136x75x58mm



MSF PATCH-PANEL 12-PORT EQUIPPED WITH METAL

| Type | Color | Pack. | Weigh | Index |
|----------|----------------|-------|------------|----------------|
| 12-ports | Black RAL 9005 | 1 | kg/100 pc. | 2000-47 |

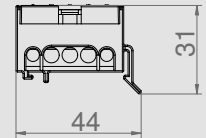
Patch Panel Port 12 is made of metal, fixing the mounting plate. 2xSC/APC; 2xRJ45(5e); 2xF-F Easy setup and installation outlets: fiber optics, computer-Internet, telephone, cable TV, audio system. Panel for use also in a series of switchgear ECONOMIC BOX.
Dimensions: 136x75x58mm



MSF N TERMINAL 5X10 / 16MM2 WITH THE OPTION OF MOUNTING ON TS35

| Type | Color | Pack. | Weigh | Index |
|---------|---------------|-------|------------|----------------|
| Clamp N | Blue RAL 5005 | 1 | kg/100 pc. | 2000-23 |

N terminal 5x (+ 2x10mm2 3x16mm2) with the option of mounting on TS35.

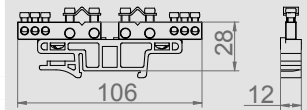


2000-06

TERMINAL TS35

| Type | Color | Pack. | Weigh | Index |
|------------|---------------|-------|------------|----------------|
| 2 x 5 -way | Blue RAL 5005 | 1 | kg/100 pc. | 2000-06 |
| 7-way | Blue RAL 5005 | 1 | - | 2000-07 |
| 12-way | Blue RAL 5005 | 1 | - | 2000-08 |

Complete terminal block anchored on TH35 rail mounting allows for additional residual current circuit



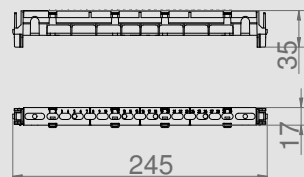
2000-06



MSF BRACKET TERMINAL BLOCKS FROM L4 TO L26.

| Type | Color | Pack. | Weight | Index |
|---------|---------------|-------|----------|----------------|
| Bracket | Blue RAL 5005 | 1 | kg/1 pc. | 2000-22 |

Bracket terminal blocks from L4 to L26. Complete overlay assay autopsy.

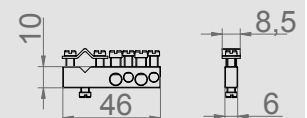


2000-16

MSF BRASS STRIP

| Type | Pack. | Weigh | Index |
|------|-------|------------|----------------|
| L-5 | 1 pc. | kg/100 pc. | 2000-16 |
| L-7 | 1 | - | 2000-17 |
| L-15 | 1 | - | 2000-18 |
| L-18 | 1 | - | 2000-19 |
| L-23 | 1 | - | 2000-20 |
| L-26 | 1 | - | 2000-21 |

Brass strip adapted for m 2000-16 mounting on a support.



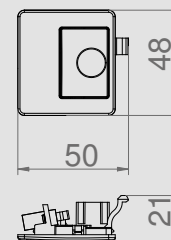
2000-16



MSF COMPLETE HANDLE WITH THE HANDLE / WITHOUT KEY

| Type | Color | Pack. | Weight | Index |
|--------|----------------|-------|----------|----------------|
| Handle | White RAL 9016 | 1 pc. | kg/1 pc. | |
| | | 1 | 0,03 | 2000-24 |

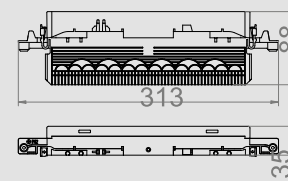
Spare part - complete handle with the handle / without key / used for destruction or loss, originally supplied with the switchgear



MSF COMPLETE GROMMET

| Type | Color | Pack. | Weight | Index |
|---------|----------------|-------|----------|----------------|
| Grommet | Szary RAL 9035 | 1 pc. | kg/1 pc. | |
| | | 1 | 0,08 | 2000-25 |

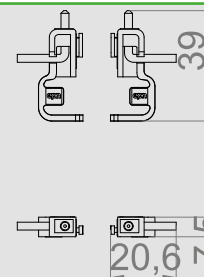
Spare part - Complete grommet with screws for entering Wiring used in casing of loss originally supplied with the switchgear



MSF HINGES WITH METAL AXLE RIGHT AND LEFT

| Type | Color | Pack. | Weight | Index |
|------------|----------------|-------|----------|----------------|
| MSF hinges | White RAL 9016 | 2 | kg/1 pc. | |
| | | 2 | 0,09 | 2000-26 |

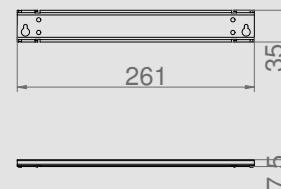
MSF hinges with metal axle right and left the door assembly



MSF RAIL 14 MOD TS35

| Type | Color | Pack. | Weight | Index |
|-------|-------|-------|----------|----------------|
| TS 35 | - | 1 pc. | kg/1 pc. | |
| | | 1 | 0,89 | 2000-29 |

MSF rail 14 mod TS35



MSF PAW MOUNTING TO THE WALL SET. 4 PCS.

| Type | Color | Pack. | Weight | Index |
|--------------|-------|-------|----------|----------------|
| Paw mounting | - | 4 | kg/1 pc. | |
| | | 4 | 0,92 | 2000-30 |

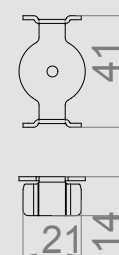
MSF paw mounting to the wall set. 4 pcs.



MSF METAL FASTENERS FOR CONNECTING SWITCHGEAR 2PCS.

| Type | Color | Pack. | Weight | Index |
|---------------|-------|-------|----------|----------------|
| MSF fasteners | - | 2 | kg/1 pc. | |
| | | 2 | 0,03 | 2000-31 |

Metal fasteners for connecting switchgear MSF vertically or horizontally

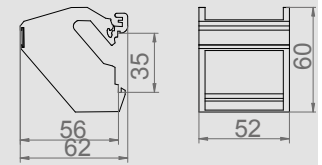




MSF ADAPTER FOR TS35 SOCKETS FOR (45X45) ON 2-MOD MULTIMEDIA

| Type | Color | Pack. | Weight | Index |
|-------------|----------------|-------|----------|----------------|
| MSF Adapter | White RAL 9016 | 1 pc. | kg/1 pc. | 2000-36 |


Adapter for DIN sockets 2M 22,5x45 (45x45) and computer power



MSF ADAPTER FOR TS35 SOCKETS FOR (45X45) ON 2-MOD MULTIMEDIA

| Type | Color | Pack. | Weight | Index |
|----------|----------------|-------|--------|----------------|
| MSF 2P+Z | White RAL 9016 | 1 | 0,03 | 2000-42 |

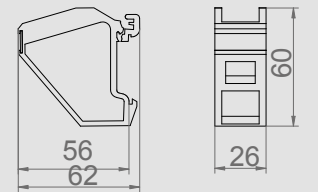
Adapter for DIN sockets 2M 22,5x45 (45x45) and computer power



MSF ADAPTER SLOTS TELEINF 1-MOD 22,5X45 MM KEYSTONE JACKS TYPE MULTIMEDIA

| Type | Color | Pack. | Weight | Index |
|-------------|----------------|-------|----------|----------------|
| MSF Adapter | White RAL 9016 | 1 pc. | kg/1 pc. | 2000-37 |

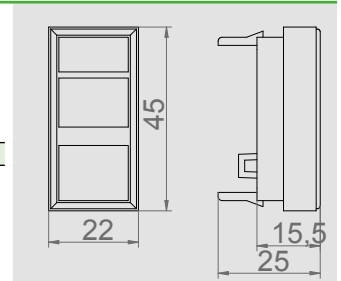
MSF adapter slots keystone jacks



MSF ADAPTER SLOTS TELEINF 1-MOD 22,5X45 MM KEYSTONE JACKS TYPE MULTIMEDIA

| Type | Color | Pack. | Weight | Index |
|-------------|----------------|-------|--------|----------------|
| MSF Adapter | White RAL 9016 | 1 | 0,008 | 2000-38 |

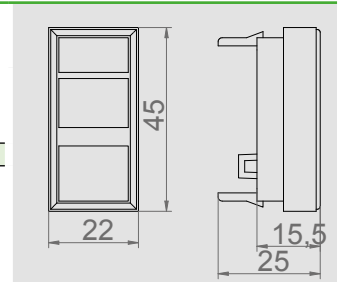
1-mod adapter straight 22,5x45mm for 1xRJ45 or 1xRJ 12



MSF ADAPTER SLOTS TELEINF 1-MOD 22,5X45 MM FOR RJ45 CAT 6A TOOLING. TYPE MULTIMEDIA

| Type | Color | Pack. | Weight | Index |
|-------------|----------------|-------|--------|----------------|
| MSF Adapter | White RAL 9016 | 1 | 0,008 | 2000-39 |

1-mod adapter straight 22,5x45mm for 1xRJ45 or 1xRJ 12 for sockets cat. 6A tooling




Residential/investment enclosures



economic™
BOX

Enclosures surface mounted ECONOMIC BOX IP40

| Protection degree | IP 40 |
|----------------------|---|
| Material Door/Casing | ABS / PS |
| Impact resistance | IK 05 |
| Thermal condition | -20°C +70°C |
| Thermal test | 70°C |
| Norm | PN-EN 61439-3:2012, PN-EN 61439-1:2011, IEC/EN 60670-24 |



- Degree protection IP 40
- protection class II
- range 1 to 3 row
- 6, 8, 12, 24, 36 – mod.

- standard included terminal bars PE + N
- 2 colours doors available
- key lock option



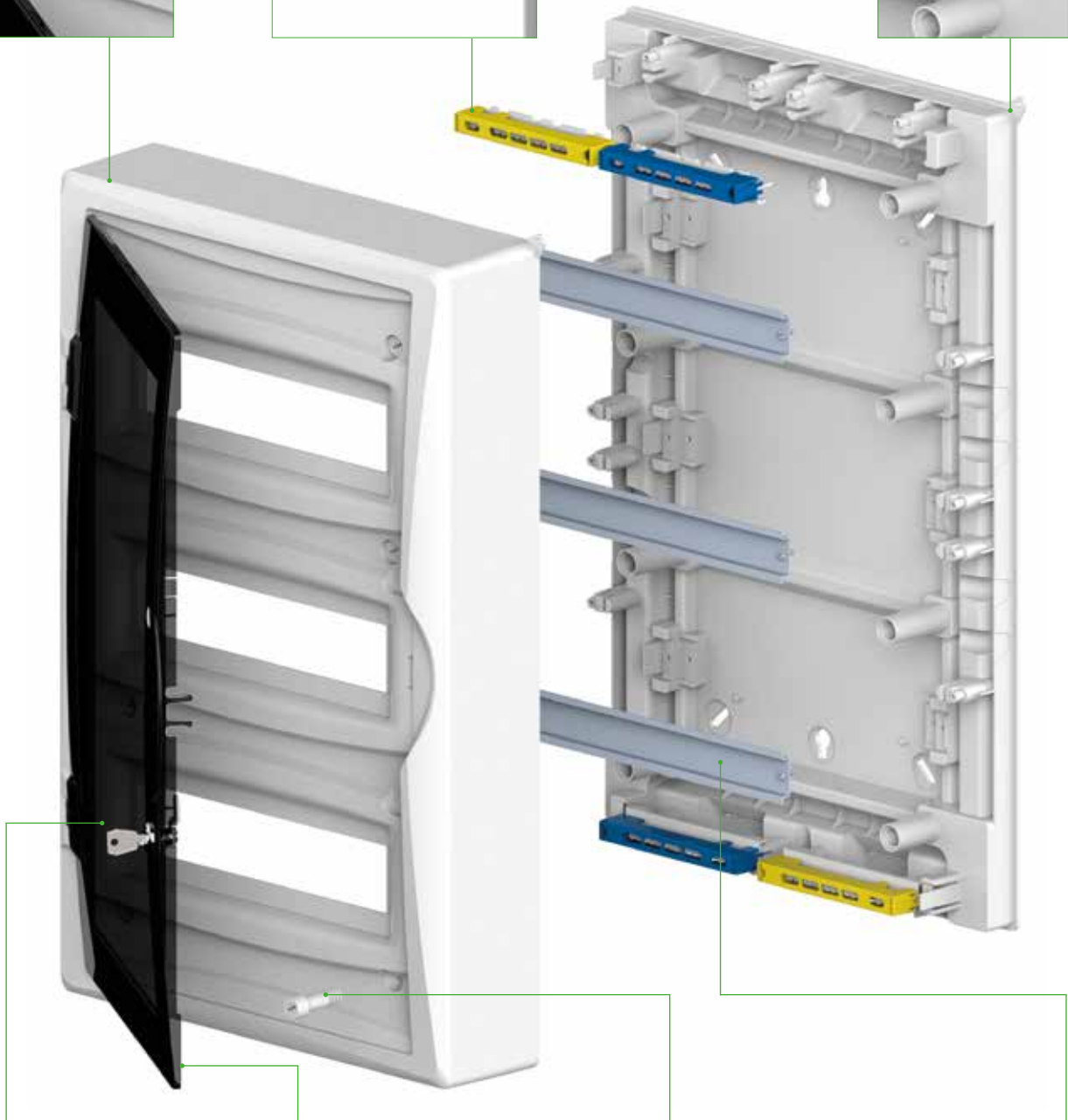
Casing white color RAL 9003




Terminal bars PE+N included



Sealing option



Key lock option



Transparent door or door the same colour as casing



New screw



New metal rail TS since 12mod

ENCLOSURES SURFACE MOUNTED ECONOMIC BOX IP40

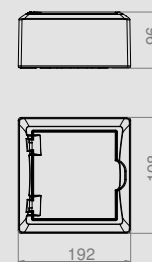
IP 40 IK 05 400 V PS



ECONOMIC BOX™ RN 1x6 IP 40 (PE+N)

| Rows / modules | Type | Doors color | Term. PE+N | Pack. | Weight | Index old | Index new |
|----------------|--------|-------------|------------|-------|--------|----------------|----------------|
| 1x6 | RN 1x6 | White | yes | 1 | 0,3 | 0606-00 | 2501-00 |
| 1x6 | RN 1x6 | Transp. | yes | 1 | 0,3 | 0606-01 | 2501-01 |

Protection degree IP 40, rated voltage 400V
Terminal blocks included
N 1x(3x10 mm² + 2x16 mm²)
PE 1x(3x10 mm² + 2x16 mm²)
NORM: PN-EN 61439-3:2012, PN-EN 61439-1:2011
Dimensions: 192x198x96 mm



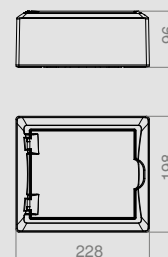
IP 40 IK 05 400 V PS



ECONOMIC BOX™ RN 1x8 IP 40 (PE+N)

| Rows / modules | Type | Doors color | Term. PE+N | Pack. | Weight | Index old | Index new |
|----------------|--------|-------------|------------|-------|--------|----------------|----------------|
| 1x8 | RN 1x8 | White | yes | 1 | 0,45 | 0614-00 | 2502-00 |
| 1x8 | RN 1x8 | Transp. | yes | 1 | 0,45 | 0614-01 | 2502-01 |

Protection degree IP 40, rated voltage 400V
Terminal blocks included
N 1x(5x10 mm² + 2x16 mm²)
PE 1x(5x10 mm² + 2x16 mm²)
NORM: PN-EN 61439-3:2012, PN-EN 61439-1:2011
Dimensions: 228x198x96 mm



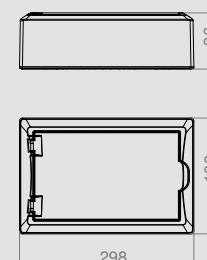
IP 40 IK 05 400 V PS



ECONOMIC BOX™ RN 1x12 IP 40 (PE+N)

| Rows / modules | Type | Doors color | Term. PE+N | Pack. | Weight | Index old | Index new |
|----------------|---------|-------------|------------|-------|--------|----------------|----------------|
| 1x12 | RN 1x12 | White | yes | 1 | 0,76 | 0640-00 | 2503-00 |
| 1x12 | RN 1x12 | Transp. | yes | 1 | 0,76 | 0640-01 | 2503-01 |

Protection degree IP 40, rated voltage 400V
Terminal blocks included
N 1x(3x10 mm² + 6x16 mm²)
PE 1x(3x10 mm² + 6x16 mm²)
NORM: PN-EN 61439-3:2012, PN-EN 61439-1:2011
Dimensions: 298x198x96 mm



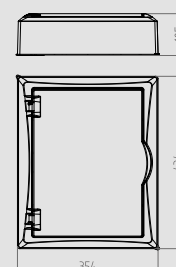
IP 40 IK 05 400 V PS



ECONOMIC BOX™ RN 2x12 IP 40 (PE+N)

| Rows / modules | Type | Doors color | Term. PE+N | Pack. | Weight | Index old | Index new |
|----------------|---------|-------------|------------|-------|--------|----------------|----------------|
| 2x12 | RN 2x12 | White | yes | 1 | 2,00 | 0608-00 | 2505-00 |
| 2x12 | RN 2x12 | Transp. | yes | 1 | 2,00 | 0608-01 | 2505-01 |

Protection degree IP 40, rated voltage 400V
Terminal blocks included
N 2x(3x10 mm² + 6x16 mm²)
PE 1x(3x10 mm² + 6x16 mm²)
NORM: PN-EN 61439-3:2012, PN-EN 61439-1:2011
Dimensions: 354x434x105 mm



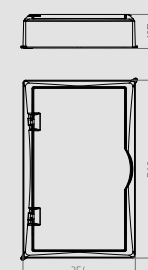
IP 40 IK 05 400 V PS



ECONOMIC BOX™ RN 3x12 IP 40 (PE+N)

| Rows / modules | Type | Doors color | Term. PE+N | Pack. | Weight | Index old | Index new |
|----------------|---------|-------------|------------|-------|--------|----------------|----------------|
| 3x12 | RN 3x12 | White | yes | 1 | 3,0 | 0610-00 | 2506-00 |
| 3x12 | RN 3x12 | Transp. | yes | 1 | 3,0 | 0610-01 | 2506-01 |

Protection degree IP 40, rated voltage 400V
Terminal blocks included
N 2x(3x10 mm² + 6x16 mm²)
PE 2x(3x10 mm² + 6x16 mm²)
NORM: PN-EN 61439-3:2012, PN-EN 61439-1:2011
Dimensions: 354x560x107 mm



ENCLOSURES MULTI-MEDIA ECONOMIC BOX IP40

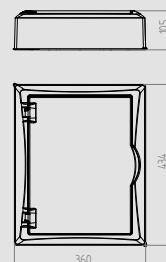
IP 40 IK 05 400 V PS



ECONOMIC BOX™ MULTIMEDIA RN 2x12

| Type | Color Door | Pack. | Weight | Index |
|---------|------------|-------|----------|----------------|
| RN 2/24 | White | 1 pc. | kg/1 pc. | new |
| RN 2/24 | Transp. | 1 | 2 | 2505-20 |
| RN 2/24 | Transp. | 1 | 2 | 2505-21 |

Protection degree IP 40, napięcie znamionowe 400V
It includes socket 2P+Z 16A/250V NORM: PN-IEC-60884-1,
rail TS 35 – 1pc,
mounting plate with holes for mounting devices: NORM:IEC/EN 60670-24
Dimensions: 360x434x105 mm



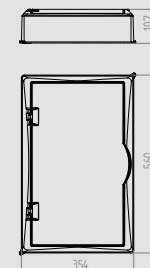
IP 40 IK 05 400 V PS



ECONOMIC BOX™ MULTIMEDIA RN 3x12

| Type | Color Door | Pack. | Weight | Index |
|---------|------------|-------|----------|----------------|
| RN 3/36 | White | 1 pc. | kg/1 pc. | new |
| RN 3/36 | Transp. | 1 | 3 | 2506-20 |
| RN 3/36 | Transp. | 1 | 3 | 2506-21 |

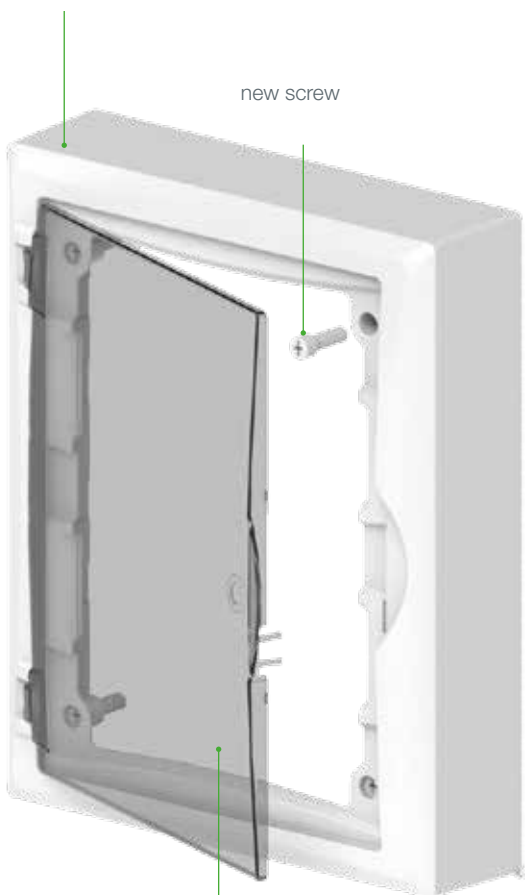
Protection degree IP 40, napięcie znamionowe 400V
It includes socket 2P+Z 16A/250V NORM: PN-IEC-60884-1,
rail TS 35 – 1pc,
mounting plate with holes for mounting devices: NORM:IEC/EN 60670-24
Dimensions: 354x560x107 mm



new patch panel in standard version
Index: 2000-46

Casing white color RAL 9003

new screw



Transparent door or door the same colour as casing



mounting plate microperforated
Index: 2000-27

Sealing option

ENCLOSURES SURFACE MOUNTED ECONOMIC BOX IP40

| Protection degree | IP 40 |
|--------------------------|---|
| Material Door/Cover/Base | PC/PS/PP FR |
| Impact resistance | IK 05 |
| Thermal condition | -20°C +70°C |
| Thermal test | 70°C |
| Norm | PN-EN 61439-3:2012, PN-EN 61439-1:2011, IEC/EN 60670-24 |



- Degree protection IP 40
- protection class II
- range 1 to 3 rows
- 6, 8, 12, 24, 36 – mod.
- standard included terminal bars PE + N

- 2 colours doors available
- modern design
- key lock option

ENCLOSURES SURFACE MOUNTED ECONOMIC BOX IP40

Casing white color RAL 9003



Hardened steel screws for fast and solid assembly



Termina bars PE+E



Rigid casing flush mounted version



Key lock option



Doors color Transp.



Metal TS rail

ENCLOSURES SURFACE MOUNTED ECONOMIC BOX IP40

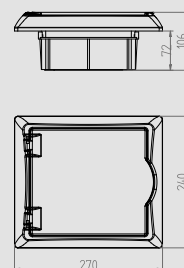
IP 40 IK 05 400 V PS



ECONOMIC BOX™ RP 1x6 IP 40 (PE+N)

| Rows / modules | Type | Color Door | Term. PE+N | Pack. | Weight | Index | Index |
|----------------|--------|------------|------------|-------|----------|----------------|----------------|
| 1/6 | RP 1x6 | White* | yes | 1 pc. | kg/1 pc. | old | new |
| 1/6 | RP 1x6 | Transp. | yes | 1 | 0,6 | 0680-00 | 2511-00 |
| 1/6 | RP 1x6 | Transp. | yes | 1 | 0,6 | 0680-01 | 2511-01 |

Protection degree IP 40, rated voltage 400V
Terminal blocks included
N 1x(3x10 mm² + 2x16 mm²)
PE 1x(3x10 mm² + 2x16 mm²)
NORM: PN-EN 61439-3:2012, PN-EN 61439-1:2011
Dimensions: 270x240x106 mm



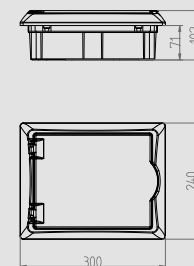
IP 40 IK 05 400 V PS



ECONOMIC BOX™ RP 1x8 IP 40 (PE+N)

| Rows / modules | Type | Color Door | Term. PE+N | Pack. | Weight | Index | Index |
|----------------|--------|------------|------------|-------|----------|----------------|----------------|
| 1/8 | RP 1x8 | White* | yes | 1 pc. | kg/1 pc. | old | new |
| 1/8 | RP 1x8 | Transp. | yes | 1 | 0,7 | 0681-00 | 2512-00 |
| 1/8 | RP 1x8 | Transp. | yes | 1 | 0,7 | 0681-01 | 2512-01 |

Protection degree IP 40, rated voltage 400V
Terminal blocks included
N 1x(5x10 mm² + 2x16 mm²)
PE 1x(5x10 mm² + 2x16 mm²)
NORM: PN-EN 61439-3:2012, PN-EN 61439-1:2011
Dimensions: 300x240x102 mm



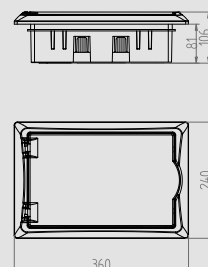
IP 40 IK 05 400 V PS



ECONOMIC BOX™ RP 1x12 IP 40 (PE+N)

| Rows / modules | Type | Color Door | Term. PE+N | Pack. | Weight | Index | Index |
|----------------|---------|------------|------------|-------|----------|----------------|----------------|
| 1/12 | RP 1x12 | White* | yes | 1 pc. | kg/1 pc. | old | new |
| 1/12 | RP 1x12 | Transp. | yes | 1 | 1,1 | 0682-00 | 2513-00 |
| 1/12 | RP 1x12 | Transp. | yes | 1 | 1,1 | 0682-01 | 2513-01 |

Protection degree IP 40, rated voltage 400V
Terminal blocks included
N 1x(7x10 mm² + 2x16 mm²)
PE 1x(7x10 mm² + 2x16 mm²)
NORM: PN-EN 61439-3:2012, PN-EN 61439-1:2011
Dimensions: 360x240x106 mm



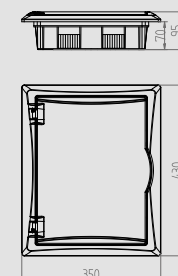
IP 40 IK 05 400 V PS



ECONOMIC BOX™ RP 2x12 IP 40 (PE+N)

| Rows / modules | Type | Color Door | Term. PE+N | Pack. | Weight | Index | Index |
|----------------|---------|------------|------------|-------|----------|----------------|----------------|
| 2/12 | RP 2x12 | White | yes | 1 pc. | kg/1 pc. | old | new |
| 2/12 | RP 2x12 | Transp. | yes | 1 | 1,6 | 0684-00 | 2515-00 |
| 2/12 | RP 2x12 | Transp. | yes | 1 | 1,6 | 0684-01 | 2515-01 |

Protection degree IP 40, rated voltage 400V
Terminal blocks included
N 2x(7x10 mm² + 2x16 mm²)
PE 1x(7x10 mm² + 2x16 mm²)
NORM: PN-EN 61439-3:2012, PN-EN 61439-1:2011
Dimensions: 350x430x95 mm



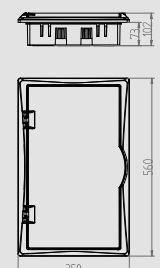
IP 40 IK 05 400 V PS



ECONOMIC BOX™ RP 3x12 IP 40 (PE+N)

| Rows / modules | Type | Color Door | Term. PE+N | Pack. | Weight | Index | Index |
|----------------|---------|------------|------------|-------|----------|----------------|----------------|
| 3/12 | RP 3x12 | White | yes | 1 pc. | kg/1 pc. | old | new |
| 3/12 | RP 3x12 | Transp. | yes | 1 | 2,4 | 0685-00 | 2516-00 |
| 3/12 | RP 3x12 | Transp. | yes | 1 | 2,4 | 0685-01 | 2516-01 |

Protection degree IP 40, rated voltage 400V
Terminal blocks included
N 2x(7x10 mm² + 2x16 mm²)
PE 2x(7x10 mm² + 2x16 mm²)
NORM: PN-EN 61439-3:2012, PN-EN 61439-1:2011
Dimensions: 350x560x102 mm



NEW



Developer type enclosures
MERIVA™ IP 40

| Protection degree | IP 40 |
|-----------------------|---|
| Material Door/Obudowa | ABS |
| Impact resistance | IK 08 |
| Thermal condition | -20°C +70°C |
| Thermal test | 70°C |
| Norm | PN-EN 61439-3:2012, PN-EN 61439-1:2011 |



MERIVA™

Enclosures multi-media and electrical version plastic made

- residential enclosures electrical and multi-media version plastic made
- made high quality ABS
- degree protection IP 40
- protection class II
- color RAL 9003 (White)
- terminal bars PE + N into support
- surface and flush mounted version
- 2 and 3 row version (2x24,3x36 mod)
- 12 mod serie
- universal left/right door
- door colour the same as enclosure

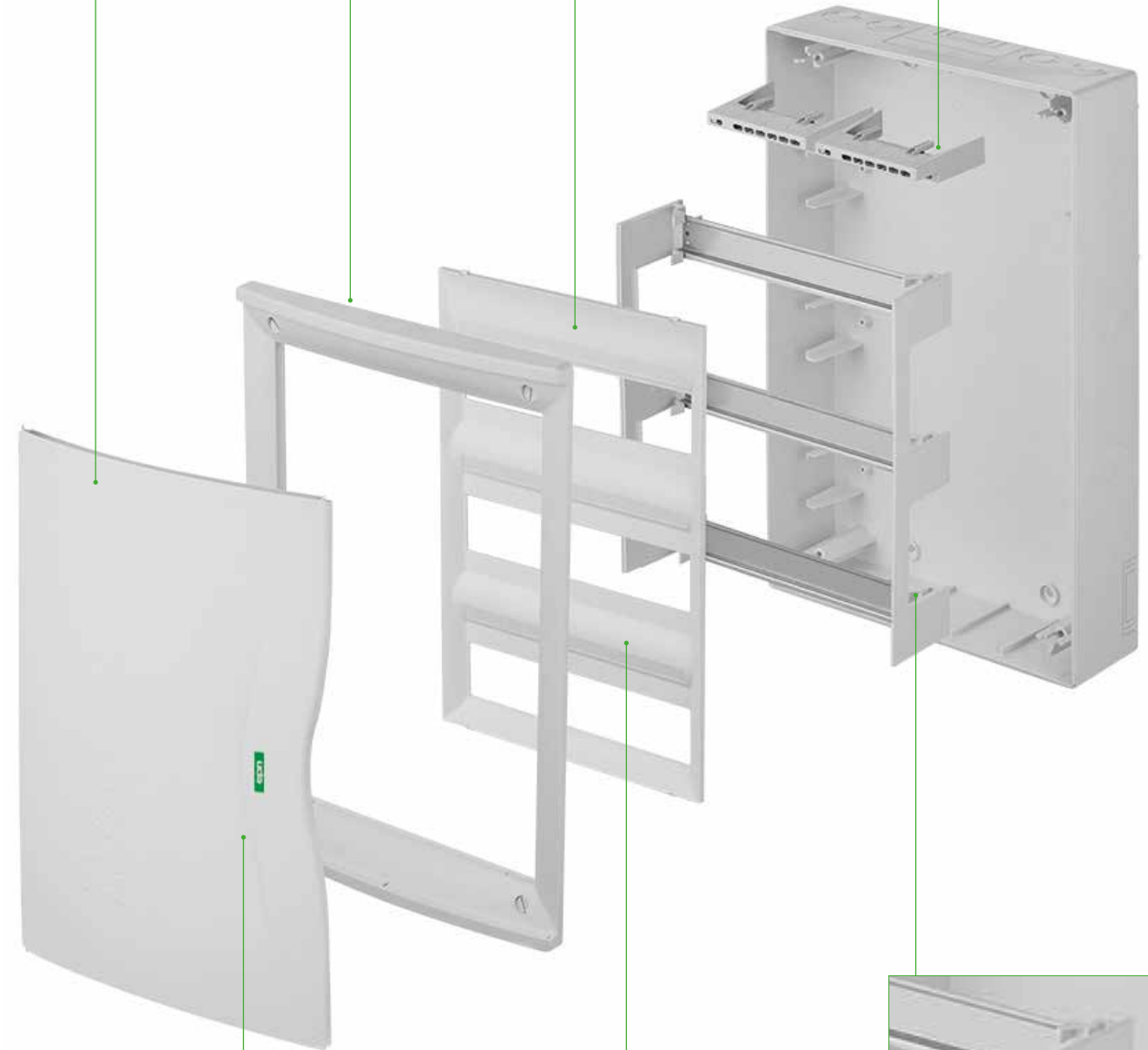


door colour the same as casing
colour White RAL 9003

screw

unified upper cover inside

terminal bars PE+N into
support as optional solution



universal left /right doors

place for MCB's descriptions

assembly kit TH DIN rail system

MERIVA IP40 SURFACE MOUNTED

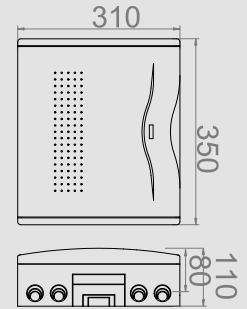
IP 40
IK 08
400 V



MERIVA RN 2x24 IP 40

| Rows / modules | Type | Doors color | Term. PE+N | Pack. 1 pc. | Weight kg/1 pc. | Index |
|----------------|---------|-------------|------------|-------------|-----------------|----------------|
| 2/24 | RN 2/24 | White | | 1 | 2,00 | 3605-00 |

Protection degree IP 40, rated voltage 400V, II protection class
 Additional option:
 Terminal bars PE + N into support
 N/PE 1x(6x10 mm² + 8x16 mm²)
 NORM: PN-EN 61439-3
 Dimensions: 350 x 310 x 110 mm



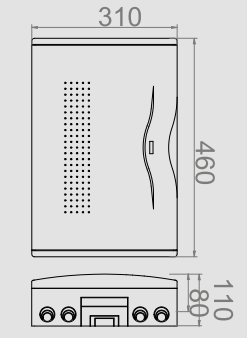
IP 40
IK 08
400 V



MERIVA RN 3x36 IP 40

| Rows / modules | Type | Doors color | Term. PE+N | Pack. 1 pc. | Weight kg/1 pc. | Index |
|----------------|---------|-------------|------------|-------------|-----------------|----------------|
| 3/36 | RN 3/36 | White | | 1 | 2,80 | 3606-00 |

Protection degree IP 40, rated voltage 400V, II protection class
 Additional option:
 Terminal bars PE + N into support
 N/PE 1x(6x10 mm² + 8x16 mm²)
 NORM: PN-EN 61439-3
 Dimensions: 460 x 310 x 110 mm



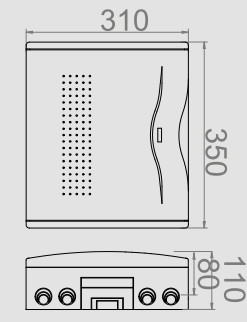
IP 40
IK 08
400 V



MERIVA RN 2x24 MULTIMEDIA

| Rows / modules | Type | Doors color | Term. PE+N | Pack. 1 pc. | Weight kg/1 pc. | Index |
|----------------|---------|-------------|------------|-------------|-----------------|----------------|
| 2/24 | RN 2/24 | White | | 1 | 2,00 | 3605-20 |

Protection degree IP 40, rated voltage 400V.
 NORM: PN-EN 61439-3
 Dimensions: 350 x 310 x 110 mm



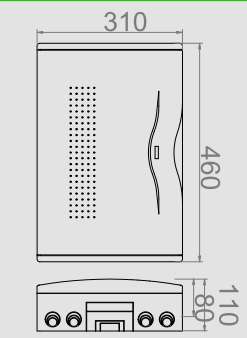
IP 40
IK 08
400 V



MERIVA RN 3x36 MULTIMEDIA

| Rows / modules | Type | Doors color | Term. PE+N | Pack. 1 pc. | Weight kg/1 pc. | Index |
|----------------|---------|-------------|------------|-------------|-----------------|----------------|
| 3/36 | RN 3/36 | White | | 1 | 3,00 | 3606-20 |

Protection degree IP 40, rated voltage 400V.
 NORM: PN-EN 61439-3
 Dimensions: 460 x 310 x 110 mm



MERIVA IP40 SURFACE MOUNTED

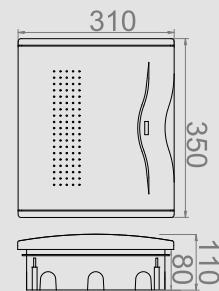
IP
40
IK
08
400
V



MERIVA RP 2x24 IP 40

| Rows / modules | Type | Doors color | Term. PE+N | Pack. | Weight | Index |
|----------------|---------|-------------|------------|-------|----------|----------------|
| 2/24 | RP 2/24 | White | | 1 pc. | kg/1 pc. | 3615-00 |

Protection degree IP 40, rated voltage 400V, II protection class
 Additional option:
 Terminal bars PE + N into support
 N/PE 1x(6x10 mm² + 8x16 mm²)
 NORM: PN-EN 61439-3
 Dimensions: 350 x 310 x 110 mm



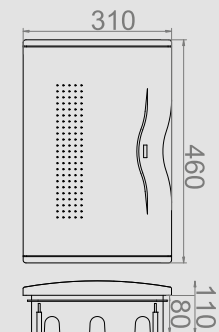
IP
40
IK
08
400
V



MERIVA RP 3x36 IP 40

| Rows / modules | Type | Doors color | Term. PE+N | Pack. | Weight | Index |
|----------------|---------|-------------|------------|-------|----------|----------------|
| 3/36 | RP 3/36 | White | | 1 pc. | kg/1 pc. | 3616-00 |

Protection degree IP 40, rated voltage 400V, II protection class
 Additional option:
 Terminal bars PE + N into support
 N/PE 1x(6x10 mm² + 8x16 mm²)
 NORM: PN-EN 61439-3
 Dimensions: 460 x 310 x 110 mm



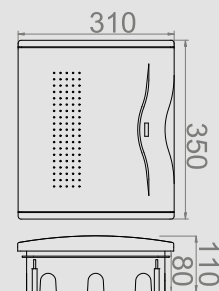
IP
40
IK
08
400
V



MERIVA RP 2x24 MULTIMEDIA

| Rows / modules | Type | Doors color | Term. PE+N | Pack. | Weight | Index |
|----------------|---------|-------------|------------|-------|----------|----------------|
| 2/24 | RP 2/24 | White | | 1 pc. | kg/1 pc. | 3615-20 |

Protection degree IP 40, rated voltage 400V.
 NORM: PN-EN 61439-3
 Dimensions: 350 x 310 x 110 mm



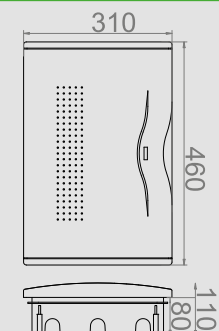
IP
40
IK
08
400
V



MERIVA RP 3x36 MULTIMEDIA

| Rows / modules | Type | Doors color | Term. PE+N | Pack. | Weight | Index |
|----------------|---------|-------------|------------|-------|----------|----------------|
| 3/36 | RP 3/36 | White | | 1 pc. | kg/1 pc. | 3616-20 |

Protection degree IP 40, rated voltage 400V.
 NORM: PN-EN 61439-3
 Dimensions: 460 x 310 x 110 mm



MERIVA ENCLOSURE ACCESSORIES

IP 40 IK 08 400 V



MERIVA BRACKET WITH A TERMINAL BLOCK

| Rows / modules | Type | Doors color | Term. PE+N | Pack. | Weight | Index |
|----------------|------|-------------|------------|-------|----------|----------------|
| - | | - | | 1 pc. | kg/1 pc. | 3600-10 |

Rated voltage 400V, II protection class
NORM: PN-EN 61439-3
1x(6x10 mm² + 8x16 mm²)

IP 40 IK 08 400 V



TERMINAL BLOCK L-14 BRASS

| Rows / modules | Type | Doors color | Term. PE+N | Pack. | Weight | Index |
|----------------|------|-------------|------------|-------|----------|----------------|
| - | | - | | 1 pc. | kg/1 pc. | 3600-11 |

Rated voltage 400V.
NORM: PN-EN 61439-3
1x(6x10 mm² + 8x16 mm²)

IP 40 IK 08 400 V



MERIVA BRACKET WITHOUT A TERMINAL BLOCK

| Rows / modules | Type | Doors color | Term. PE+N | Pack. | Weight | Index |
|----------------|------|-------------|------------|-------|----------|----------------|
| - | | - | | 1 pc. | kg/1 pc. | 3600-12 |

Rated voltage 400V, II protection class
NORM: PN-EN 61439-3



MERIVA SOCKET 45X45 16A/250V

| Rows / modules | Type | Doors color | Term. PE+N | Pack. | Weight | Index |
|----------------|------|-------------|------------|-------|----------|----------------|
| - | | - | | 1 pc. | kg/1 pc. | 2000-42 |

Socket 45x45 2P+Z 16A/250V white.
Socket for patch-panel MERIVA.



MERIVA PATCH - PANEL MULTIMEDIA 12-PORT STEEL

| Rows / modules | Type | Doors color | Term. PE+N | Pack. | Weight | Index |
|----------------|---------|-------------|------------|-------|----------|----------------|
| - | 12-port | - | | 1 pc. | kg/1 pc. | 3600-46 |

Steel panel
Dimensions: 276x164x1,5 mm



MERIVA MOUNTING PLATE PERFORATED

| Rows / modules | Type | Doors color | Term. PE+N | Pack. | Weight | Index |
|----------------|------|-------------|------------|-------|----------|----------------|
| - | | - | | 1 pc. | kg/1 pc. | 3600-27 |

Steel panel
Dimensions: 234x225x1,5 mm



Enclosures
GREEN BOX IP 40

Enclosures **GREEN BOX IP 40**

| Protection degree | IP 40 |
|--------------------------------|--|
| Material Door/Pokrywa/Podstawa | PC/PS |
| Impact resistance | IK 05 |
| Thermal condition | -20°C +70°C |
| Thermal test | 70°C |
| Norm | PN-EN 61439-3:2012 PN-EN 61439-1:2011 |



- degree protection IP 40
- protection class II
- till 22 mod in row
- 6, 8+2, 12+2, 14+2, 20+2 – mod.
- standard included terminal bars PE + N
- doors colours available:
 - white
 - transparent smoked
 - transparent green



Terminal bar PE+N

til 22 mod into row



3 colours doors available:
- White
- transp. green
- transp.



TS 35 rail

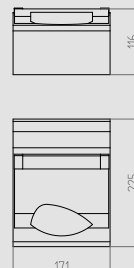
IP 40 IK 05 400 V PS



GREEN BOX RN 1x6 IP 40 (PE+N)

| Rows / modules | Type | Doors color | Term. PE+N | Pack. 1 pc. | Weight kg/1 pc. | Index old | Index new |
|----------------|--------|----------------|------------|-------------|-----------------|----------------|----------------|
| 1/6 | RN 1/6 | White | yes | 1 | 0,5 | 0688-00 | 2351-00 |
| 1/6 | RN 1/6 | transp. green | yes | 1 | 0,5 | 0688-01 | 2351-02 |
| 1/6 | RN 1/6 | transp. smoked | yes | 1 | 0,5 | 0688-02 | 2351-01 |

Protection degree IP 40, rated voltage 400V, II protection class
Terminal blocks included
N 1x(3x10mm² + 2x16mm²)
PE 1x(3x10mm² + 2x16mm²)
NORM: PN-EN 61439-3:2012, PN-EN 61439-1:2011
Dimensions: 171x225x116 mm



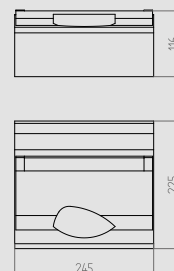
IP 40 IK 05 400 V PS



GREEN BOX RN 1x8+2 IP 40 (PE+N)

| Rows / modules | Type | Doors color | Term. PE+N | Pack. 1 pc. | Weight kg/1 pc. | Index old | Index new |
|----------------|----------|----------------|------------|-------------|-----------------|----------------|----------------|
| 1/8+2 | RN 1/8+2 | White | yes | 1 | 0,7 | 0689-00 | 2352-00 |
| 1/8+2 | RN 1/8+2 | transp. green | yes | 1 | 0,7 | 0689-01 | 2352-02 |
| 1/8+2 | RN 1/8+2 | transp. smoked | yes | 1 | 0,7 | 0689-02 | 2352-01 |

Protection degree IP 40, rated voltage 400V, II protection class
Terminal blocks included
N 1x(5x10mm² + 2x16mm²)
PE 1x(5x10mm² + 2x16mm²)
NORM: PN-EN 61439-3:2012, PN-EN 61439-1:2011
Dimensions: 245x225x116 mm



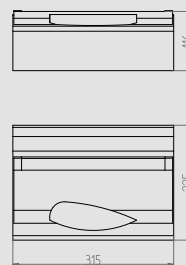
IP 40 IK 05 400 V PS



GREEN BOX RN 1x12+2 IP 40 (PE+N)

| Rows / modules | Type | Doors color | Term. PE+N | Pack. 1 pc. | Weight kg/1 pc. | Index old | Index new |
|----------------|-----------|----------------|------------|-------------|-----------------|----------------|----------------|
| 1/12+2 | RN 1/12+2 | White | yes | 1 | 1,0 | 0690-00 | 2353-00 |
| 1/12+2 | RN 1/12+2 | transp. green | yes | 1 | 1,0 | 0690-01 | 2353-02 |
| 1/12+2 | RN 1/12+2 | transp. smoked | yes | 1 | 1,0 | 0690-02 | 2353-01 |

Protection degree IP 40, rated voltage 400V, II protection class
Terminal blocks included
N 1x(7x10mm² + 2x16mm²)
PE 1x(7x10mm² + 2x16mm²)
NORM: PN-EN 61439-3:2012, PN-EN 61439-1:2011
Dimensions: 315x225x116 mm



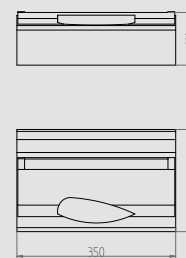
IP 40 IK 05 400 V PS



GREEN BOX RN 1x14+2 IP 40 (PE+N)

| Rows / modules | Type | Doors color | Term. PE+N | Pack. 1 pc. | Weight kg/1 pc. | Index old | Index new |
|----------------|-----------|----------------|------------|-------------|-----------------|----------------|----------------|
| 1/14+2 | RN 1/14+2 | White | yes | 1 | 1,0 | 0691-00 | 2354-00 |
| 1/14+2 | RN 1/14+2 | transp. green | yes | 1 | 1,0 | 0691-01 | 2354-02 |
| 1/14+2 | RN 1/14+2 | transp. smoked | yes | 1 | 1,0 | 0691-02 | 2354-01 |

Protection degree IP 40, rated voltage 400V, II protection class
Terminal blocks included
N 1x(12x10mm² + 2x16mm²)
PE 1x(12x10mm² + 2x16mm²)
NORM: PN-EN 61439-3:2012, PN-EN 61439-1:2011
Dimensions: 350x225x116 mm



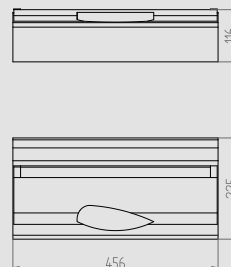
IP 40 IK 05 400 V PS



GREEN BOX RN 1x20+2 IP 40 (PE+N)

| Rows / modules | Type | Doors color | Term. PE+N | Pack. 1 pc. | Weight kg/1 pc. | Index old | Index new |
|----------------|-----------|----------------|------------|-------------|-----------------|----------------|----------------|
| 1/20+2 | RN 1/20+2 | White | yes | 1 | 1,3 | 0692-00 | 2355-00 |
| 1/20+2 | RN 1/20+2 | transp. green | yes | 1 | 1,3 | 0692-01 | 2355-02 |
| 1/20+2 | RN 1/20+2 | transp. smoked | yes | 1 | 1,3 | 0692-02 | 2355-01 |

Protection degree IP 40, rated voltage 400V, II protection class
Terminal blocks included
N 1x(12x10mm² + 2x16mm²)
PE 1x(12x10mm² + 2x16mm²)
NORM: PN-EN 61439-3:2012, PN-EN 61439-1:2011
Dimensions: 456x225x116 mm





Enclosures
ELEGANT IP 40



Enclosures **ELEGANT IP 40**

| Protection degree | IP 40 |
|-------------------|--|
| Material | PS |
| Impact resistance | IK 05 |
| Thermal condition | -20°C +70°C |
| Thermal test | 70°C |
| Norm | PN-EN 61439-3:2012 PN-EN 61439-1:2011 |



White doors on individual order. Index -00



- degree protection IP 40
- protection class II
- 1 to 3 rows
- 5, 8, 12, 18, 24, 36, 54 – mod.

- standard included terminal bars PE + N
- possibility sealing casing
- series 12 and 18 mod into row




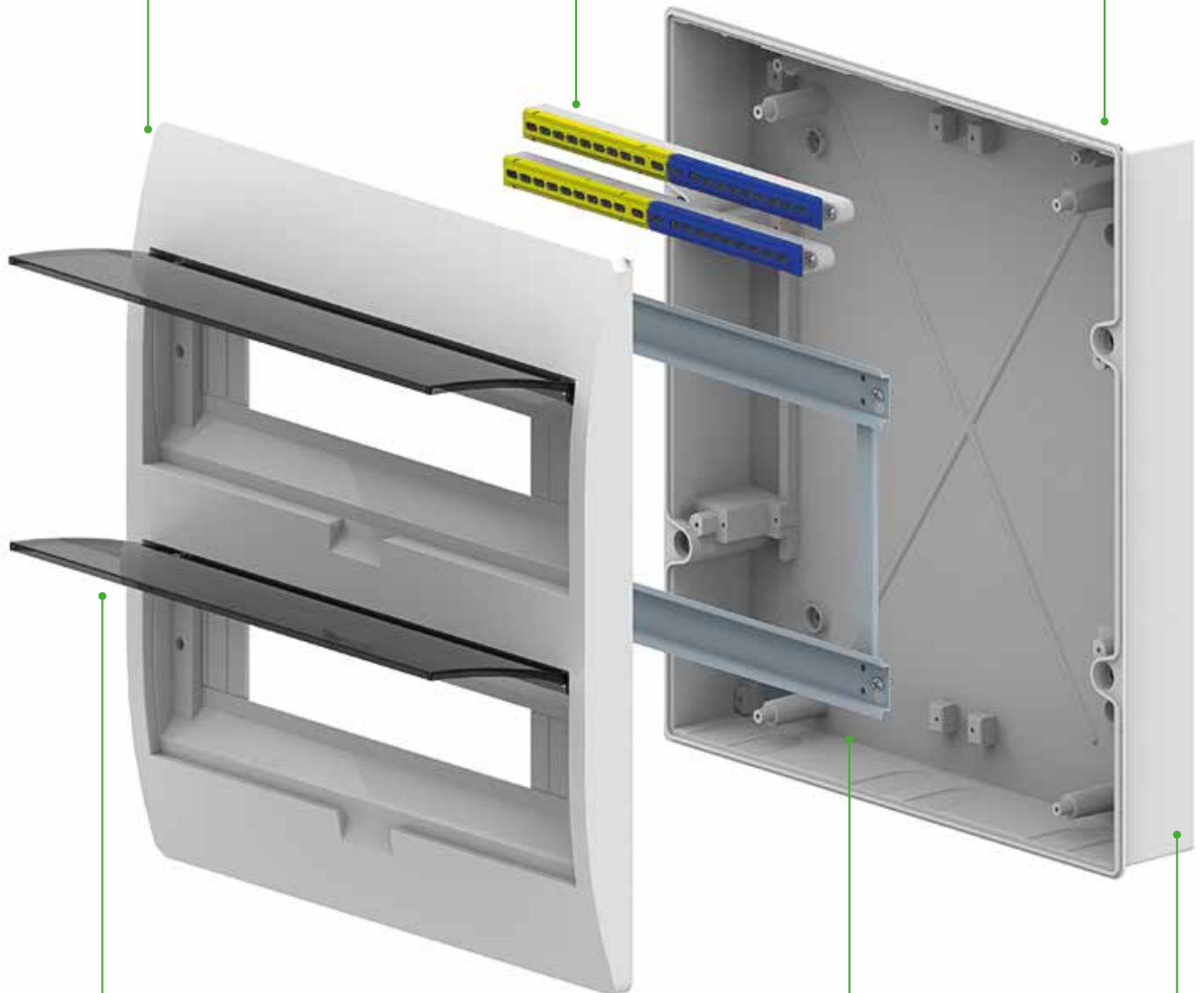

Casing white RAL 9003



standard included terminal bars
PE + N



Sealing possibility casings.



Doors color
Transp.



Possibility of flexible
utilities and cabling



rigid casing

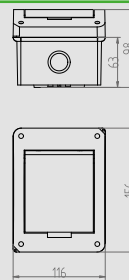
IP 40 IK 05 400 V PS



ELEGANT RN 1x5 IP 40

| Rows / modules | Type | Doors color | Term. PE+N | Pack. | Weight | Index new |
|----------------|--------|-------------|------------|-------|--------|----------------|
| 1/5 | RN 1x5 | Transp. | yes | 3 | 0,3 | 2401-01 |

Protection degree IP 40, rated voltage 400V. Sealing possibility casings.
Terminal blocks included
Terminal plate 1x10mm²
NORM: PN-EN 61439-3:2012, PN-EN 61439-1:2011
Dimensions: 116x156x98 mm



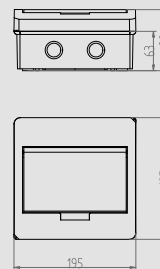
IP 40 IK 05 400 V PS



ELEGANT RN 1x8 IP 40 (PE+N)

| Rows / modules | Type | Doors color | Term. PE+N | Pack. | Weight | Index new |
|----------------|--------|-------------|------------|-------|--------|----------------|
| 1/8 | RN 1x8 | Transp. | yes | 1 | 0,55 | 2402-01 |

Protection degree IP 40, rated voltage 400V. Sealing possibility casings.
Terminal blocks included
N 1x(5x10mm² + 2x16mm²)
PE 1x(5x10mm² + 2x16mm²)
NORM: PN-EN 61439-3:2012, PN-EN 61439-1:2011
Dimensions: 195x195x98 mm



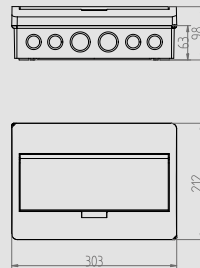
IP 40 IK 05 400 V PS



ELEGANT RN 1x12 IP 40 (PE+N)

| Rows / modules | Type | Doors color | Term. PE+N | Pack. | Weight | Index new |
|----------------|---------|-------------|------------|-------|--------|----------------|
| 1/12 | RN 1x12 | Transp. | yes | 1 | 0,92 | 2403-01 |
| 1/12 | RN 1x12 | White | yes | 1 | 0,92 | 2403-00 |

Protection degree IP 40, rated voltage 400V. Sealing possibility casings.
Terminal blocks included
N 1x(3x10 mm² + 6x16 mm²)
PE 1x(3x10 mm² + 6x16 mm²)
NORM: PN-EN 61439-3:2012, PN-EN 61439-1:2011
Dimensions: 303x212x98 mm



IP 40 IK 05 400 V PS

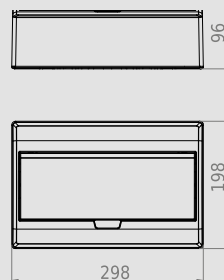
NEW



ELEGANT RN 1x12 IP 40 (PE+N) NEW VERSION

| Rows / modules | Type | Doors color | Term. PE+N | Pack. | Weight | Index new |
|----------------|---------|-------------|------------|-------|--------|----------------|
| 1/12 | RN 1x12 | Transp. | yes | 1 | 1,1 | 2423-01 |
| 1/12 | RN 1x12 | White | yes | 1 | 1,1 | 2423-00 |

Protection degree IP 40, rated voltage 400V. Sealing possibility casings.
Terminal blocks included
N 1x(3x10 mm² + 6x16 mm²)
PE 1x(3x10 mm² + 6x16 mm²)
NORM: PN-EN 61439-3:2012, PN-EN 61439-1:2011
Dimensions: 298x198x96 mm



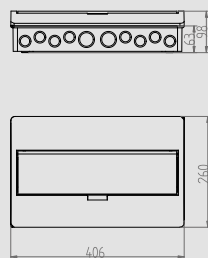
IP 40 IK 05 400 V PS



ELEGANT RN 1x18 IP 40 (PE+N)

| Rows / modules | Type | Doors color | Term. PE+N | Pack. | Weight | Index new |
|----------------|---------|-------------|------------|-------|--------|----------------|
| 1/18 | RN 1x18 | Transp. | yes | 1 | 1,32 | 2404-01 |
| 1/18 | RN 1x18 | White | yes | 1 | 1,32 | 2404-00 |

Protection degree IP 40, rated voltage 400V. Sealing possibility casings.
Terminal blocks included
N 1x(12x10 mm² + 2x16 mm²)
PE 1x(12x10 mm² + 2x16 mm²)
NORM: PN-EN 61439-3:2012, PN-EN 61439-1:2011
Dimensions: 406x260x98 mm



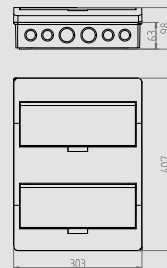
IP 40 IK 05 400 V PS



ELEGANT RN 2x12 IP 40 (PE+N)

| Rows / modules | Type | Doors color | Term. PE+N | Pack. 1 pc. | Weight kg/1 pc. | Index new |
|----------------|---------|-------------|------------|-------------|-----------------|----------------|
| 2/12 | RN 2x12 | Transp. | yes | 1 | 1,55 | 2405-01 |
| 2/12 | RN 2x12 | White | yes | 1 | 1,55 | 2405-00 |

Protection degree IP 40, rated voltage 400V. Sealing possibility casings.
Terminal blocks included
N 2x(3x10 mm² + 6x16 mm²)
PE 1x(3x10 mm² + 6x16 mm²)
NORM: PN-EN 61439-3:2012, PN-EN 61439-1:2011
Dimensions: 303x407x98 mm



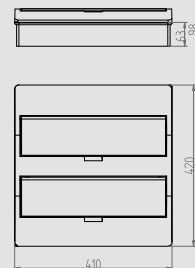
IP 40 IK 05 400 V PS



ELEGANT RN 2x18 IP 40 (PE+N)

| Rows / modules | Type | Doors color | Term. PE+N | Pack. 1 pc. | Weight kg/1 pc. | Index new |
|----------------|---------|-------------|------------|-------------|-----------------|----------------|
| 2/18 | RN 2x18 | Transp. | yes | 1 | 2,2 | 2407-01 |
| 2/18 | RN 2x18 | White | yes | 1 | 2,2 | 2407-00 |

Protection degree IP 40, rated voltage 400V. Sealing possibility casings.
Terminal blocks included
N 2x(6x10 mm² + 8x16 mm²)
PE 1x(6x10 mm² + 8x16 mm²)
NORM: PN-EN 61439-3:2012, PN-EN 61439-1:2011
Dimensions: 410x420x98 mm



IP 40 IK 05 400 V PS



ELEGANT RN 3x12 IP 40 (PE+N)

| Rows / modules | Type | Color Door | Term. PE+N | Pack. 1 pc. | Weight kg/1 pc. | Index new |
|----------------|---------|------------|------------|-------------|-----------------|----------------|
| 3/12 | RN 3x12 | Transp. | yes | 1 | 2,2 | 2406-01 |
| 3/12 | RN 3x12 | White | yes | 1 | 2,2 | 2406-00 |

Protection degree IP 40, rated voltage 400V. Sealing possibility casings.
Terminal blocks included
N 2x(7x10 mm² + 2x16 mm²)
PE 2x(7x10 mm² + 2x16 mm²)
NORM: PN-EN 61439-3:2012, PN-EN 61439-1:2011
Dimensions: 303x550x98 mm



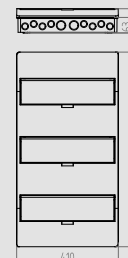
IP 40 IK 05 400 V PS



ELEGANT RN 3x18 IP 40 (PE+N)

| Rows / modules | Type | Doors color | Term. PE+N | Pack. 1 pc. | Weight kg/1 pc. | Index new |
|----------------|---------|-------------|------------|-------------|-----------------|----------------|
| 3/18 | RN 3x18 | Transp. | yes | 1 | 3,0 | 2408-01 |
| 3/18 | RN 3x18 | White | yes | 1 | 3,0 | 2408-00 |

Protection degree IP 40, rated voltage 400V. Sealing possibility casings.
Terminal blocks included
N 2x(12x10 mm² + 2x16 mm²)
PE 2x(12x10 mm² + 2x16 mm²)
NORM: PN-EN 61439-3:2012, PN-EN 61439-1:2011
Dimensions: 410x784x98 mm



ENCLOSURE ELEGANT IP40 FOR INDIVIDUAL ORDER

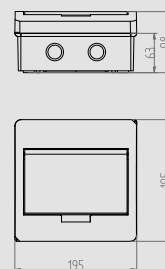
IP 40 IK 05 400 V PS



ELEGANT RN 1x8 (PE+N) IP 40

| Rows / modules | Type | Doors color | Color casing | Term. PE+N | Pack. | Weight | Index new |
|----------------|--------|-------------|-----------------|------------|-------|----------|----------------|
| 1/8 | RN 1x8 | Transp. | Cream RAL 1015* | yes | 1 pc. | kg/1 pc. | 2402-03 |

Protection degree IP 40, rated voltage 400V. Sealing possibility casings.
Terminal blocks included
N 1x(5x10mm² + 2x16mm²)
PE 1x(5x10mm² + 2x16mm²)
NORM: PN-EN 61439-3:2012, PN-EN 61439-1:2011
Dimensions: 195x195x98 mm



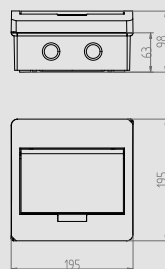
IP 40 IK 05 400 V PS



ELEGANT RN 1x8 (PE+N) IP 40

| Rows / modules | Type | Doors color | Color casing | Term. PE+N | Pack. | Weight | Index new |
|----------------|--------|-------------|-----------------|------------|-------|----------|----------------|
| 1/8 | RN 1x8 | Transp. | Brown RAL 8028* | yes | 1 pc. | kg/1 pc. | 2402-05 |

Protection degree IP 40, rated voltage 400V. Sealing possibility casings.
Terminal blocks included
N 1x(5x10mm² + 2x16mm²)
PE 1x(5x10mm² + 2x16mm²)
NORM: PN-EN 61439-3:2012, PN-EN 61439-1:2011
Dimensions: 195x195x98 mm



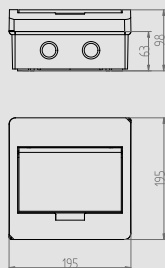
IP 40 IK 05 400 V PS



ELEGANT RN 1x8 (PE+N) IP 40

| Rows / modules | Type | Doors color | Color casing | Term. PE+N | Pack. | Weight | Index new |
|----------------|--------|-------------|------------------|------------|-------|----------|----------------|
| 1/8 | RN 1x8 | Transp. | Silver RAL 9006* | yes | 1 pc. | kg/1 pc. | 2402-07 |

Protection degree IP 40, rated voltage 400V. Sealing possibility casings.
Terminal blocks included
N 1x(5x10mm² + 2x16mm²)
PE 1x(5x10mm² + 2x16mm²)
NORM: PN-EN 61439-3:2012, PN-EN 61439-1:2011
Obudowa lakierowana proszkowo.
Dimensions: 195x195x98 mm



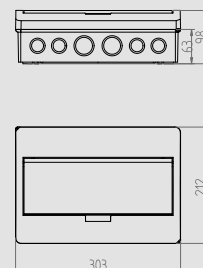
IP 40 IK 05 400 V PS



ELEGANT RN 1x12 (PE+N) IP 40

| Rows / modules | Type | Doors color | Color casing | Term. PE+N | Pack. | Weight | Index new |
|----------------|---------|-------------|-----------------|------------|-------|----------|----------------|
| 1/12 | RN 1x12 | Transp. | Cream RAL 1015* | yes | 1 pc. | kg/1 pc. | 2403-03 |

Protection degree IP 40, rated voltage 400V. Sealing possibility casings.
Terminal blocks included
N 1x(3x10 mm² + 6x16 mm²)
PE 1x(3x10 mm² + 6x16 mm²)
NORM: PN-EN 61439-3:2012, PN-EN 61439-1:2011
Dimensions: 303x212x98 mm



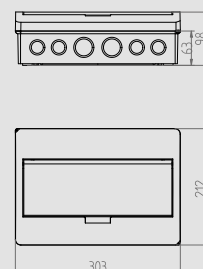
IP 40 IK 05 400 V PS



ELEGANT RN 1x12 (PE+N) IP 40

| Rows / modules | Type | Doors color | Color casing | Term. PE+N | Pack. | Weight | Index new |
|----------------|---------|-------------|-----------------|------------|-------|----------|----------------|
| 1/12 | RN 1x12 | Transp. | Brown RAL 8028* | yes | 1 pc. | kg/1 pc. | 2403-05 |

Protection degree IP 40, rated voltage 400V. Sealing possibility casings.
Terminal blocks included
N 1x(3x10 mm² + 6x16 mm²)
PE 1x(3x10 mm² + 6x16 mm²)
NORM: PN-EN 61439-3:2012, PN-EN 61439-1:2011
Dimensions: 303x212x98 mm



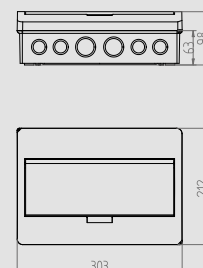
IP 40 IK 05 400 V PS



ELEGANT RN 1x12 (PE+N) IP 40

| Rows / modules | Type | Doors color | Color casing | Term. PE+N | Pack. | Weight | Index new |
|----------------|---------|-------------|------------------|------------|-------|----------|----------------|
| 1/12 | RN 1x12 | Transp. | Silver RAL 9006* | yes | 1 pc. | kg/1 pc. | 2403-07 |

Protection degree IP 40, rated voltage 400V. Sealing possibility casings.
Terminal blocks included
N 1x(3x10 mm² + 6x16 mm²)
PE 1x(3x10 mm² + 6x16 mm²)
NORM: PN-EN 61439-3:2012, PN-EN 61439-1:2011
Obudowa lakierowana proszkowo.
Dimensions: 303x212x98 mm



* ENCLOSURE ELEGANT IP40 FOR INDIVIDUAL ORDER

ENCLOSURE SURFACE MOUNTED ELEGANT IP40

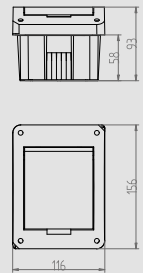
IP 40 IK 05 400 V PS



ELEGANT RP 1x5 IP 40

| Rows / modules | Type | Doors color | Term. PE+N | Pack. 1 pc. | Weight kg/1 pc. | Index new |
|----------------|--------|-------------|------------|-------------|-----------------|----------------|
| 1/5 | RP 1x5 | Transp. | yes | 3 | 0,24 | 2411-01 |

Protection degree IP 40, rated voltage 400V
Terminal blocks included
Terminal plate 1x10mm²
NORM: PN-EN 61439-3:2012, PN-EN 61439-1:2011
Dimensions: 116x156x93 mm



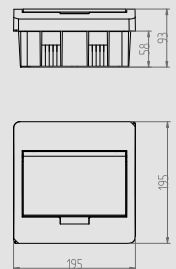
IP 40 IK 05 400 V PS



ELEGANT RP 1x8 IP 40 (PE+N)

| Rows / modules | Type | Doors color | Term. PE+N | Pack. 1 pc. | Weight kg/1 pc. | Index new |
|----------------|--------|-------------|------------|-------------|-----------------|----------------|
| 1/8 | RP 1x8 | Transp. | yes | 1 | 0,46 | 2412-01 |

Protection degree IP 40, rated voltage 400V
Terminal blocks included
N 1x(5x10mm² + 2x16mm²)
PE 1x(5x10mm² + 2x16mm²)
NORM: PN-EN 61439-3:2012, PN-EN 61439-1:2011
Dimensions: 195x195x90 mm



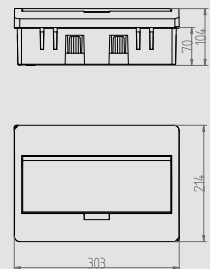
IP 40 IK 05 400 V PS



ELEGANT RP 1x12 IP 40 (PE+N)

| Rows / modules | Type | Doors color | Term. PE+N | Pack. 1 pc. | Weight kg/1 pc. | Index new |
|----------------|---------|-------------|------------|-------------|-----------------|----------------|
| 1/12 | RP 1x12 | Transp. | yes | 1 | 0,9 | 2413-01 |
| 1/12 | RP 1x12 | White | yes | 1 | 0,9 | 2413-00 |

Protection degree IP 40, rated voltage 400V
Terminal blocks included
N 1x(7x10mm² + 2x16mm²)
PE 1x(7x10mm² + 2x16mm²)
NORM: PN-EN 61439-3:2012, PN-EN 61439-1:2011
Dimensions: 303x214x104 mm



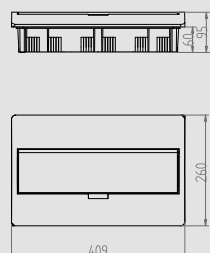
IP 40 IK 05 400 V PS



ELEGANT RP 1x18 IP 40 (PE+N)

| Rows / modules | Type | Doors color | Term. PE+N | Pack. 1 pc. | Weight kg/1 pc. | Index new |
|----------------|---------|-------------|------------|-------------|-----------------|----------------|
| 1/18 | RP 1x18 | Transp. | yes | 1 | 1,05 | 2414-01 |
| 1/18 | RP 1x18 | White | yes | 1 | 1,05 | 2414-00 |

Protection degree IP 40, rated voltage 400V
Terminal blocks included
N 1x(12x10mm² + 2x16mm²)
PE 1x(12x10mm² + 2x16mm²)
NORM: PN-EN 61439-3:2012, PN-EN 61439-1:2011
Dimensions: 409x260x95 mm



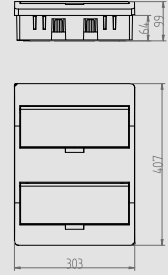
IP 40 IK 05 400 V PS



ELEGANT RP 2x12 IP 40 (PE+N)

| Rows / modules | Type | Doors color | Term. PE+N | Pack. 1 pc. | Weight kg/1 pc. | Index new |
|----------------|---------|-------------|------------|-------------|-----------------|----------------|
| 2/12 | RP 2x12 | Transp. | yes | 1 | 1,3 | 2415-01 |
| 2/12 | RP 2x12 | White | yes | 1 | 1,3 | 2415-00 |

Protection degree IP 40, rated voltage 400V
 Terminal blocks included
 N 2x(7x10mm² + 2x16mm²)
 PE 1x(7x10mm² + 2x16mm²)
 NORM: PN-EN 61439-3:2012, PN-EN 61439-1:2011
 Dimensions: 303x407x99 mm



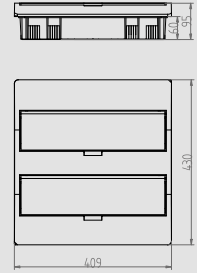
IP 40 IK 05 400 V PS



ELEGANT RP 2x18 IP 40 (PE+N)

| Rows / modules | Type | Doors color | Term. PE+N | Pack. 1 pc. | Weight kg/1 pc. | Index new |
|----------------|---------|-------------|------------|-------------|-----------------|----------------|
| 2/18 | RP 2x18 | Transp. | yes | 1 | 2,1 | 2417-01 |
| 2/18 | RP 2x18 | White | yes | 1 | 2,1 | 2417-00 |

Protection degree IP 40, rated voltage 400V
 Terminal blocks included
 N 2x(12x10 mm² + 2x16 mm²)
 PE 1x(12x10 mm² + 2x16 mm²)
 NORM: PN-EN 61439-3:2012, PN-EN 61439-1:2011
 Dimensions: 409x430x95 mm



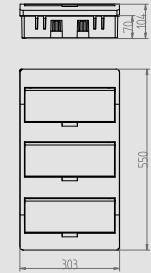
IP 40 IK 05 400 V PS 3X12



ELEGANT RP 3x12 IP 40 (PE+N)

| Rows / modules | Type | Doors color | Term. PE+N | Pack. 1 pc. | Weight kg/1 pc. | Index new |
|----------------|---------|-------------|------------|-------------|-----------------|----------------|
| 3/12 | RP 3x12 | Transp. | yes | 1 | 2,0 | 2416-01 |
| 3/12 | RP 3x12 | White | yes | 1 | 2,0 | 2416-00 |

Protection degree IP 40, rated voltage 400V
 Terminal blocks included
 N 2x(7x10mm² + 2x16mm²)
 PE 2x(7x10mm² + 2x16mm²)
 NORM: PN-EN 61439-3:2012, PN-EN 61439-1:2011
 Dimensions: 303x550x104 mm



IP65

IP55

PRODUKT
POLSKI

UV



Enclosure hermetic
EP-LUX Plus IP 55/65

Enclosure hermetic

EP-LUX Plus IP 55/65

| Protection degree | IP 55 / IP 65 |
|-------------------|---|
| Material | ABS |
| Impact resistance | IK 08 |
| Color | RAL 7035 (light grey) |
| Thermal condition | -20°C +70°C |
| Thermal test | 70°C |
| Norm | PN-EN 61439-3:2012, PN-EN 61439-1:2011 |



- degree protection IP 55 / IP 65
- impact resistance IK08
- protection class II
- 1-4 rows

- 12 and 18 mod. in row serie
- 6, 8, 12, 18, 24, 36, 54, 72 – mod.
- standard included terminal bars PE + N
- key lock option



sealed door



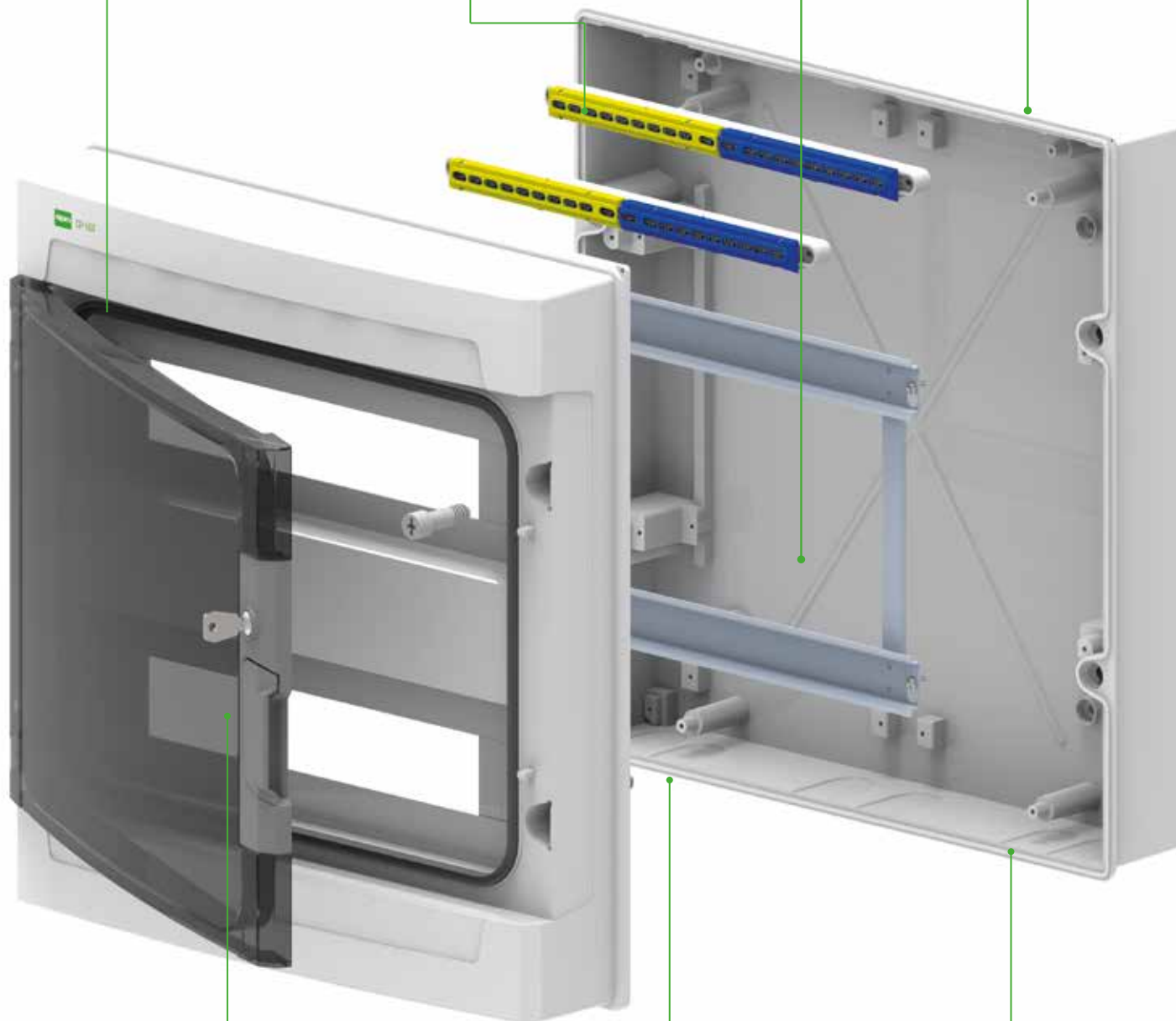
terminal block PE+N equipped



large space for cables



sealing possibility



new system door locking



weaknesses for cable glands



rigid construction IK07



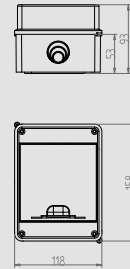
IP 55 IK 08 400 V ABS



EP-LUX PLUS RN 1x5 IP 55 PE+N

| Rows / modules | Type | Doors color | Term. PE+N | Pack. | Weight | Index |
|----------------|--------|-------------|------------|-------|----------|----------------|
| 1/5 | RN 1/5 | Transp. | yes | 1 pc. | kg/1 pc. | 1951-01 |

Protection degree IP 55, rated voltage 400V
Terminal plate 1x10mm²
NORM: PN-EN 61439-3:2012, PN-EN 61439-1:2011
Dimensions: 118x158x93 mm



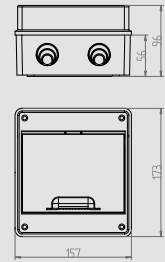
IP 55 IK 08 400 V ABS



EP-LUX PLUS RN 1x7 IP 55 (PE+N)

| Rows / modules | Type | Doors color | Term. PE+N | Pack. | Weight | Index |
|----------------|--------|-------------|------------|-------|----------|----------------|
| 1/7 | RN 1/7 | Transp. | yes | 1 pc. | kg/1 pc. | 1952-01 |

Protection degree IP 55, rated voltage 400V
Terminal blocks included
N 2x(3x10mm² + 2x16mm²)
PE 2x(3x10mm² + 2x16mm²)
NORM: PN-EN 61439-3:2012, PN-EN 61439-1:2011
Dimensions: 157x173x96 mm



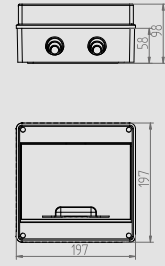
IP 55 IK 08 400 V ABS



EP-LUX PLUS RN 1x9 IP 55 (PE+N)

| Rows / modules | Type | Doors color | Term. PE+N | Pack. | Weight | Index |
|----------------|--------|-------------|------------|-------|----------|----------------|
| 1/9 | RN 1/9 | Transp. | yes | 1 pc. | kg/1 pc. | 1953-01 |

Protection degree IP 55, rated voltage 400V
Terminal blocks included
N 1x(5x10mm²+2x16mm²)
PE 1x(5x10mm²+2x16mm²)
NORM: PN-EN 61439-3:2012, PN-EN 61439-1:2011
Dimensions: 197x197x55 mm



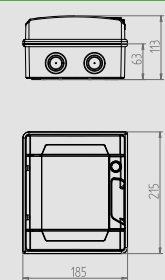
IP 65 IK 08 400 V ABS



EP-LUX PLUS RN 1x6 IP 65 (PE+N)

| Rows / modules | Type | Doors color | Term. PE+N | Pack. | Weight | Index |
|----------------|--------|-------------|------------|-------|----------|----------------|
| 1/6 | RN 1/6 | Transp. | yes | 1 pc. | kg/1 pc. | 1960-01 |

Protection degree IP 65, rated voltage 400V
Terminal blocks included
N 2x(3x10mm² + 2x16mm²)
PE 2x(3x10mm² + 2x16mm²)
NORM: PN-EN 61439-3:2012, PN-EN 61439-1:2011
Dimensions: 185x215x113 mm



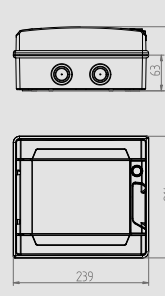
IP 65 IK 08 400 V ABS



EP-LUX PLUS RN 1x8 IP 65 (PE+N)

| Rows / modules | Type | Doors color | Term. PE+N | Pack. | Weight | Index |
|----------------|--------|-------------|------------|-------|----------|----------------|
| 1/9 | RN 1/9 | Transp. | yes | 1 pc. | kg/1 pc. | 1961-01 |

Protection degree IP 65, rated voltage 400V
Terminal blocks included
N 1x(5x10mm²+2x16mm²)
PE 1x(5x10mm²+2x16mm²)
Expand 9-mod in row.
NORM: PN-EN 61439-3:2012, PN-EN 61439-1:2011
Dimensions: 239x214x113 mm



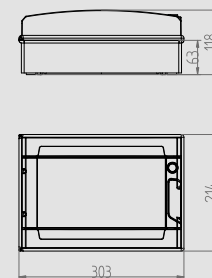
IP 65 IK 08 400 V ABS



EP-LUX PLUS RN 1x12 IP 65 (PE+N)

| Rows / modules | Type | Doors color | Term. PE+N | Pack. | Weight | Index |
|----------------|---------|-------------|------------|-------|----------|----------------|
| 1/12 | RN 1/12 | Transp. | yes | 1 pc. | kg/1 pc. | 1954-01 |

Protection degree IP 65, rated voltage 400V
 Terminal blocks included
 N 1x(3x10mm² + 6x16mm²)
 PE 1x(3x10mm² + 6x16mm²)
 Expand 13-mod in row.
 NORM: PN-EN 61439-3:2012, PN-EN 61439-1:2011
 Dimensions: 303x214x118 mm



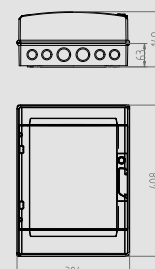
IP 65 IK 08 400 V ABS



EP-LUX PLUS RN 2x12 IP 65 (PE+N)

| Rows / modules | Type | Doors color | Term. PE+N | Pack. | Weight | Index |
|----------------|---------|-------------|------------|-------|----------|----------------|
| 2/12 | RN 2/24 | Transp. | yes | 1 pc. | kg/1 pc. | 1956-01 |

Protection degree IP 65, rated voltage 400V
 Terminal blocks included
 N 2x(3x10mm² + 6x16mm²)
 PE 1x(3x10mm² + 6x16mm²)
 Expand 13-mod in row.
 NORM: PN-EN 61439-3:2012, PN-EN 61439-1:2011
 Dimensions: 304x408x149 mm



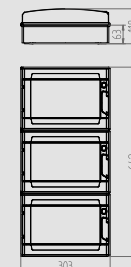
IP 65 IK 08 400 V ABS



EP-LUX PLUS RN 3x12 IP 65 (PE+N)

| Rows / modules | Type | Doors color | Term. PE+N | Pack. | Weight | Index |
|----------------|---------|-------------|------------|-------|----------|----------------|
| 3/12 | RN 3/36 | Transp. | yes | 1 pc. | kg/1 pc. | 1958-01 |

Protection degree IP 65, rated voltage 400V
 Terminal blocks included
 N 2x(3x10mm² + 6x16mm²)
 PE 2x(3x10mm² + 6x16mm²)
 Expand 13-mod in row.
 NORM: PN-EN 61439-3:2012, PN-EN 61439-1:2011
 Dimensions: 303x642x118 mm



KEY LOCK EP-LUX PLUS

| Type | Color | Pack. | Weight | Index |
|----------|-------|-------|----------|------------------|
| key lock | - | 1 pc. | kg/1 pc. | 190410-00 |

Key lock with 2 keys.

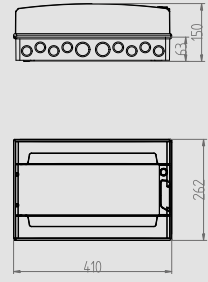
IP 65 IK 08 400 V ABS



EP-LUX PLUS RN 1x18 IP 65 (PE+N)

| Rows / modules | Type | Doors color | Term. PE+N | Pack. | Weight | Index |
|----------------|---------|-------------|------------|-------|----------|----------------|
| 1/18 | RN 1/18 | Transp. | yes | 1 pc. | kg/1 pc. | 1955-01 |

Protection degree IP 65, rated voltage 400V
 Terminal blocks included
 N 1x(6x10mm² + 8x16mm²)
 PE 1x(6x10mm² + 8x16mm²)
 Expand 19-mod in row.
 NORM: PN-EN 61439-3:2012, PN-EN 61439-1:2011
 Dimensions: 410x262x150 mm



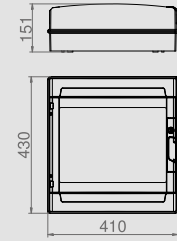
IP 65 IK 08 400 V ABS



EP-LUX PLUS RN 2x18 IP 65 (PE+N)

| Rows / modules | Type | Doors color | Term. PE+N | Pack. | Weight | Index |
|----------------|---------|-------------|------------|-------|----------|----------------|
| 2/18 | RN 2/36 | Transp. | yes | 1 pc. | kg/1 pc. | 1962-01 |

Protection degree IP 65, rated voltage 400V
 Terminal blocks included
 N 2x(6x10mm² + 8x16mm²)
 PE 1x(6x10mm² + 8x16mm²)
 Expand 19-mod in row.
 NORM: PN-EN 61439-3:2012, PN-EN 61439-1:2011
 Dimensions: 410x430x151 mm



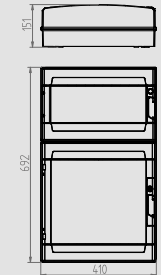
IP 65 IK 08 400 V ABS



EP-LUX PLUS RN 3x18 (1x18+2x18) IP 65

| Rows / modules | Type | Doors color | Term. PE+N | Pack. | Weight | Index |
|----------------|---------|-------------|------------|-------|----------|----------------|
| 3/18 | RN 3/54 | Transp. | yes | 1 pc. | kg/1 pc. | 1963-01 |

Protection degree IP 65, rated voltage 400V
 Terminal blocks included
 N 2x(6x10mm² + 8x16mm²)
 PE 2x(6x10mm² + 8x16mm²)
 2x terminal block 7-way 2x (LZ-7/N)
 Expand 19-mod in row.
 NORM: PN-EN 61439-3:2012, PN-EN 61439-1:2011
 Dimensions: 303x642x118 mm



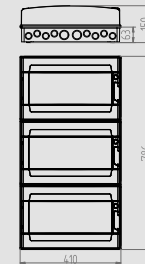
IP 65 IK 08 400 V ABS



EP-LUX PLUS RN 3x18 IP 65 (PE+N)

| Rows / modules | Type | Doors color | Term. PE+N | Pack. | Weight | Index |
|----------------|---------|-------------|------------|-------|----------|----------------|
| 3/18 | RN 3/54 | Transp. | yes | 1 pc. | kg/1 pc. | 1959-01 |

Protection degree IP 65, rated voltage 400V
 Terminal blocks included
 N 2x(6x10mm² + 8x16mm²)
 PE 2x(6x10mm² + 8x16mm²)
 Expand 19-mod in row.
 NORM: PN-EN 61439-3:2012, PN-EN 61439-1:2011
 Dimensions: 410x786x150 mm



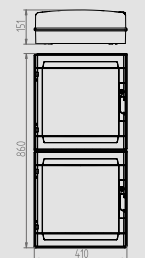
IP 65 IK 08 400 V ABS



EP-LUX PLUS RN 4x18 (2x2x36) IP 65

| Rows / modules | Type | Doors color | Term. PE+N | Pack. | Weight | Index |
|----------------|---------|-------------|------------|-------|----------|----------------|
| 4/18 | RN 4/72 | Transp. | yes | 1 pc. | kg/1 pc. | 1964-01 |

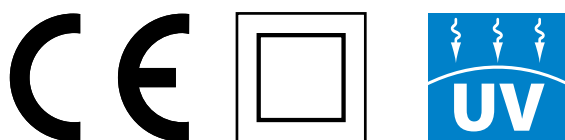
Protection degree IP 65, rated voltage 400V
 Terminal blocks included
 N 2x(6x10mm² + 8x16mm²)
 PE 2x(6x10mm² + 8x16mm²)
 3x terminal block 7-way 3x (LZ-7/N)
 Expand 19-mod in row.
 NORM: PN-EN 61439-3:2012, PN-EN 61439-1:2011
 Dimensions: 303x642x118 mm





Enclosures hermetic
GALANT PLUS IP 65

| | |
|--------------------------|--|
| Protection degree | IP 65 |
| Impact resistance | IK 08 |
| Tworzywo | >ABS< |
| Protection class | II |
| Color | RAL 7035(light gray) |
| Rated voltage | AC 440V/50Hz |
| Thermal condition | -25 °C +85 °C |
| Thermal test | 80 °C |
| Norm | PN-EN 61439-3:2012, PN-EN 61439-1:2011 |



- degree protection IP 65
- protection class II
- 1 to 4 rows serie
- 12 and 18 mod. in rows
- enclosures 3 to 72 mod.
- advanced technology 2 components knockouts into serie 18 mod
- impact resistance IK08






cables enter by elastic round membranes into 2 components bushes

screw



terminal bars PE+N in standard



optional system door locking



sealing



screw cap

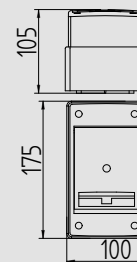
IP 65 UV IK 08 400 V ABS



GALANT PLUS RN 1x3 IP 65

| Type | Color | Pack. | Weight | Index |
|--------|---------|-------|----------|----------------|
| RN 1x3 | Transp. | 1 pc. | kg/1 pc. | 1600-01 |

Protection degree IP 65, rated voltage 400V
Standard included terminal bars PE + N.
NORM: PN-EN 61439-3:2012, PN-EN 61439-1:2011. Sealing possibility.
Dimensions 100 x 175 x 105 mm



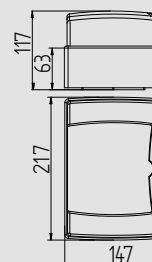
IP 65 UV IK 08 400 V ABS



GALANT PLUS RN 1x4 IP 65

| Type | Color | Pack. | Weight | Index |
|--------|---------|-------|----------|----------------|
| RN 1x4 | Transp. | 1 pc. | kg/1 pc. | 1601-01 |

Protection degree IP 65, rated voltage 400V
Standard included terminal bars PE + N.
NORM: PN-EN 61439-3:2012, PN-EN 61439-1:2011. Sealing possibility.
Dimensions 147x217x117 mm



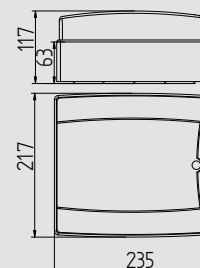
IP 65 UV IK 08 400 V ABS



GALANT PLUS RN 1x8 IP 65

| Type | Color | Pack. | Weight | Index |
|--------|---------|-------|----------|----------------|
| RN 1x8 | Transp. | 1 pc. | kg/1 pc. | 1602-01 |

Protection degree IP 65, rated voltage 400V
Standard included terminal bars PE + N.
NORM: PN-EN 61439-3:2012, PN-EN 61439-1:2011. Sealing possibility.
Dimensions 235x217x117 mm



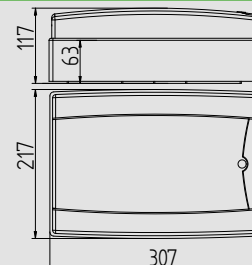
IP 65 UV IK 08 400 V ABS



GALANT PLUS RN 1x12 IP 65

| Type | Color | Pack. | Weight | Index |
|---------|---------|-------|----------|----------------|
| RN 1x12 | Transp. | 1 pc. | kg/1 pc. | 1603-01 |

Protection degree IP 65, rated voltage 400V
Standard included terminal bars PE + N.
NORM: PN-EN 61439-3:2012, PN-EN 61439-1:2011. Sealing possibility.
Dimensions 307x217x117 mm



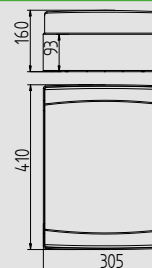
IP 65 UV IK 08 400 V ABS



GALANT PLUS RN 2x12 IP 65

| Type | Color | Pack. | Weight | Index |
|---------|---------|-------|----------|----------------|
| RN 2x12 | Transp. | 1 pc. | kg/1 pc. | 1605-01 |

Protection degree IP 65, rated voltage 400V
Standard included terminal bars PE + N.
NORM: PN-EN 61439-3:2012, PN-EN 61439-1:2011. Sealing possibility.
Dimensions 305x410x160 mm



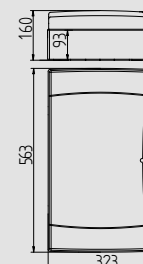
IP 65 UV IK 08 400 V ABS



GALANT PLUS RN-3x12 IP 65

| Type | Color | Pack. | Weight | Index |
|---------|---------|-------|----------|----------------|
| RN 3x12 | Transp. | 1 pc. | kg/1 pc. | 1607-01 |

Protection degree IP 65, rated voltage 400V
Standard included terminal bars PE + N.
NORM: PN-EN 61439-3:2012, PN-EN 61439-1:2011. Sealing possibility.
Dimensions 323x563x160 mm



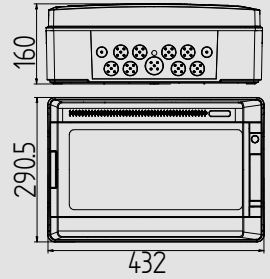
IP 65 UV IK 08 400 V ABS



GALANT PLUS RN 1x18 IP 65

| Type | Color | Pack. | Weight | Index |
|---------|---------|-------|------------------|----------------|
| RN 1x18 | Transp. | 1 pc. | kg/1 pc. 2,54 | 1604-01 |

Protection degree IP 65, rated voltage 400V
 Plate culvert 2-component supplied.
 Standard included terminal bars PE + N.
 NORM: PN-EN 61439-3:2012, PN-EN 61439-1:2011
 Dimensions 432x290.5x160 mm



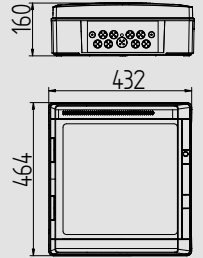
IP 65 UV IK 08 400 V ABS



GALANT PLUS RN 2x18 IP 65

| Type | Color | Pack. | Weight | Index |
|---------|---------|-------|------------------|----------------|
| RN 2/18 | Transp. | 1 pc. | kg/1 pc. 3,96 | 1606-01 |

Protection degree IP 65, rated voltage 400V
 Plate culvert 2-component supplied.
 Standard included terminal bars PE + N.
 NORM: PN-EN 61439-3:2012, PN-EN 61439-1:2011
 Dimensions 432x464x160 mm



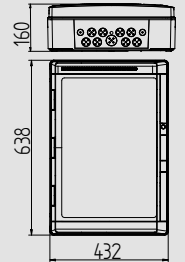
IP 65 UV IK 08 400 V ABS



GALANT PLUS RN 3x18 IP 65

| Type | Color | Pack. | Weight | Index |
|---------|---------|-------|------------------|----------------|
| RN 3x18 | Transp. | 1 pc. | kg/1 pc. 5,72 | 1608-01 |

Protection degree IP 65, rated voltage 400V
 Plate culvert 2-component supplied.
 Standard included terminal bars PE + N.
 NORM: PN-EN 61439-3:2012, PN-EN 61439-1:2011
 Dimensions 432x638x160 mm



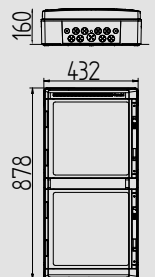
IP 65 UV IK 08 400 V ABS



GALANT PLUS RN 4x18 IP 65

| Type | Color | Pack. | Weight | Index |
|---------|---------|-------|------------------|----------------|
| RN 4x18 | Transp. | 1 pc. | kg/1 pc. 7,69 | 1609-01 |

Protection degree IP 65, rated voltage 400V
 Plate culvert 2-component supplied.
 Standard included terminal bars PE + N.
 NORM: PN-EN 61439-3:2012, PN-EN 61439-1:2011
 Dimensions 432x878x160 mm



KEY LOCK GALANT PLUS

| Type | Color | Pack. | Weight | Index |
|----------|-------|-------|------------------|----------------|
| Key lock | - | 1 pc. | kg/1 pc. 0,03 | 0260-03 |

Key lock with 2 keys.



4x18-mod.
1609-01

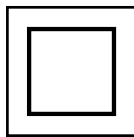
NEW



Enclosures hermetic
HERMETICA™ IP65

ENCLOSURES HERMETIC HERMETICA IP65

| | |
|-------------------|--|
| Protection degree | IP 65 |
| Material | CASING:ABS/Door:PC |
| Impact resistance | IK 08 |
| Protection class | II |
| Color | RAL 7035(light gray) |
| Rated voltage | AC 440V/50Hz |
| Thermal condition | -20 °C+70 °C |
| Thermal test | 70 °C |
| Norm | PN-EN 61439-3:2012, PN-EN 61439-1:2011 |



- Max MCB's height till 52 mm,
- included DIN rail,
- 3 and 4 mod casing one of the smallest at market,
- walls with knockout holes PG,
- possibility sealing window and enclosure,

- impact resistance,
- window regulation position stages: open and half open,
- individual equipment configuration into bigger enclosures,
- solid construction (thicker walls).

ENCLOSURES HERMETIC HERMETICA IP65


Door w Colorze Transp.m
z możliwością plombowania



Machine sealing under door and
upper cover



Large space for cabling



screw with sealing



rigid construction IK08



optional terminal bars PE+N



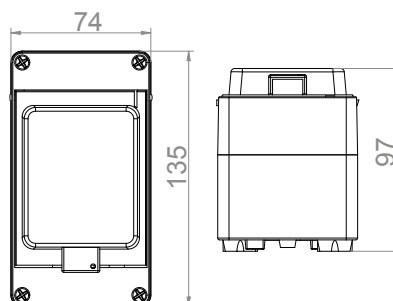
weaknesses for cable glands

IP 65 UV IK 08 400 V ABS PC

**HERMETICA RN 1x3 IP65**

| Type | Color | Pack. | Weight | Index |
|--------|---------------|-------|----------|----------------|
| RN-1x3 | Gray RAL 7035 | 1 pc. | kg/1 pc. | 2201-01 |

Dimensions:135x74x97 mm
N terminal included.

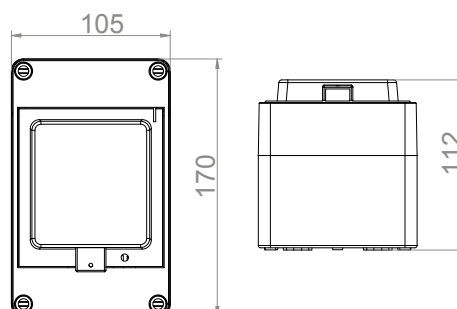


IP 65 UV IK 08 400 V ABS PC

**HERMETICA RN 1x4 IP65**

| Type | Color | Pack. | Weight | Index |
|--------|---------------|-------|----------|----------------|
| RN-1x4 | Gray RAL 7035 | 1 pc. | kg/1 pc. | 2202-01 |

Dimensions:170x105x111 mm
N terminal included.

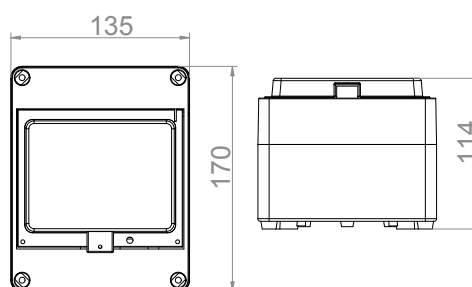


IP 65 UV IK 08 400 V ABS PC

**HERMETICA RN 1x6 IP65**

| Type | Color | Pack. | Weight | Index |
|--------|---------------|-------|----------|----------------|
| RN-1x6 | Gray RAL 7035 | 1 pc. | kg/1 pc. | 2203-01 |

Dimensions:170x135x112 mm
N terminal included.



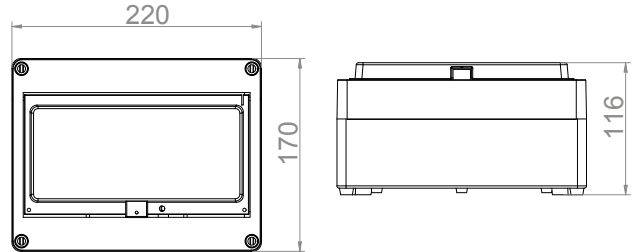
IP 65 UV IK 08 400 V ABS PC



HERMETICA RN 1x8+2 IP65

| Type | Color | Pack. | Weight | Index |
|----------|---------------|-------|----------|----------------|
| RN-1x8+2 | Gray RAL 7035 | 1 pc. | kg/1 pc. | 2204-01 |

Dimensions: 168x220x112,5 mm
 Terminal blocks included
 N 2x(1-10)mm² + 3x(1-16)mm²
 PE 2x(1-10)mm² + 3x(1-16)mm²



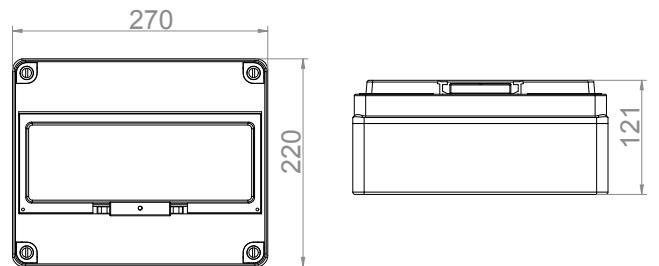
IP 65 UV IK 08 400 V ABS PC



HERMETICA RN 1x12+1 IP65

| Type | Color | Pack. | Weight | Index |
|-----------|---------------|-------|----------|----------------|
| RN-1x12+1 | Gray RAL 7035 | 1 pc. | kg/1 pc. | 2207-01 |

Dimensions: 220x270x120 mm
 Terminal blocks included
 N 5x(1-10)mm² + 2x(1-16)mm²
 PE 5x(1-10)mm² + 2x(1-16)mm²



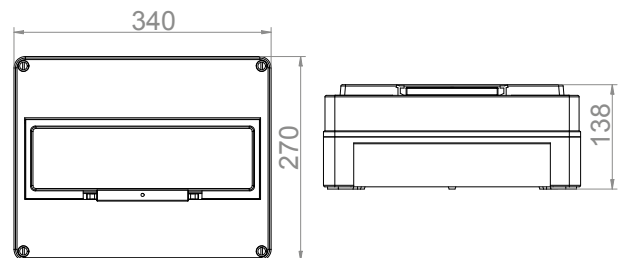
IP 65 UV IK 08 400 V ABS PC



HERMETICA RN 1x12+4 IP65

| Type | Color | Pack. | Weight | Index |
|-----------|---------------|-------|----------|----------------|
| RN-1x12+4 | Gray RAL 7035 | 1 pc. | kg/1 pc. | 2208-01 |

Dimensions: 270x340x138 mm
 Terminal blocks included
 N 12x(1-10)mm² + 2x(1-16)mm²
 PE 12x(1-10)mm² + 2x(1-16)mm²

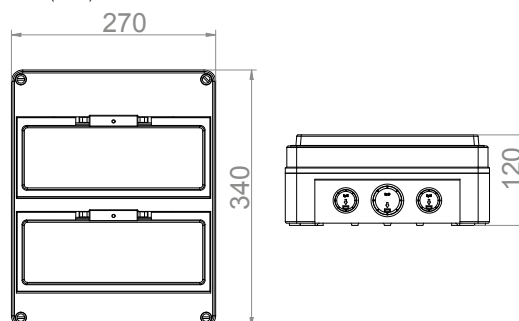


IP 65 UV IK 08 400 V ABS PC

**HERMETICA RN 2x12+2 IP65**

| Type | Color | Pack. | Weight | Index |
|-----------|---------------|-------|----------|----------------|
| RN-2x12+2 | Gray RAL 7035 | 1 pc. | kg/1 pc. | 2209-01 |

Dimensions: 340x270x119,5 mm
 Terminal blocks included
 N 12x(1-10)mm² + 2x(1-16)mm²
 PE 12x(1-10)mm² + 2x(1-16)mm²

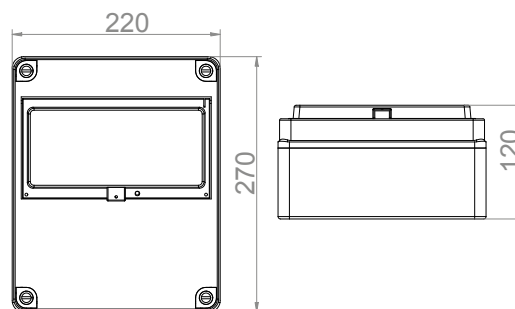


IP 65 UV IK 08 400 V ABS PC

**HERMETICA RN 1x10 IP65**

| Type | Color | Pack. | Weight | Index |
|---------|---------------|-------|----------|----------------|
| RN-1x10 | Gray RAL 7035 | 1 pc. | kg/1 pc. | 2205-01 |

Dimensions: 270x220x120 mm

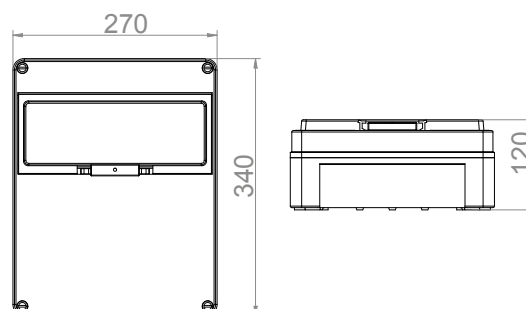


IP 65 UV IK 08 400 V ABS PC

**HERMETICA RN 1x13 IP65**

| Type | Color | Pack. | Weight | Index |
|---------|---------------|-------|----------|----------------|
| RN-1x13 | Gray RAL 7035 | 1 pc. | kg/1 pc. | 2206-01 |

Dimensions: 340x270x119,5 mm





Power enclosure **RS**

| Protection degree | IP 65* |
|-------------------|---|
| | *depends on assembled sockets degree protection is changing |
| Material | ABS |
| Impact resistance | IK 08 |
| Thermal condition | -20°C +70°C |
| Thermal test | 70°C |
| Norm | PN-EN 61439-3:2012 |



- Degree protection casing IP 65*
depends on assembled sockets degree protection is changing
- impact resistance IK08

- thermal condition -20°C +70°C
- thermal test 70°C



weakness

Terminal block PE+N



Metal key option
0260-03



Universal cover to soc-
kets assembly IP44/IP67

fig.1



Depending on the
type of sockets, you can
mount them to
covers (Fig. 1) or
directly to
housing (fig.2)

fig.2



screw cap



reversible hinges

Customized configuration for individual orders

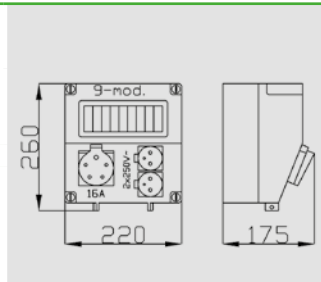
IP 44 UV IK 08 400 V ABS



RS 9-MOD 2X2P+Z, 3P+N+Z 16A

| Type | Space for protection | Color | Pack. | Weight | Index |
|------|----------------------|---------------|-------|----------|----------------|
| RS-9 | 9 mod. | Gray RAL 7035 | 1 pc. | kg/1 pc. | 6231-00 |

Protection degree IP 44, rated voltage 400V
 Norm: PN-EN 61439-3:2012
 Space for protection – 9 mod.
 Dimensions: 220x260x175 mm



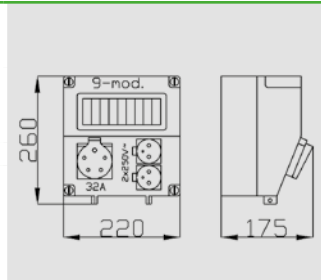
IP 44 UV IK 08 400 V ABS



RS 9-MOD 2X2P+Z, 3P+N+Z 32A

| Type | Space for protection | Color | Pack. | Weight | Index |
|------|----------------------|---------------|-------|----------|----------------|
| RS-9 | 9 mod. | Gray RAL 7035 | 1 pc. | kg/1 pc. | 6232-00 |

Protection degree IP 44, rated voltage 400V
 Norm: PN-EN 61439-3:2012
 Space for protection – 9 mod.
 Dimensions: 220x260x175 mm



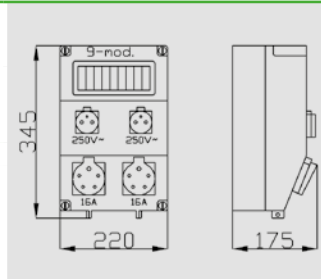
IP 44 UV IK 08 400 V ABS



RS 9-MOD 2X2P+Z, 2X3P+N+Z 16A

| Type | Space for protection | Color | Pack. | Weight | Index |
|------|----------------------|---------------|-------|----------|----------------|
| RS-9 | 9 mod. | Gray RAL 7035 | 1 pc. | kg/1 pc. | 6221-00 |

Protection degree IP 44, rated voltage 400V
 Norm: PN-EN 61439-3:2012
 Space for protection – 9 mod.
 Dimensions: 220x345x175 mm



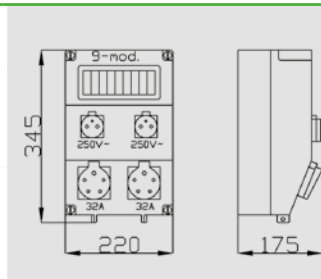
IP 44 UV IK 08 400 V ABS



RS 9-MOD 2X2P+Z, 2X3P+N+Z 32A

| Type | Space for protection | Color | Pack. | Weight | Index |
|------|----------------------|---------------|-------|----------|----------------|
| RS-9 | 9 mod. | Gray RAL 7035 | 1 pc. | kg/1 pc. | 6222-00 |

Protection degree IP 44, rated voltage 400V
 Norm: PN-EN 61439-3:2012
 Space for protection – 9 mod.
 Dimensions: 220x345x175 mm



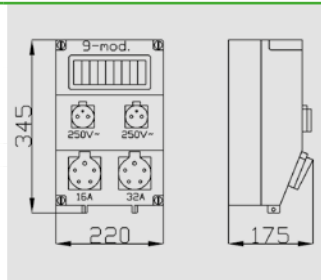
IP 44 UV IK 08 400 V ABS



RS 9-MOD 2X2P+Z, 3P+N+Z 16A, 3P+N+Z 32A

| Type | Space for protection | Color | Pack. | Weight | Index |
|------|----------------------|---------------|-------|----------|----------------|
| RS-9 | 9 mod. | Gray RAL 7035 | 1 pc. | kg/1 pc. | 6223-00 |

Protection degree IP 44, rated voltage 400V
 Norm: PN-EN 61439-3:2012
 Space for protection – 9 mod.
 Dimensions: 220x345x175 mm



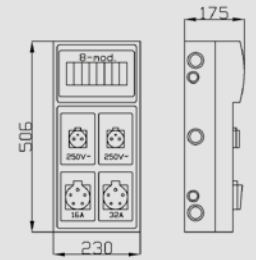
IP 44 UV IK 08 400 V ABS



RS 8-MOD 2X2P+Z, 2X3P+N+Z 16A

| Type | Space for protection | Color | Pack. | Weight | Index |
|------|----------------------|---------------|-------|----------|----------------|
| RS-8 | 8 mod. | Gray RAL 7035 | 1 pc. | kg/1 pc. | 6241-00 |

Protection degree IP 44, rated voltage 400V
 N 1x(5x10mm²+2x16mm²)
 PE 1x(5x10mm²+2x16mm²)
 Norm: PN-EN 61439-3:2012
 Space for protection – 8 mod.
 Dimensions: 230x506x175 mm



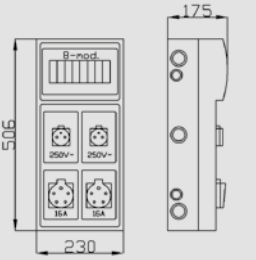
IP 44 UV IK 08 400 V ABS



RS 8-MOD 2X2P+Z, 2X3P+N+Z 32A

| Type | Space for protection | Color | Pack. | Weight | Index |
|------|----------------------|---------------|-------|----------|----------------|
| RS-8 | 8 mod. | Gray RAL 7035 | 1 pc. | kg/1 pc. | 6242-00 |

Protection degree IP 44, rated voltage 400V
 N 1x(5x10mm²+2x16mm²)
 PE 1x(5x10mm²+2x16mm²)
 Norm: PN-EN 61439-3:2012
 Space for protection – 8 mod.
 Dimensions: 230x506x175 mm



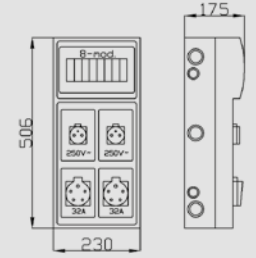
IP 44 UV IK 08 400 V ABS



RS 8-MOD. 2X2P+Z, 3P+N+Z 16A, 3P+N+Z 32A

| Type | Space for protection | Color | Pack. | Weight | Index |
|------|----------------------|---------------|-------|----------|----------------|
| RS-8 | 8 mod. | Gray RAL 7035 | 1 pc. | kg/1 pc. | 6243-00 |

Protection degree IP 44, rated voltage 400V
 N 1x(5x10mm²+2x16mm²)
 PE 1x(5x10mm²+2x16mm²)
 Norm: PN-EN 61439-3:2012
 Space for protection – 8 mod.
 Dimensions: 230x506x175 mm



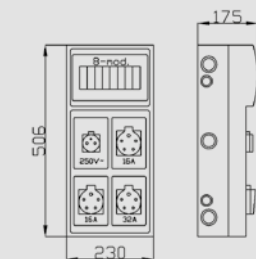
IP 44 UV IK 08 400 V ABS



RS 8-MOD 2P+Z, 2X3P+N+Z 16A, 3P+N+Z 32A

| Type | Space for protection | Color | Pack. | Weight | Index |
|------|----------------------|---------------|-------|----------|----------------|
| RS-8 | 8 mod. | Gray RAL 7035 | 1 pc. | kg/1 pc. | 6244-00 |

Protection degree IP 44, rated voltage 400V
 N 1x(5x10mm²+2x16mm²)
 PE 1x(5x10mm²+2x16mm²)
 Norm: PN-EN 61439-3:2012
 Space for protection – 8 mod.
 Dimensions: 230x506x175 mm



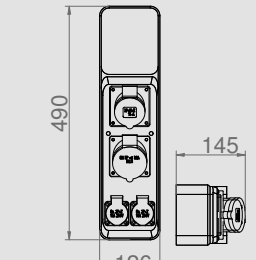
IP 44 UV IK 08 400 V ABS



RS 6-MOD 2X2P+Z, 3P+N+Z 16A, 3P+N+Z 32A

| Type | Color | Pack. | Weight | Index |
|------|---------------|-------|------------|----------------|
| RS-6 | Gray RAL 7035 | 1 pc. | kg/100 pc. | 6240-00 |

Protection degree IP 44, rated voltage 400V
 NORM: EN 61439-1, EN 60439-3, EN 62208
 Space for protection: 6 mod.
 Dimensions: 495x125x107 mm



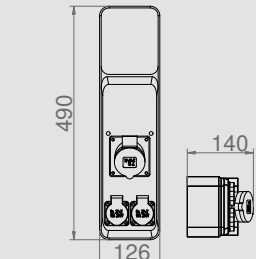
IP 44 UV IK 08 400 V ABS



RS 6-MOD 2X2P+Z, 3P+N+Z 16A

| Type | Color | Pack. | Weight | Index |
|------|---------------|-------|------------|----------------|
| RS-6 | Gray RAL 7035 | 1 pc. | kg/100 pc. | 6240-01 |

Protection degree IP 44, rated voltage 400V
 NORM: EN 61439-1, EN 60439-3, EN 62208
 Space for protection: 6 mod.
 Dimensions: 495x125x107 mm



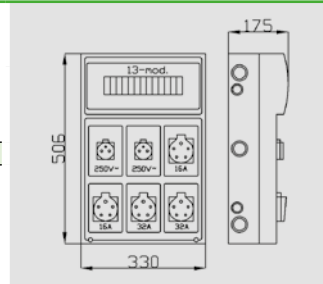
IP 44 UV IK 08 400 V ABS



RS 13-MOD 2X2P+Z, 2X3P+N+Z 16A, 2X3P+N+Z 32A

| Type | Space for protection | Color | Pack. | Weight | Index |
|-------|----------------------|---------------|-------|----------|----------------|
| RS-13 | 13 mod. | Gray RAL 7035 | 1 pc. | kg/1 pc. | |
| | | | 1 | 4,3 | 6251-00 |

Protection degree IP 44, rated voltage 400V
 N 1x(7x10mm²+2x16mm²)
 PE 1x(7x10mm²+2x16mm²)
 Norm: PN-EN 61439-3:2012
 Space for protection – 13 mod.
 Dimensions: 330x506x175 mm



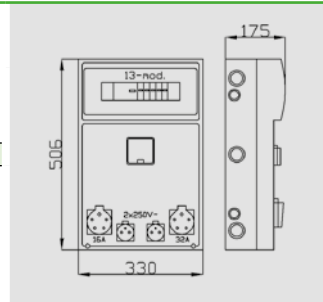
IP 44 UV IK 08 400 V ABS



POWER ENCLOSURE FOR METER BOARD :BUILDING TYPE 2X2P+Z, 3P+N+2 16A,3P+N+2 32A

| Type | Space for protection | Color | Pack. | Weight | Index |
|-------|----------------------|---------------|-------|----------|----------------|
| RS-13 | 13 mod. | Gray RAL 7035 | 1 pc. | kg/1 pc. | |
| | | | 1 | 4,0 | 6258-00 |

Protection degree IP 44, rated voltage 400V
 N 1x(7x10mm²+2x16mm²)
 PE 1x(7x10mm²+2x16mm²)
 Norm: PN-EN 61439-3:2012
 Protections: FI40/4/0,03, C20/3, 2xB20
 Inspection window.
 Dimensions: 330x506x175 mm



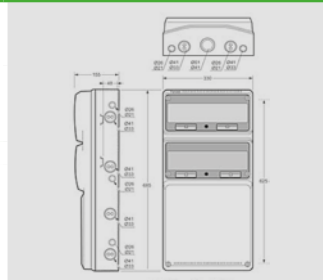
IP 44 UV IK 08 400 V ABS



RS-2/32 MOD 2X2P+Z, 3P+N+Z 16A, 2X3P+N+Z+32A

| Type | Color | Pack. | Weigh | Index |
|--------------|---------------|-------|------------|----------------|
| RS-2/32-mod. | Gray RAL 7035 | 1 pc. | kg/100 pc. | |
| | | 1 | 3,8 | 6256-00 |

Protection degree IP 44, rated voltage 400V
 NORM: EN 61439-1, EN 60439-3, EN 62208
 Space for protection: 32 mod.
 Dimensions: 685x330x150 mm
 Ability to use a key lock: 0260-03.



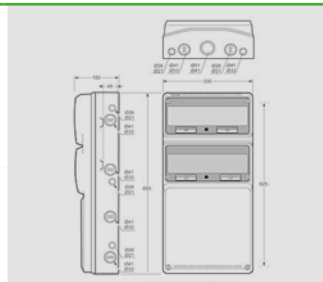
IP 44 UV IK 08 400 V ABS



RS-2/32 MOD 4X2P+Z, 2X3P+N+Z 16A, 3P+N+Z 32A

| Type | Color | Pack. | Weigh | Index |
|--------------|---------------|-------|------------|----------------|
| RS-2/32-mod. | Gray RAL 7035 | 1 pc. | kg/100 pc. | |
| | | 1 | 3,8 | 6257-00 |

Protection degree IP 44, rated voltage 400V
 NORM: EN 61439-1, EN 60439-3, EN 62208
 Space for protection: 32 mod.
 Dimensions: 685x330x150 mm
 Ability to use a key lock:0260-03.




IP 44 UV IK 08 400 V ABS STEEL



RS-B 13-MOD 3X2P+Z, 2X3P+N+Z 16A, 3P+N+Z 32A WITH CABLE AND PLUG32A 5P

| Type | Space for protection | Color | Pack. | Weight | Index |
|-------------|----------------------|---------------|-------|----------|----------------|
| RS-B 13 mod | 13 mod. | Gray RAL 7035 | 1 pc. | kg/1 pc. | |
| | | | 1 | 12,5 | 6259-10 |

Protection degree IP 44, rated voltage 400V
 NORM: EN 61439-1, EN 60439-3, EN 62208
 Space for protection: 13 mod.,
 protections included: C40/4/0,03 C25/3 3xC16
 Cable: OnPD 5x6mm² – 5 m + plug 3P+N+Z 32A
 Dimensions: 370x820x480 mm
 Ability to use a key lock:0260-03.



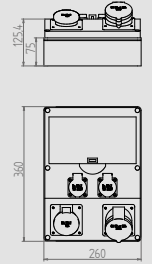
IP 44 UV IK 08 400 V ABS



RSO-13 MOD 2X2P+Z, 3P+N+Z 16A, 3P+N+Z 32A

| Type | Color | Pack. | Weigh | Index new |
|-------|---------------|-------|------------|----------------|
| RS-13 | Gray RAL 7035 | 1 pc. | kg/100 pc. | 6210-00 |

Protection degree IP 44, rated voltage 400V
 NORM: EN 61439-1, EN 60439-3, EN 62208
 Space for protection: 12 mod. Old index 6250-00
 Dimensions: 260x360x130 mm
 Sealing possibility: doors.



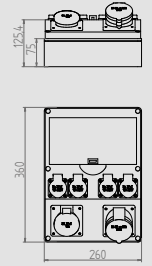
IP 44 UV IK 08 400 V ABS



RS-13 MOD 4X2P+Z, 3P+N+Z 16A, 3P+N+Z 32A

| Type | Color | Pack. | Weigh | Index new |
|-------|---------------|-------|------------|----------------|
| RS-13 | Gray RAL 7035 | 1 pc. | kg/100 pc. | 6210-01 |

Protection degree IP 44, rated voltage 400V
 NORM: EN 61439-1, EN 60439-3, EN 62208
 Space for protection: 12 mod. Old index 6250-01
 Dimensions: 260x360x130 mm
 Sealing possibility: doors.



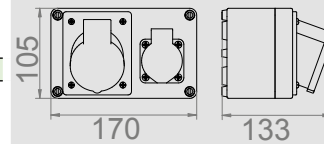
IP 44 UV IK 08 400 V ABS



RS-2 2P+Z, 3P+N+Z 16A

| Type | Space for protection | Color | Pack. | Weight | Index old | Index new |
|------|----------------------|---------------|-------|----------|----------------|----------------|
| RS-2 | none | Gray RAL 7035 | 1 pc. | kg/1 pc. | 6261-00 | 6202-00 |

Protection degree IP 44, rated voltage 400V
 Norm: PN-EN 61439-3:2012
 Old index 6261-00
 No protections.
 Dimensions: 165x125x105 mm



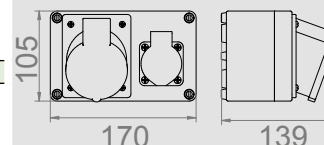
IP 44 UV IK 08 400 V ABS



RS-2 2P+Z, 3P+N+Z 32A

| Type | Space for protection | Color | Pack. | Weight | Index old | Index new |
|------|----------------------|---------------|-------|----------|----------------|----------------|
| RS-2 | none | Gray RAL 7035 | 1 pc. | kg/1 pc. | 6262-00 | 6202-01 |

Protection degree IP 44, rated voltage 400V
 Norm: PN-EN 61439-3:2012
 Old index 6262-00
 No protections.
 Dimensions: 165x125x105 mm



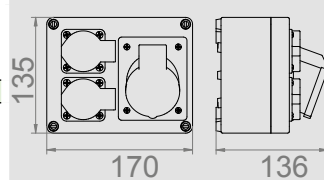
IP 44 UV IK 08 400 V ABS



RS-3 2X2P+Z, 3P+N+Z 16A

| Type | Space for protection | Color | Pack. | Weight | Index new |
|------|----------------------|---------------|-------|----------|----------------|
| RS-2 | none | Gray RAL 7035 | 1 pc. | kg/1 pc. | 6203-00 |

Protection degree IP 44, rated voltage 400V
 Norm: PN-EN 61439-3:2012
 Old index 6263-00
 No protections.
 Dimensions: 175x150x135 mm



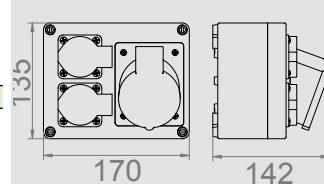
IP 44 UV IK 08 400 V ABS



RS-3 2X2P+Z, 3P+N+Z 32A

| Type | Space for protection | Color | Pack. | Weight | Index new |
|------|----------------------|---------------|-------|----------|----------------|
| RS-2 | none | Gray RAL 7035 | 1 pc. | kg/1 pc. | 6203-01 |

Protection degree IP 44, rated voltage 400V
 Norm: PN-EN 61439-3:2012
 Old index 6264-00
 No protections.
 Dimensions: 175x150x135 mm



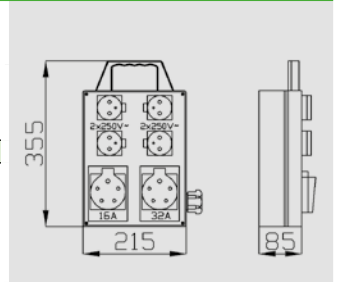
IP 44 UV IK 08 400 V ABS



RS-P 4X2P+Z, 3P+N+Z 16A, 3P+N+Z 32A

| Type | Space for protection | Color | Pack. | Weight | Index |
|------|----------------------|---------------|------------|-----------------|----------------|
| RS-P | none | Gray RAL 7035 | 1 pc. 1 | kg/1 pc. 1,6 | 6214-00 |

Protection degree IP 44, rated voltage 400V
 Norm: PN-EN 61439-3:2012
 No protections.
 In: OnPD 5x16 mm² - 2 m + plug 3P+N+Z 16A
 Dimensions: 215x355x85 mm



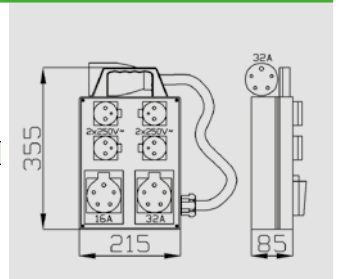
IP 44 UV IK 08 400 V ABS



RS-P 4X2P+Z, 3P+N+Z 16A, 3P+N+Z 32A WITH CABLE AND PLUG 32A 5P

| Type | Space for protection | Color | Pack. | Weight | Index |
|------|----------------------|---------------|------------|-----------------|----------------|
| RS-P | nie dotyczy | Gray RAL 7035 | 1 pc. 1 | kg/1 pc. 2,3 | 6214-10 |

Protection degree IP 44, rated voltage 400V
 Norm: PN-EN 61439-3:2012
 No protections.
 Dimensions: 215x355x85 mm
 In: gland PG21



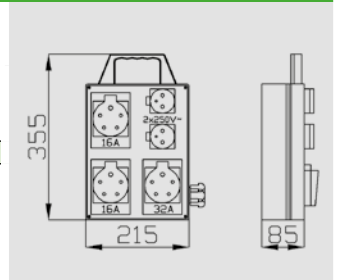
IP 44 UV IK 08 400 V ABS



RS-P 2X2P+Z, 2X3P+N+Z 16A, 3P+N+Z 32A

| Type | Space for protection | Color | Pack. | Weight | Index |
|------|----------------------|---------------|------------|-----------------|----------------|
| RS-P | none | Gray RAL 7035 | 1 pc. 1 | kg/1 pc. 1,6 | 6215-00 |

Protection degree IP 44, rated voltage 400V
 Norm: PN-EN 61439-3:2012
 No protections.
 Dimensions: 215x355x85 mm
 In: gland PG21



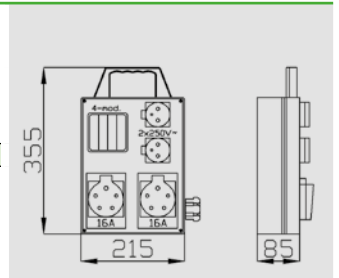
IP 44 UV IK 08 400 V ABS



RS-P 4-MOD 2X2P+Z, 2X3P+N+Z 16A

| Type | Space for protection | Color | Pack. | Weight | Index |
|------|----------------------|---------------|------------|-----------------|----------------|
| RS-P | 4 mod. | Gray RAL 7035 | 1 pc. 1 | kg/1 pc. 1,5 | 6211-00 |

Protection degree IP 44, rated voltage 400V
 Norm: PN-EN 61439-3:2012
 Space for protection - 4 mod.
 Dimensions: 215x355x85 mm
 In: gland PG21



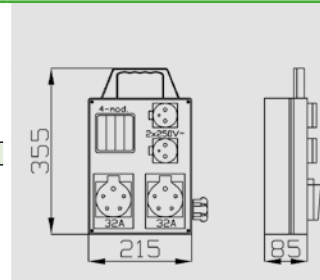
IP 44 UV IK 08 400 V ABS



RS-P 4-MOD 2X2P+Z, 2X3P+N+Z 32A

| Type | Space for protection | Color | Pack. | Weight | Index |
|--------|----------------------|---------------|-------|----------|----------------|
| RS-P-4 | 4 mod. | Gray RAL 7035 | 1 pc. | kg/1 pc. | 6212-00 |

Protection degree IP 44, rated voltage 400V
 Norm: PN-EN 61439-3:2012
 Space for protection – 4 mod.
 Dimensions: 215x355x85 mm
 In: gland PG21



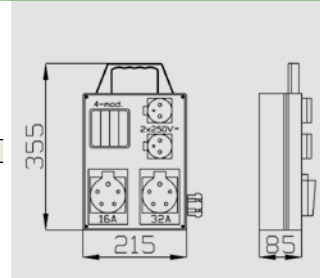
IP 44 UV IK 08 400 V ABS



RS-P 4-MOD 2X2P+Z, 3P+N+Z 16A, 3P+N+Z 32A

| Type | Space for protection | Color | Pack. | Weight | Index |
|--------|----------------------|---------------|-------|----------|----------------|
| RS-P-4 | 4 mod. | Gray RAL 7035 | 1 pc. | kg/1 pc. | 6213-00 |

Protection degree IP 44, rated voltage 400V
 Norm: PN-EN 61439-3:2012
 Space for protection – 4 mod.
 Dimensions: 215x355x85 mm
 In: gland PG21



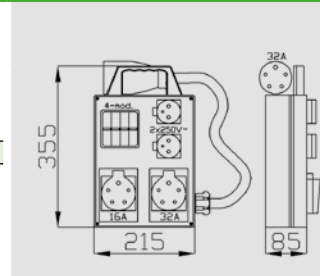
IP 44 UV IK 08 400 V ABS



RS-P 4-MOD 2X2P+Z, 3P+N+Z 16A, 3P+N+Z 32A WITH CABLE AND PLUG 32A 5P INCLUDED

| Type | Space for protection | Color | Pack. | Weight | Index |
|--------|----------------------|---------------|-------|----------|----------------|
| RS-P-4 | nie dotyczy | Gray RAL 7035 | 1 pc. | kg/1 pc. | 6213-10 |

Protection degree IP 44, rated voltage 400V
 Norm: PN-EN 61439-3:2012
 Protections: C16/3 + C16
 Cable OnPD 5x16 mm² – 2 m + plug 3P+N+Z 32A
 Dimensions: 215x355x85 mm



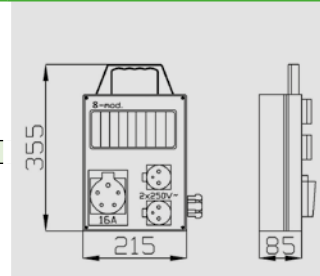
IP 44 UV IK 08 400 V ABS



RS 8-MOD. 2X 2P+Z 16A 250V, 3P+N+Z 16A 400V

| Type | Space for protection | Color | Pack. | Weight | Index |
|--------|----------------------|---------------|-------|----------|----------------|
| RS-P-8 | 8 mod. | Gray RAL 7035 | 1 pc. | kg/1 pc. | 6216-00 |

Protection degree IP 44, rated voltage 400V
 Norm: PN-EN 61439-3:2012
 Space for protection – 8 mod.
 Dimensions: 215x355x85 mm
 In: gland PG21



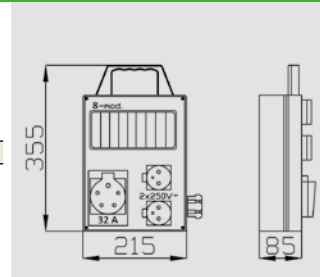
IP 44 UV IK 08 400 V ABS



RS 8-MOD 2X 2P+Z 16A 250V, 3P+N+Z 32A 400V

| Type | Space for protection | Color | Pack. | Weight | Index |
|--------|----------------------|---------------|-------|----------|----------------|
| RS-P-8 | 8 mod. | Gray RAL 7035 | 1 pc. | kg/1 pc. | 6216-10 |

Protection degree IP 44, rated voltage 400V
 Norm: PN-EN 61439-3:2012
 Space for protection – 8 mod.
 Dimensions: 215x355x85 mm
 In: gland PG21



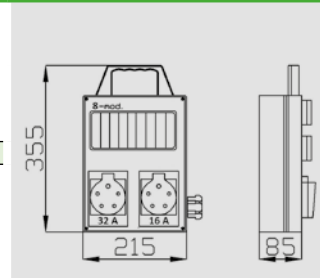
IP 44 UV IK 08 400 V ABS



RS 8-MOD 3P+N+Z 16A 400V, 3P+N+Z 32A 400V

| Type | Space for protection | Color | Pack. | Weight | Index |
|--------|----------------------|---------------|-------|----------|----------------|
| RS-P-8 | 8 mod. | Gray RAL 7035 | 1 pc. | kg/1 pc. | 6216-20 |

Protection degree IP 44, rated voltage 400V
 Norm: PN-EN 61439-3:2012
 Space for protection – 8 mod.
 Dimensions: 215x355x85 mm
 In: gland PG21



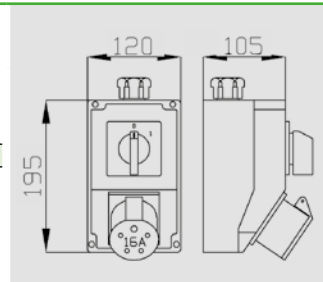
IP 44 UV IK 08 400 V ABS



RS-Z SWITCH 0-1, 3P+N+Z 16A

| Type | Space for protection | Color | Pack. | Weight | Index |
|------|----------------------|---------------|-------|----------|----------------|
| RS-Z | none | Gray RAL 7035 | 1 pc. | kg/1 pc. | 6271-00 |

Protection degree IP 44, rated voltage 400V
 Norm: PN-EN 61439-3:2012
 Switch cam 0-1, 16A
 Dimensions: 120x195x105 mm



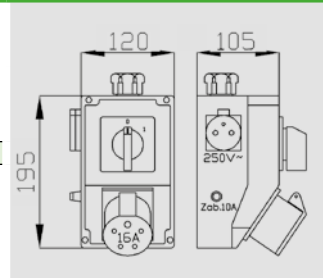
IP 44 UV IK 08 400 V ABS



RS-Z SWITCH 0-1, 3P+N+Z 16A, 2P+Z 230V

| Type | Space for protection | Color | Pack. | Weight | Index |
|------|----------------------|---------------|-------|----------|----------------|
| RS-Z | none | Gray RAL 7035 | 1 pc. | kg/1 pc. | 6272-00 |

Protection degree IP 44, rated voltage 400V
 Norm: PN-EN 61439-3:2012
 Switch cam 0-1, 16A
 Dimensions: 120x195x105 mm



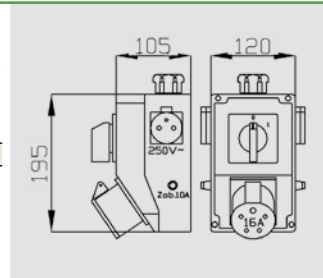
IP 44 UV IK 08 400 V ABS



RS-Z SWITCH 0-1, 3P+N+Z 16A, 2X2P+Z 230V

| Type | Space for protection | Color | Pack. | Weight | Index |
|------|----------------------|---------------|-------|----------|----------------|
| RS-Z | none | Gray RAL 7035 | 1 pc. | kg/1 pc. | 6273-00 |

Protection degree IP 44, rated voltage 400V
 Norm: PN-EN 61439-3:2012
 Switch cam 0-1, 16A
 Dimensions: 120x195x105 mm



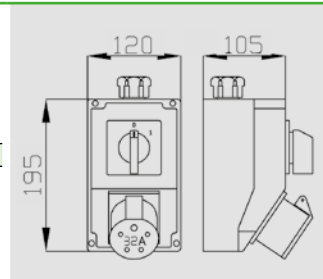
IP 44 UV IK 08 400 V ABS



RS-Z SWITCH 0-1, 3P+N+Z 32A

| Type | Space for protection | Color | Pack. | Weight | Index |
|------|----------------------|---------------|-------|----------|----------------|
| RS-Z | none | Gray RAL 7035 | 1 pc. | kg/1 pc. | 6274-00 |

Protection degree IP 44, rated voltage 400V
 Norm: PN-EN 61439-3:2012
 Switch cam 0-1, 32A
 Dimensions: 120x195x105 mm



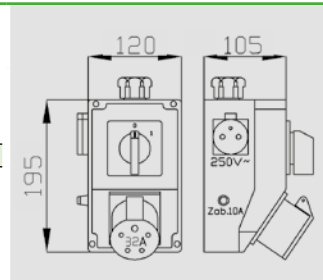
IP 44 UV IK 08 400 V ABS



RS-Z SWITCH 0-1, 3P+N+Z 32A, 2P+Z 230V

| Type | Space for protection | Color | Pack. | Weight | Index |
|------|----------------------|---------------|-------|----------|----------------|
| RS-Z | none | Gray RAL 7035 | 1 pc. | kg/1 pc. | 6275-00 |

Protection degree IP 44, rated voltage 400V
 Norm: PN-EN 61439-3:2012
 Switch cam 0-1, 32A
 Dimensions: 120x195x105 mm



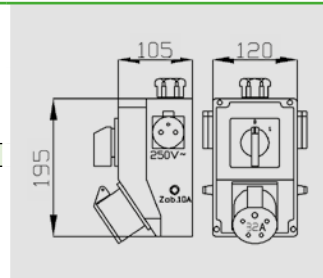
IP 44 UV IK 08 400 V ABS



RS-Z SWITCH 0-1, 3P+N+Z 32A, 2X2P+Z 230V

| Type | Space for protection | Color | Pack. | Weight | Index |
|------|----------------------|---------------|-------|----------|----------------|
| RS-Z | none | Gray RAL 7035 | 1 pc. | kg/1 pc. | 6276-00 |

Protection degree IP 44, rated voltage 400V
 Norm: PN-EN 61439-3:2012
 Switch cam 0-1, 32A
 Dimensions: 120x195x105 mm



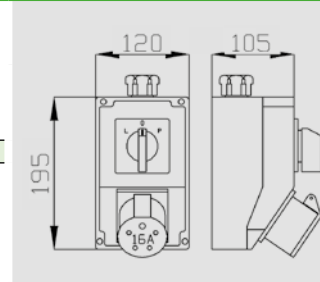
IP 44 UV IK 08 400 V ABS



RS-Z SWITCH L-0-P, 3P+N+Z 16A

| Type | Space for protection | Color | Pack. | Weight | Index |
|------|----------------------|---------------|-------|----------|----------------|
| RS-Z | none | Gray RAL 7035 | 1 pc. | kg/1 pc. | 6271-20 |

Protection degree IP 44, rated voltage 400V
 Norm: PN-EN 61439-3:2012
 Switch cam L-0-P, 16A
 Dimensions: 120x195x105 mm



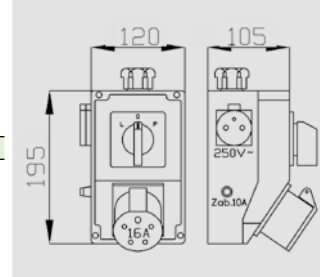
IP 44 UV IK 08 400 V ABS



RS-Z SWITCH L-0-P, 3P+N+Z 16A, 2P+Z 230V

| Type | Space for protection | Color | Pack. | Weight | Index |
|------|----------------------|---------------|-------|----------|----------------|
| RS-Z | none | Gray RAL 7035 | 1 pc. | kg/1 pc. | 6272-20 |

Protection degree IP 44, rated voltage 400V
 Norm: PN-EN 61439-3:2012
 Switch cam L-0-P, 16A
 Dimensions: 120x195x105 mm



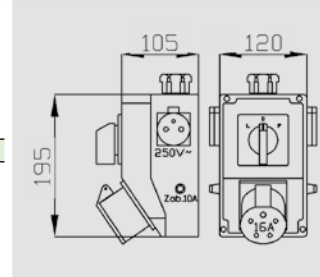
IP 44 UV IK 08 400 V ABS



RS-Z SWITCH L-0-P, 3P+N+Z 16A, 2X2P+Z 230V

| Type | Space for protection | Color | Pack. | Weight | Index |
|------|----------------------|---------------|-------|----------|----------------|
| RS-Z | none | Gray RAL 7035 | 1 pc. | kg/1 pc. | 6273-20 |

Protection degree IP 44, rated voltage 400V
 Norm: PN-EN 61439-3:2012
 Switch cam L-0-P, 16A
 Dimensions: 120x195x105 mm



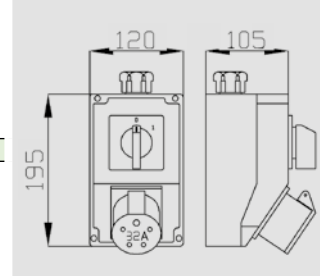
IP 44 UV IK 08 400 V ABS



RS-Z SWITCH L-0-P, 3P+N+Z 32A

| Type | Space for protection | Color | Pack. | Weight | Index |
|------|----------------------|---------------|-------|----------|----------------|
| RS-Z | none | Gray RAL 7035 | 1 pc. | kg/1 pc. | 6274-20 |

Protection degree IP 44, rated voltage 400V
 Norm: PN-EN 61439-3:2012
 Switch cam L-0-P, 32A
 Dimensions: 120x195x105 mm



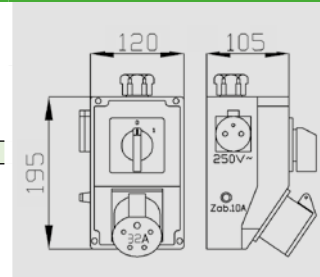
IP 44 UV IK 08 400 V ABS



RS-Z SWITCH L-0-P, 3P+N+Z 32A, 2P+Z 230V

| Type | Space for protection | Color | Pack. | Weight | Index |
|------|----------------------|---------------|-------|----------|----------------|
| RS-Z | none | Gray RAL 7035 | 1 pc. | kg/1 pc. | 6275-20 |

Protection degree IP 44, rated voltage 400V
 Norm: PN-EN 61439-3:2012
 Switch cam L-0-P, 32A
 Dimensions: 120x195x105 mm



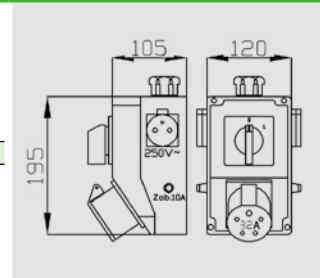
IP 44 UV IK 08 400 V ABS



RS-Z SWITCH L-0-P, 3P+N+Z 32A, 2X2P+Z 230V

| Type | Space for protection | Color | Pack. | Weight | Index |
|------|----------------------|---------------|-------|----------|----------------|
| RS-Z | none | Gray RAL 7035 | 1 pc. | kg/1 pc. | 6276-20 |

Protection degree IP 44, rated voltage 400V
 Norm: PN-EN 61439-3:2012
 Switch cam L-0-P, 32A
 Dimensions: 120x195x105 mm



IP 44 IK 08 400 V ABS



RS-W 3X2P+Z, 3P+N+Z 16A, WITH HANGER

| Type | Color | Pack. | Weigh | Index |
|------|---------------|-------|------------|----------------|
| RS-W | Gray RAL 7035 | 1 pc. | kg/100 pc. | |
| | | 1 | 0,4 | 6200-00 |

Protection degree IP 44, rated voltage 400V
 NORM: EN 61439-1, EN 60439-3, EN 62208
 3x250V Socket blue, Socket Power 16A bottom power slot.
 Dimensions: 104x104x193 mm



IP 44 IK 08 400 V ABS



RS-W 4X2P+Z, 3P+N+Z 16A

| Type | Color | Pack. | Weigh | Index |
|------|---------------|-------|------------|----------------|
| RS-W | Gray RAL 7035 | 1 pc. | kg/100 pc. | |
| | | 1 | 0,4 | 6200-01 |

Protection degree IP 44, rated voltage 400V
 NORM: EN 61439-1, EN 60439-3, EN 62208
 4x250V blue socket, power socket 5P/16A bottom
 Dimensions: 104x104x193 mm



IP 44 IK 08 400 V ABS



RS-W 4X2P+Z, 3P+N+Z 32A

| Type | Color | Pack. | Weigh | Index |
|------|---------------|-------|------------|----------------|
| RS-W | Gray RAL 7035 | 1 pc. | kg/100 pc. | |
| | | 1 | 0,4 | 6200-03 |

Protection degree IP 44, rated voltage 400V
 NORM: EN 61439-1, EN 60439-3, EN 62208
 4x250V blue socket, power socket 32A/5P bottom
 Dimensions: 104x104x193 mm



IP 44 IK 08 400 V ABS



RS-W 3X2P+Z, 3P+N+Z 5P/32A WITH HANGER

| Type | Color | Pack. | Weigh | Index |
|------|---------------|-------|------------|----------------|
| RS-W | Gray RAL 7035 | 1 pc. | kg/100 pc. | |
| | | 1 | 0,4 | 6200-02 |

Protection degree IP 44, rated voltage 400V
 NORM: EN 61439-1, EN 60439-3, EN 62208
 3x250V blue socket, power socket 5P/32A bottom.
 Dimensions: 104x104x193 mm



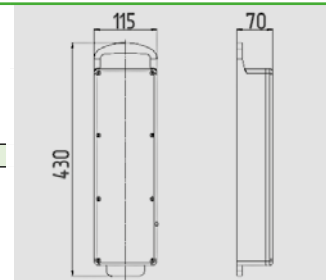
IP 44 UV IK 10



RS-P RUBBER 6X2P+Z WITH CABLE AND PLUG 16A 250 V

| Type | Color | Pack. | Weight | Index |
|----------------------|----------------|-------|----------|----------------|
| Extension power cord | Black RAL 9005 | 1 pc. | kg/1 pc. | |
| | | 1 | 1,47 | 7000-10 |

6x2P+Z with cable OnPd 3x2,5 mm² - 2 m with plug 16A 250V
Dimensions: 115x430x70 mm



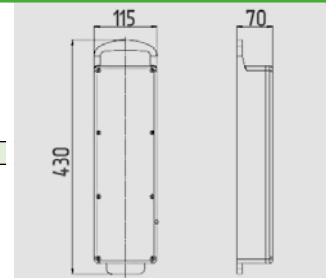
IP 44 UV IK 10



RS-P RUBBER 6X2P+Z WITH CABLE AND PLUG 5P/16A

| Type | Color | Pack. | Weight | Index |
|----------------------|----------------|-------|----------|----------------|
| Extension power cord | Black RAL 9005 | 1 pc. | kg/1 pc. | |
| | | 1 | 1,48 | 7001-10 |

6x2P+Z with cable OnPd 5x2,5 mm² - 2 m with plug 16A 5P
Dimensions: 115x430x70 mm



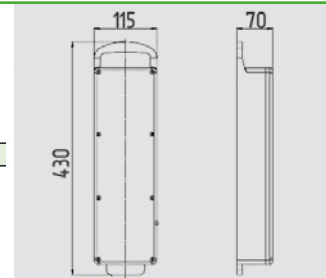
IP 44 UV IK 10



RS-P RUBBER 4X2P+Z, 3P+N+Z 32A WITH CABLE AND PLUG 5P/32A

| Type | Color | Pack. | Weight | Index |
|----------------------|----------------|-------|----------|----------------|
| Extension power cord | Black RAL 9005 | 1 pc. | kg/1 pc. | |
| | | 1 | 1,48 | 7002-10 |

4x2P+Z, 3P+N+Z 32A with cable OnPd 5x2,5 mm² - 2 m with plug 5P/32 A
Dimensions: 115x430x70 mm



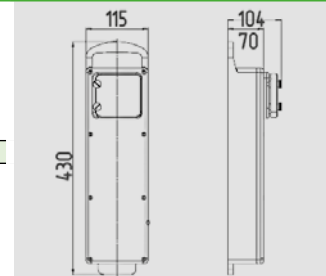
IP 44 UV IK 10



RS-P RUBBER 3X2P+Z WITH PROTECTION C4/40/0,03 A I WTYKĄ 16A 5P

| Type | Color | Pack. | Weight | Index |
|----------------------|----------------|-------|----------|----------------|
| Extension power cord | Black RAL 9005 | 1 pc. | kg/1 pc. | |
| | | 1 | 1,48 | 7010-10 |

3x2P+Z with cable OnPd 5x2,5 mm² with plug 5P
Place for protections: 4-mod.
With protections: C4/40/0,03 A
Dimensions: 115x430x70 mm



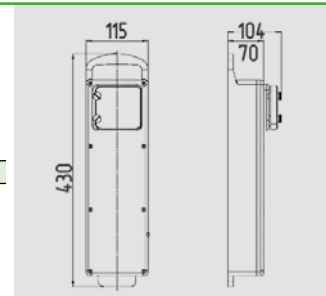
IP 44 UV IK 10



RS-P RUBBER 4X2P+Z WITH PROTECTION C2/25/0,03 A WITH CABLE AND PLUG 16A 250V

| Type | Color | Pack. | Weight | Index |
|----------------------|----------------|-------|----------|----------------|
| Extension power cord | Black RAL 9005 | 1 pc. | kg/1 pc. | |
| | | 1 | 1,49 | 7011-10 |

4x2P+Z, 2x3P+N+Z 16A with cable OnPd 3x2,5 mm² with plug 16A
Place for protections: 4-mod.
With protections: C2/25/0,03 A
Dimensions: 115x430x70 mm



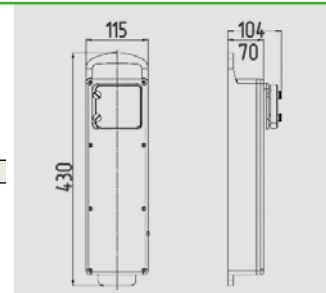
IP 44 UV IK 10



RS-P RUBBER 2X2P+Z, 2X3P+N+Z 32A WITH PROTECTION C4/40/0,03 A WITH CABLE AND PLUG 5P 32A

| Type | Color | Pack. | Weight | Index |
|----------------------|----------------|-------|----------|----------------|
| Extension power cord | Black RAL 9005 | 1 pc. | kg/1 pc. | |
| | | 1 | 1,5 | 7012-10 |

2x2P+Z, 2x3P+N+Z 32A with cable OnPd 5x2,5 mm² with plug 32A
Place for protections: 4-mod.
With protections: C4/40/0,03 A
Dimensions: 115x430x70 mm



IP 44 400 V



POWER PLUG 16A

| Type | Color | Pack. | Weight | Index |
|----------|--------------|-------|----------|----------------|
| | | 1 pc. | kg/1 pc. | |
| 16A / 4P | Red RAL 3020 | 10 | 0,13 | X100034 |
| 16A / 5P | Red RAL 3020 | 10 | 0,15 | X100058 |

Norm: IEC 60309 EN60309 VDE 0623
Screw terminals.
The quick closing system.

IP 44 400 V



POWER PLUG 32A

| Type | Color | Pack. | Weight | Index |
|----------|--------------|-------|----------|----------------|
| | | 1 pc. | kg/1 pc. | |
| 32A / 4P | Red RAL 3020 | 10 | 0,20 | X100096 |
| 32A / 5P | Red RAL 3020 | 10 | 0,23 | X100119 |

Norm: IEC 60309 EN60309 VDE 0623
Screw terminals.
The quick closing system.

IP 44 400 V



POWER SOCKET MOBILE 16A

| Type | Color | Pack. | Weight | Index |
|----------|--------------|-------|----------|----------------|
| | | 1 pc. | kg/1 pc. | |
| 16A / 4P | Red RAL 3020 | 10 | 0,16 | X100454 |
| 16A / 5P | Red RAL 3020 | 10 | 0,18 | X100461 |

Norm: IEC 60309 EN60309 VDE 0623
Screw terminals.
The quick closing system.

IP 44 400 V



POWER SOCKET MOBILE 32A

| Type | Color | Pack. | Weight | Index |
|----------|--------------|-------|----------|----------------|
| | | 1 pc. | kg/1 pc. | |
| 32A / 4P | Red RAL 3020 | 10 | 0,24 | X100485 |
| 32A / 5P | Red RAL 3020 | 10 | 0,28 | X100492 |

Norm: IEC 60309 EN60309 VDE 0623
Screw terminals.
The quick closing system.

IP 67 400 V



POWER PLUG 63A

| Type | Color | Pack. | Weight | Index |
|----------|--------------|-------|----------|----------------|
| | | 1 pc. | kg/1 pc. | |
| 63A / 5P | Red RAL 3020 | 2 | 0,65 | XS53S35 |

Norm: IEC 60309 EN60309 VDE 0623
Screw terminals.
The quick closing system.

IP 67 400 V



POWER SOCKET MOBILE 63A

| Type | Color | Pack. | Weight | Index |
|----------|--------------|-------|----------|----------------|
| | | 1 pc. | kg/1 pc. | |
| 63A / 5P | Red RAL 3020 | 2 | 0,77 | XK53S53 |

Norm: IEC 60309 EN60309 VDE 0623
Screw terminals.
The quick closing system.

IP 44 **400 V**



SOCKET 16A

| Type | Color | Pack. | Weight | Index |
|----------|--------------|-------|--------|----------------|
| 16A / 4P | Red RAL 3020 | 10 | 0,16 | X100256 |
| 16A / 5P | Red RAL 3020 | 10 | 0,18 | X100270 |

Norm: IEC 60309 EN60309 VDE 0623
Screw terminals.
The quick closing system.

IP 44 **400 V**



SOCKET 32A

| Type | Color | Pack. | Weight | Index |
|----------|--------------|-------|--------|----------------|
| 32A / 4P | Red RAL 3020 | 10 | 0,24 | X100300 |
| 32A / 5P | Red RAL 3020 | 10 | 0,28 | X100324 |

Norm: IEC 60309 EN60309 VDE 0623
Screw terminals.
The quick closing system.

IP 44 **250 V**



PLUG 16A 250V

| Type | Color | Pack. | Weight | Index |
|----------|---------------|-------|--------|----------------|
| 16A / 3P | Blue RAL 5005 | 10 | 0,10 | XS31S20 |

Norm: IEC 60309 EN60309 VDE 0623
Screw terminals.
The quick closing system.

IP 44 **250 V**



MOBILE SOCKET 16A 250V

| Type | Color | Pack. | Weight | Index |
|----------|---------------|-------|--------|----------------|
| 16A / 3P | Blue RAL 5005 | 10 | 0,14 | XK31S20 |

Norm: IEC 60309 EN60309 VDE 0623
Screw terminals.
The quick closing system.

IP 44 **250 V**



SOCKET 16A 250V

| Type | Color | Pack. | Weight | Index |
|----------|---------------|-------|--------|----------------|
| 16A / 3P | Blue RAL 5005 | 10 | 0,20 | XD31S20 |

Norm: IEC 60309 EN60309 VDE 0623
Screw terminals.
The quick closing system.

IP 44 **250 V**



PLUG RUBBER 16A 250 V

| Type | Color | Pack. | Weight | Index |
|-------------------------------|----------------|-------|----------|-----------------|
| 16A / 3P 3x15mm ² | Black RAL 9005 | 1 pc. | kg/1 pc. | |
| 16A / 3P 3x2,5mm ² | Black RAL 9005 | 10 | 0,06 | X1419190 |
| 16A / 3P 3x2,5mm ² | Black RAL 9005 | 10 | 0,08 | X1149290 |

Norm DIN 49440/441
Full rubber casing.
For wires 3x1,5 mm² 3x2,5mm²

IP 44 **250 V**



SOCKET RUBBER MOBILE 2P+Z 16A 250V WITH COLLAR

| Type | Color | Pack. | Weight | Index |
|----------|----------------|-------|----------|-----------------|
| 16A/2P+Z | Black RAL 9005 | 1 pc. | kg/1 pc. | |
| 16A/2P+Z | Black RAL 9005 | 5 | 0,12 | X1479291 |

Norm DIN 49440/441
Full rubber casing.
For wires 3x1,5 mm²

IP 44 **250 V**



RUBBER SPLITTER 3X2P+Z 16A 250V WITH RUBBER COLLARS IP 44

| Type | Color | Pack. | Weight | Index |
|------------|----------------|-------|----------|-----------------|
| 16A/3x2P+Z | Black RAL 9005 | 1 pc. | kg/1 pc. | |
| 16A/3x2P+Z | Black RAL 9005 | 5 | 0,42 | X1473292 |

Norm DIN 49440/441
3x2P+Z 16A 250V with rubber collars IP 44
Full rubber casing.

IP 44 **250 V**



PLUG 16A 250V

| Type | Color | Pack. | Weight | Index |
|----------|----------------|-------------|------------------|-----------------|
| 16A / 3P | Black RAL 9005 | 1 pc. 10 | kg/1 pc. 0,08 | X1519100 |

Norm DIN 49440/441
3xsockets 250V/16A – flap IP 44
For wires 3x1,5 mm²

IP 44 **250 V**



PLUG 16A 250V

| Type | Color | Pack. | Weight | Index |
|----------|--------------|-------------|------------------|-----------------|
| 16A / 3P | Red RAL 3020 | 1 pc. 10 | kg/1 pc. 0,08 | X1519140 |

Norm DIN 49440/441
Full rubber casing., For wires 3x1,5 mm²

IP 44 **250 V**



PLUG 16A 250V

| Type | Color | Pack. | Weight | Index |
|----------|---------------|-------------|------------------|-----------------|
| 16A / 3P | Blue RAL 5005 | 1 pc. 10 | kg/1 pc. 0,08 | X1519150 |

Norm DIN 49440/441
For wires 3x1,5 mm²

IP 44 **250 V**



MOBILE SOCKET 2P+Z 16A 250V

| Type | Color | Pack. | Weight | Index |
|----------|----------------|-------------|-----------------|-----------------|
| 16A / 3P | Black RAL 9005 | 1 pc. 10 | kg/1 pc. 0,1 | X1579202 |

Norm NF C61-314, NBN C61-112
For wires 3x1,5 mm²
With IP44 sealing flange and shutters current paths.

IP 44 **250 V**



MOBILE SOCKET 2P+Z 16A 250V

| Type | Color | Pack. | Weight | Index |
|----------|--------------|-------------|-----------------|-----------------|
| 16A / 3P | Red RAL 3020 | 1 pc. 10 | kg/1 pc. 0,1 | X1579242 |

Norm NF C61-314, NBN C61-112
For wires 3x1,5 mm²
With IP44 sealing flange and shutters current paths.

IP 44 **250 V**



MOBILE SOCKET 2P+Z 16A 250V

| Type | Color | Pack. | Weight | Index |
|----------|---------------|-------------|-----------------|-----------------|
| 16A / 3P | Blue RAL 5005 | 1 pc. 10 | kg/1 pc. 0,1 | X1579252 |

Norm NF C61-314, NBN C61-112
For wires 3x1,5 mm²
With IP44 sealing flange and shutters current paths.



RS-13 MOD 4X2P+Z, 16A 5P, 32A 5P
6210-01



Enclosures **ZK**

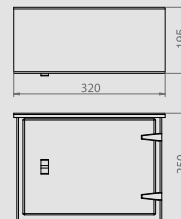
IP 44 PCV 650 °C 400 V



THERMOPLASTIC ENCLOSURES PCV 32/25

| Type | Color | Pack. | Weight | Index |
|----------|----------------|-------|----------|----------------|
| ZN-32/25 | White RAL 9003 | 1 pc. | kg/1 pc. | 1851-00 |

Equipped with a key lock.
Norm: PN-EN 62208:2006
Dimensions: 320 x 250 x 195mm



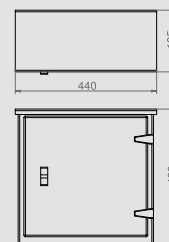
IP 44 PCV 650 °C 400 V



THERMOPLASTIC ENCLOSURES PCV 42/42

| Type | Color | Pack. | Weight | Index |
|----------|----------------|-------|----------|----------------|
| ZN-42/42 | White RAL 9003 | 1 pc. | kg/1 pc. | 1852-00 |

Equipped with a key lock.
Norm: PN-EN 62208:2006
Dimensions: 440 x 423 x 195mm



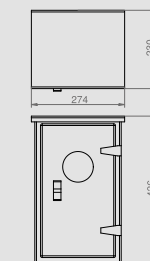
IP 44 PCV 650 °C 400 V



THERMOPLASTIC ENCLOSURES PCV 1/3 PHASE

| Type | Color | Pack. | Weight | Index |
|---------|----------------|-------|----------|----------------|
| ZN-1/3F | White RAL 9003 | 1 pc. | kg/1 pc. | 1853-00 |

Equipped with a key lock.
Norm: PN-EN 62208:2006
Dimensions: 436 x 274 x 230mm



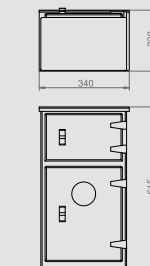
IP 44 PCV 650 °C 400 V



THERMOPLASTIC ENCLOSURES PCV 1/3 PHASE WITH PROTECT TYPE S

| Type | Color | Pack. | Weight | Index |
|-----------|----------------|-------|----------|----------------|
| ZN-1/3F+S | White RAL 9003 | 1 pc. | kg/1 pc. | 1854-00 |

Equipped with a key lock.
Norm: PN-EN 62208:2006
Dimensions: 615 x 340 x 230 mm



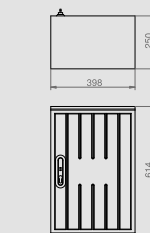
IP 44 PCV 650 °C 400 V



ENCLOSURES THERMOSET ZK-1

| Type | Color | Pack. | Weight | Index |
|------|----------------|-------|----------|----------------|
| ZK-1 | White RAL 9003 | 1 pc. | kg/1 pc. | 1855-00 |

Handle patent on the equipment.
NORM: PN-EN 62208:2006
Dimensions: 614 x 398 x 250 mm



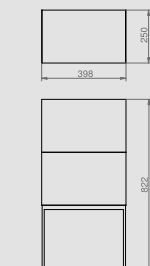
IP 44 PCV 650 °C 400 V



BASEMENT FOR ENCLOSURES TYPE ZK-1

| Type | Color | Pack. | Weight | Index |
|-----------|----------------|-------|----------|----------------|
| Base ZK-1 | White RAL 9003 | 1 pc. | kg/1 pc. | 1856-00 |

Norm: PN-EN 62208:2006
Dimensions: 822 x 398 x 250 mm





Meter **boards**

CE

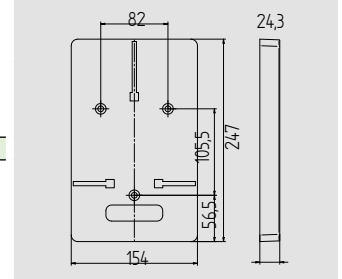
IP
20
650
°C
400
V
PS



METER BOARD 1-PHASE

| Type | Color | Pack. | Waga | Index |
|------|----------------|-------------|----------------|----------------|
| 1F | White RAL 9003 | 1 pc. 15 | kg/pc. 0,16 | 0101-00 |

NORM: PN-EN 62208:2011; PN-EN 61439-1
Equipped with a set of mounting screws for the meter.
Dimensions: 154x247x24,3mm



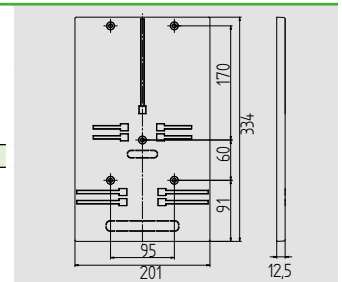
IP
20
650
°C
400
V
PS



METER BOARD 1/3-PHASE UNIVERSAL 334

| Type | Color | Pack. | Waga | Index |
|---------|----------------|-------------|----------------|----------------|
| 3FU/334 | White RAL 9003 | 1 pc. 15 | kg/pc. 0,27 | 0102-00 |

NORM: PN-EN 62208:2011; PN-EN 61439-1
Equipped with a set of mounting screws for the meter.
Dimensions: 201x334x12,5mm



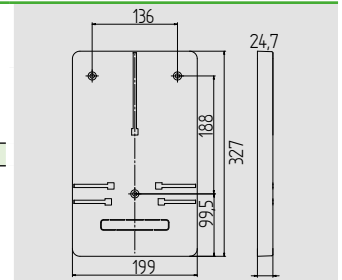
IP
20
650
°C
400
V
PS



METER BOARD 3-PHASE

| Type | Color | Pack. | Waga | Index |
|------|----------------|-------------|----------------|----------------|
| 3F | White RAL 9003 | 1 pc. 10 | kg/pc. 0,22 | 0103-00 |

NORM: PN-EN 62208:2011; PN-EN 61439-1
Equipped with a set of mounting screws for the meter.
Dimensions: 199x327x24,7mm



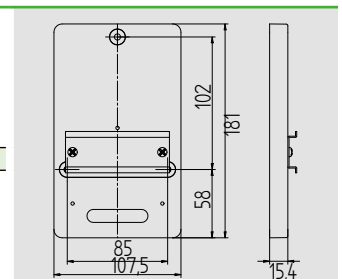
IP
20
650
°C
400
V
PS



METER BOARD CLOCK

| Type | Color | Pack. | Waga | Index |
|------|----------------|-------------|----------------|----------------|
| TZ | White RAL 9003 | 1 pc. 20 | kg/pc. 0,09 | 0109-00 |

NORM: PN-EN 62208:2011; PN-EN 61439-1
Dimensions: 107,5x181x15,4mm



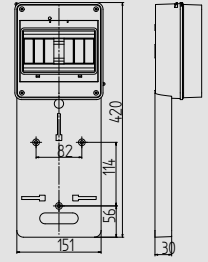
IP
20
650
°C
400
V
PS



METER BOARD 1-PHASE WITH PLACE FOR PROTECTIONS 7XS

| Type | Color | Pack. | Waga | Index |
|------|----------------|-------|----------------|----------------|
| 1F7 | White RAL 9003 | 6 pc. | kg/pc. 0,59 | 0111-00 |

Modules – 7 terminal block PE+N included
 NORM: PN-EN 62208:2011; PN-EN 61439-1
 N 1x(3x10mm²+2x16mm²)
 PE 1x(3x10mm²+2x16mm²)
 Equipped with a set of mounting screws for the meter.
 Dimensions: 151x420x30mm



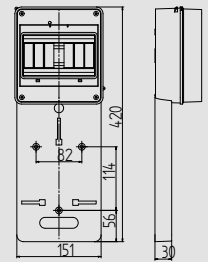
IP
20
650
°C
400
V
PS



METER BOARD 1-PHASE WITH PLACE FOR PROTECTIONS 7XS WITH WINDOW

| Type | Color | Pack. | Waga | Index |
|------|----------------|-------|----------------|----------------|
| 1F7S | White RAL 9003 | 6 pc. | kg/pc. 0,60 | 0112-00 |

Modules – 7 terminal block PE+N included
 NORM: PN-EN 62208:2011; PN-EN 61439-1
 N 1x(3x10mm²+2x16mm²)
 PE 1x(3x10mm²+2x16mm²)
 Equipped with a set of mounting screws for the meter.
 Dimensions: 151x420x30mm



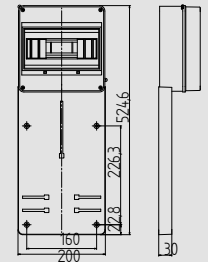
IP
20
650
°C
400
V
PS



METER BOARD 3-PHASE WITH PLACE FOR PROTECTIONS 9XS

| Type | Color | Pack. | Waga | Index |
|------|----------------|-------|----------------|----------------|
| 3F9 | White RAL 9003 | 6 pc. | kg/pc. 0,82 | 0113-00 |

Modules - 9 terminal block PE+N included
 NORM: PN-EN 62208:2011; PN-EN 61439-1
 N 1x(5x10mm²+2x16mm²)
 PE 1x(5x10mm²+2x16mm²)
 Equipped with a set of mounting screws for the meter.
 Dimensions: 200x524,6x30mm



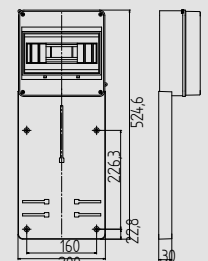
IP
20
650
°C
400
V
PS




METER BOARD 3-PHASE WITH PLACE FOR PROTECTIONS 9XS WITH WINDOW

| Type | Color | Pack. | Waga | Index |
|------|----------------|-------|----------------|---------|
| 3F9S | White RAL 9003 | 6 pc. | kg/pc. 0,83 | 0114-00 |

Modules - 9 terminal block PE+N included
 NORM: PN-EN 62208:2011; PN-EN 61439-1
 N 1x(5x10mm²+2x16mm²)
 PE 1x(5x10mm²+2x16mm²)
 Equipped with a set of mounting screws for the meter.
 Dimensions: 200x524,6x30mm



CABLE TIES


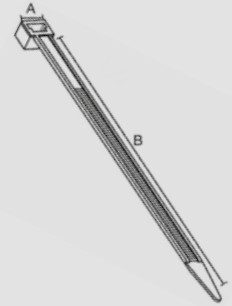


CABLE TIES BLACK



| Type | Size [mm] | | Color | Pack. 1 pc. | Weight pack./kg | Index |
|-----------|-----------|-----|----------------|----------------|--------------------|-----------------|
| | A | B | | | | |
| CABLE TIE | 2,5 | 100 | Black RAL 9005 | 100 | 0,30 | WI008017 |
| CABLE TIE | 3,6 | 140 | Black RAL 9005 | 100 | 0,80 | WI008048 |
| CABLE TIE | 4,8 | 200 | Black RAL 9005 | 100 | 1,42 | WI008116 |
| CABLE TIE | 4,8 | 300 | Black RAL 9005 | 100 | 2,00 | WI008130 |
| CABLE TIE | 4,8 | 365 | Black RAL 9005 | 100 | 2,20 | WI008147 |
| CABLE TIE | 2,5 | 100 | Black RAL 9005 | 25 | 0,10 | WI080112 |
| CABLE TIE | 3,6 | 140 | Black RAL 9005 | 25 | 0,22 | WI080419 |
| CABLE TIE | 4,8 | 200 | Black RAL 9005 | 25 | 0,38 | WI081133 |
| CABLE TIE | 4,8 | 300 | Black RAL 9005 | 25 | 0,56 | WI081331 |
| CABLE TIE | 4,8 | 365 | Black RAL 9005 | 25 | 0,72 | WI081423 |
| CABLE TIE | 3,6 | 140 | Black RAL 9005 | 25 | 0,22 | WI080419 |
| CABLE TIE | 4,8 | 200 | Black RAL 9005 | 25 | 0,38 | WI081133 |
| CABLE TIE | 4,8 | 300 | Black RAL 9005 | 25 | 0,56 | WI081331 |
| CABLE TIE | 2,5 | 100 | Black RAL 9005 | 25 | 0,10 | WI080112 |
| CABLE TIE | mix | mix | Black RAL 9005 | 5x15 | 1,00 | WI014919 |

For fixing of cables, wires, pipes, connecting of the coils of cables.
CABLE TIES with vinyl.
MIX pack included: 2,5x100;3,6x140;4,8x200;4,8x300;4,8x365 / 15 pc.

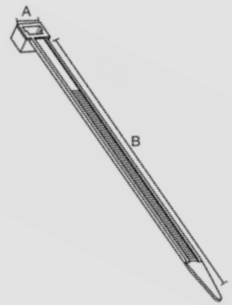


CABLE TIES WHITE



| Type | Size [mm] | | Color | Pack. 1 pc. | Weight pack./kg | Index |
|-----------|-----------|-----|----------------|----------------|--------------------|-----------------|
| | A | B | | | | |
| CABLE TIE | 2,5 | 100 | White RAL 9003 | 100 | 0,30 | WI080129 |
| CABLE TIE | 2,5 | 100 | White RAL 9003 | 25 | 0,80 | WI080136 |
| CABLE TIE | 3,6 | 140 | White RAL 9003 | 100 | 1,42 | WI080426 |
| CABLE TIE | 3,6 | 140 | White RAL 9003 | 25 | 2,00 | WI080433 |
| CABLE TIE | 4,8 | 200 | White RAL 9003 | 100 | 2,20 | WI081119 |
| CABLE TIE | 4,8 | 200 | White RAL 9003 | 25 | 0,10 | WI081140 |
| CABLE TIE | 4,8 | 300 | White RAL 9003 | 100 | 0,22 | WI081317 |
| CABLE TIE | 4,8 | 300 | White RAL 9003 | 25 | 0,38 | WI081348 |
| CABLE TIE | 4,8 | 365 | White RAL 9003 | 100 | 0,56 | WI081454 |
| CABLE TIE | 4,8 | 365 | White RAL 9003 | 25 | 0,72 | WI081461 |
| CABLE TIE | 3,6 | 140 | White RAL 9003 | 25 | 0,22 | WI080433 |
| CABLE TIE | 4,8 | 200 | White RAL 9003 | 25 | 0,38 | WI081140 |
| CABLE TIE | 4,8 | 300 | White RAL 9003 | 25 | 0,56 | WI081348 |
| CABLE TIE | 2,5 | 100 | White RAL 9003 | 25 | 0,10 | WI080136 |
| CABLE TIE | mix | mix | White RAL 9003 | 5x15 | 1,00 | WI001490 |

For fixing of cables, wires, pipes, connecting of the coils of cables.
CABLE TIES with vinyl.
MIX pack included: 2,5x100;3,6x140;4,8x200;4,8x300;4,8x365 / 15 pc.



| | |
|--|---|
| | SELF-EXTINGUISHING |
| | STABLE-40°C +85°C |
| | RESISTANT TO UV |
| | RESISTANT TO OILS, SALTS, ALKALI |

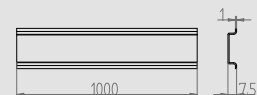
STEEL



MOUNTING RAIL TS 35 / 1 MB

| Type | Color | Pack. | Weight | Index |
|------|-------|-------------|------------------|-----------------|
| TS35 | - | 1 pc. 10 | kg/1 pc. 0,33 | 09446-00 |

Steel mounting rail TS 35 / 1mb




400 V



SWITCHING RAIL EPSŁ / 1 MB

| Type | Color | Pack. | Weight | Index |
|--------------------|----------------|------------|------------------|-----------------|
| EPSŁ – 1P 25 A/1mb | White RAL 9016 | 1 pc. 1 | kg/1 pc. 0,25 | 09447-00 |

Casing: plastic
Rail: copper
NORM: PN-EN60439-1, PNEN60439-2



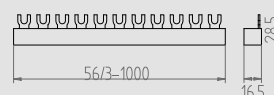
400 V



SWITCHING RAIL EPSŁ / 1MB

| Type | Color | Pack. | Weight | Index |
|--------------------|----------------|------------|-----------------|-----------------|
| EPSŁ – 3P 63 A/1mb | White RAL 9016 | 1 pc. 1 | kg/1 pc. 0,6 | 09448-00 |

Casing: plastic
Rail: copper
NORM: PN-EN60439-1, PNEN60439-2.



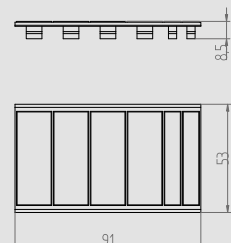
PS



GRILL, 5 POLES

| Type | Color | Pack. | Weight | Index |
|-------|----------------|--------------|-----------------|----------------|
| Grill | White RAL 9016 | 1 pc. 100 | kg/1 pc. 0,9 | 3301-00 |

Mask unused spaces in enclosures.

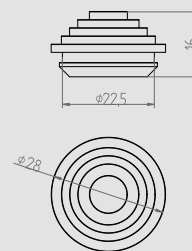


PCV



RUBBER GLAND Ø 20

| Type | Color | Pack. | Weight | Index |
|------------|-------|--------------|-------------------|------------------|
| Gland Ø 20 | - | 1 pc. 100 | kg/1 pc. 0,003 | 024003-00 |



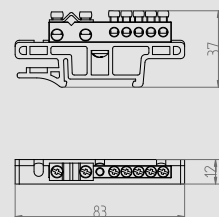
400 V PE



TERMINAL BAR 7-WAY

| Type | Color | Pack. | Weight | Index |
|--------|----------------|-------|--------|----------------|
| LZ-7/N | Blue RAL 5005 | 20 | 0,04 | 0920-00 |
| LZ-7/N | Green RAL 6018 | 20 | 0,04 | 0920-01 |

Terminal bar 7-way for mounting on a rail TH35



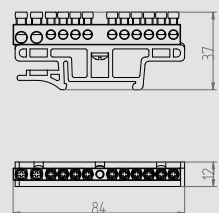
400 V PE



TERMINAL BAR 12-WAY

| Type | Color | Pack. | Weight | Index |
|---------|----------------|-------|--------|----------------|
| LZ-12/N | Blue RAL 5005 | 20 | 0,05 | 0921-00 |
| LZ-12/N | Green RAL 6018 | 20 | 0,05 | 0921-01 |

Terminal bar 12-way for mounting on a rail TH35



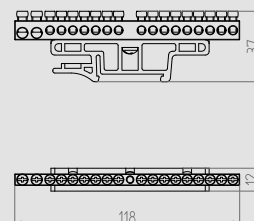
400 V PE



TERMINAL BAR 18-WAY

| Type | Color | Pack. | Weight | Index |
|---------|----------------|-------|--------|----------------|
| LZ-18/N | Blue RAL 5005 | 20 | 0,07 | 0922-00 |
| LZ-18/N | Green RAL 6018 | 20 | 0,07 | 0922-01 |

Terminal bar 18-way for mounting on a rail TH 35



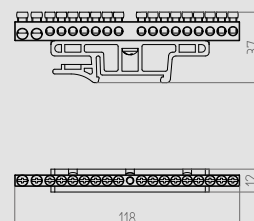
400 V PE



TERMINAL BAR 2X5-WAY

| Type | Color | Pack. | Weight | Index |
|--------|----------------|-------|--------|----------------|
| L2-5+5 | Blue RAL 5005 | 20 | 0,07 | 0924-00 |
| L2-5+5 | Green RAL 6018 | 20 | 0,07 | 0924-01 |

Terminal bar 18-way for mounting on a rail TH 35



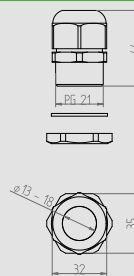
IP 68 UV PA



CABLE GLAND THREADED PG-21

| Type | Color | Pack. | Weight | Index |
|-------|---------------|-------|-------------------|-----------------|
| PG-21 | Gray RAL 7035 | 10 | kg/1 pc. 0,025 | 09465-00 |

Protection degree IP68
For wires Ø13-18 mm
Material: poliamid 6.6
Thermal condition: -40°C - +100°C



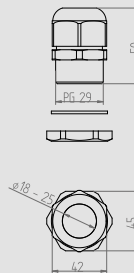
IP 68 UV PA



CABLE GLAND THREADED PG-29

| Type | Color | Pack. | Weight | Index |
|-------|---------------|-------|-------------------|-----------------|
| PG-29 | Gray RAL 7035 | 10 | kg/1 pc. 0,042 | 09466-00 |

Protection degree IP68
For wires Ø18-25 mm
Material: poliamid 6.6
Thermal condition: -40°C - +100°C



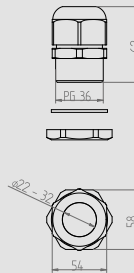
IP 68 UV PA



CABLE GLAND THREADED PG-36

| Type | Color | Pack. | Weight | Index |
|-------|---------------|-------|-------------------|-----------------|
| PG-36 | Gray RAL 7035 | 10 | kg/1 pc. 0,057 | 09467-00 |

Protection degree IP68
For wires Ø22-32 mm
Material: poliamid 6.6
Thermal condition: -40°C - +100°C



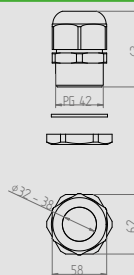
IP 68 UV PA



CABLE GLAND THREADED PG-42

| Type | Color | Pack. | Weight | Index |
|-------|---------------|-------|------------------|-----------------|
| PG-42 | Gray RAL 7035 | 10 | kg/1 pc. 0,07 | 09468-00 |

Protection degree IP68
For wires Ø32-38 mm
Material: poliamid 6.6
Thermal condition: -40°C - +100°C



IP 68 UV PA



CABLE GLAND THREADED PG-48

| Type | Color | Pack. | Weight | Index |
|-------|---------------|-------|------------------|----------------|
| PG-48 | Gray RAL 7035 | 10 | kg/1 pc. 0,09 | 9469-00 |

Protection degree IP68
For wires Ø37-44 mm
Material: poliamid 6.6
Thermal condition: -40°C - +100°C

IP 68 UV PA



CABLE GLAND THREADED PG-7

| Type | Color | Pack. | Weight | Index |
|------|---------------|-------|----------|-----------------|
| PG-7 | Gray RAL 7035 | 10 | kg/1 pc. | 09460-00 |

Protection degree IP68
For wires \varnothing 3-6,5 mm
Material: poliamid 6.6
Thermal condition: -40°C - +100°C

IP 68 UV PA



CABLE GLAND THREADED PG-9

| Type | Color | Pack. | Weight | Index |
|------|---------------|-------|----------|-----------------|
| PG-9 | Gray RAL 7035 | 10 | kg/1 pc. | 09461-00 |

Protection degree IP68
For wires \varnothing 4-8 mm
Material: poliamid 6.6
Thermal condition: -40°C - +100°C

IP 68 UV PA



CABLE GLAND THREADED PG-11

| Type | Color | Pack. | Weight | Index |
|-------|---------------|-------|----------|-----------------|
| PG-11 | Gray RAL 7035 | 10 | kg/1 pc. | 09462-00 |

Protection degree IP68
For wires \varnothing 5-10 mm
Material: poliamid 6.6
Thermal condition: -40°C - +100°C



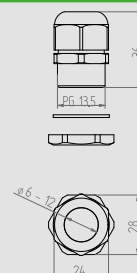
IP 68 UV PA



CABLE GLAND THREADED PG-13,5

| Type | Color | Pack. | Weight | Index |
|---------|---------------|-------|----------|-----------------|
| PG-13,5 | Gray RAL 7035 | 10 | kg/1 pc. | 09463-00 |

Protection degree IP68
For wires \varnothing 6-12 mm
Material: poliamid 6.6
Thermal condition: -40°C - +100°C



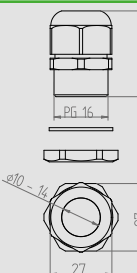
IP 68 UV PA



CABLE GLAND THREADED PG-16

| Type | Color | Pack. | Weight | Index |
|-------|---------------|-------|----------|-----------------|
| PG-16 | Gray RAL 7035 | 10 | kg/1 pc. | 09464-00 |

Protection degree IP68
For wires \varnothing 10-14 mm
Material: poliamid 6.6
Thermal condition: -40°C - +100°C





BAKELITE HOLDER SMOOTH E-14

| Type | Color | Pack. | Weigh | Index |
|------|-------|-------|------------|----------------|
| E-14 | Black | 50 | kg/100 pc. | 1802-01 |



BAKELITE HOLDER SMOOTH E-27

| Type | Color | Pack. | Weigh | Index |
|------|-------|-------|------------|----------------|
| E-27 | Black | 30 | kg/100 pc. | 1806-01 |



HOLDER SMOOTH E-14

| Type | Color | Pack. | Weigh | Index |
|------|-------|-------|------------|----------------|
| E-14 | White | 50 | kg/100 pc. | 1803-00 |

Holder thermoplastic smooth E-14 white



HOLDER SMOOTH E - 27

| Type | Color | Pack. | Weigh | Index |
|------|-------|-------|------------|----------------|
| E-27 | White | 30 | kg/100 pc. | 1812-00 |



HOLDER SMOOTH E-14

| Type | Color | Pack. | Weigh | Index |
|------|-------|-------|------------|----------------|
| E-14 | Black | 50 | kg/100 pc. | 1813-01 |

Holder thermoplastic threaded double collar E-27 black



HOLDER THREADED E-14 + COLLAR

| Type | Color | Pack. | Weigh | Index |
|------|-------|-------|------------|----------------|
| E-14 | White | 50 | kg/100 pc. | 1804-00 |

Holder thermoplastic threaded with collar E-14 white do zastosowania w oświetleniu



HOLDER THREADED E-14 +COLLAR

| Type | Color | Pack. | Weigh | Index |
|------|-------|-------|------------|----------------|
| E-14 | Black | 50 | kg/100 pc. | 1811-01 |

Holder thermoplastic threaded double collar E-14 black



HOLDER THREADED E-27

| Type | Color | Pack. | Weigh | Index |
|------|-------|-------|------------|----------------|
| E-27 | White | 30 | kg/100 pc. | 1807-00 |



HOLDER THREADED E-27 + DOUBLE COLLAR

| Type | Color | Pack. | Weigh | Index |
|------|-------|-------|------------|----------------|
| E-27 | White | 30 | kg/100 pc. | 1809-00 |

Holder thermoplastic threaded double collar E-27 white



HOLDER THREADED E-27 + DOUBLE COLLAR

| Type | Color | Pack. | Weigh | Index |
|------|-------|-------|------------|----------------|
| E-27 | Black | 30 | kg/100 pc. | 1810-01 |

Holder thermoplastic threaded double collar E-27 black



HOLDER STEEL THREADED E-27

| Type | Color | Pack. | Weigh | Index |
|------|-------|-------|------------|----------------|
| E-27 | steel | 30 | kg/100 pc. | 1800-00 |



HOLDER METAL THREADED E-27

| Type | Color | Pack. | Weigh | Index |
|------|-------|-------|------------|----------------|
| E-27 | steel | 30 | kg/100 pc. | 1801-00 |



HOLDER THREADED E-27 WITH HANDLE

| Type | Color | Pack. | Weigh | Index |
|------|-------|-------|------------|----------------|
| E-27 | White | 30 | kg/100 pc. | 1820-00 |

Holder thermoplastic threaded develop E-27 white+cable with handle

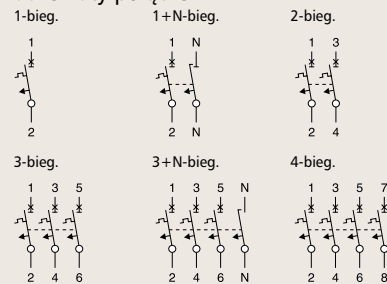
Wyłączniki nadprądowe CLS6

- Znamionowa zwarciova zdolność łączeniowa 6 kA wg IEC/EN 60898
- Dopasowane są konturem oraz wyglądem zewnętrznym do wyłączników różnicowoprądowych serii EPRPG, EPFPNG
- Wysoka selektywność w stosunku do poprzedzającego zabezpieczenia topikowego dzięki niewielkiej energii przepuszczanej
- Zaciski przyłączeniowe windowe: górne i dolne
- Możliwość oszynowania z góry i z dołu

- Spełniają wymagania koordynacji izolacji, odstęp zestyków ≥ 4 mm, dla pewniejszego elektrycznego rozłączenia
- Podłączenie zasilania dowolne (z góry lub z dołu)

- Znamionowa zwarciova zdolność łączeniowa 6 kA wg. IEC/EN60947-2
- Możliwość równoległego podłączenia przewodów oraz szyny fazowej

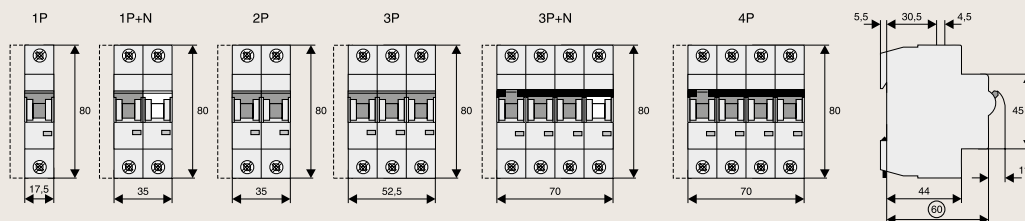
Schematy połączeń



Dane techniczne

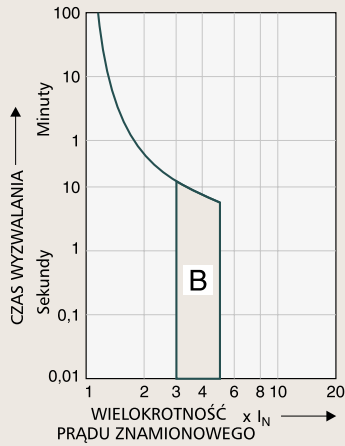
| Elektryczne | | Mechaniczne | |
|---|-----------------------------|------------------------------------|--|
| Wykonanie zgodne z | IEC/EN 60898 | Wysokość czoła | 45 mm |
| Aktualne atesty zgodnie z nadrukiem | | Wysokość aparatu | 80 mm |
| Napięcie znamionowe | | Szerokość | 17,5 mm na bieg. (1 mod.) |
| CLS6 | AC: 230/400V | Montaż | na szynie standardowej TS 35 mm IEC/EN 60715 |
| CLS6 | C: 48V (na bieg.) | Stopień ochrony | IP20 |
| | C: 250V (na bieg.) | Zaciski z góry i z dołu | szynowe/windowe |
| Częstotliwość | 50/60 Hz | Ochrona zacisków | przed palcami i dłońmi BGV A3, ÖVE-EN 6 |
| Znamionowa zwarciova zdolność łączeniowa IEC/EN 60898 | | Przekrój zacisków przyłączeniowych | 1-25 mm ² |
| CLS6 | 6 kA | Moment dociskowy śrub zaciskowych | 2-2,4 Nm |
| Znamionowa zwarciova zdolność łączeniowa IEC/EN 60947-2 | | Grubość szyn łączeniowych | 0,8 - 2 mm |
| CLS6-C | 6 kA | | |
| Charakterystyki | B, C | | |
| Dobezpieczenie topikowe >6 kA | maks. 100 A gL | | |
| Klasa ograniczenia energii | 3 | | |
| Trwałość | ≥ 8.000 przestawień | | |
| Kierunek zasilania | dowolny (z góry lub z dołu) | | |

Wymiary (mm)

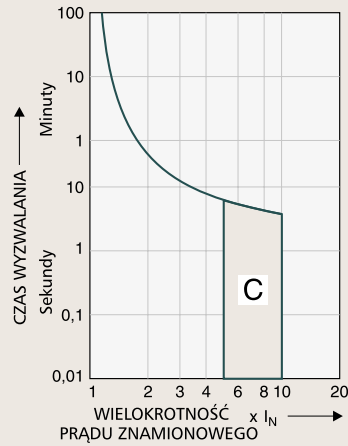


Charakterystyki wyzwalania (IEC/EN 60898)

Charakterystyka B

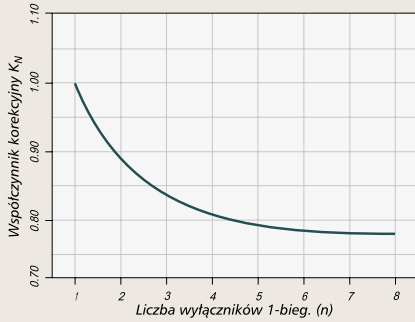


Charakterystyka C

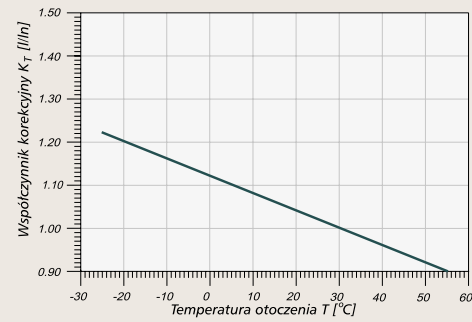


Obciążalność

Współczynnik korekcyjny K_n w zależności od ilości aparatów zamontowanych obok siebie (1 bieg.)

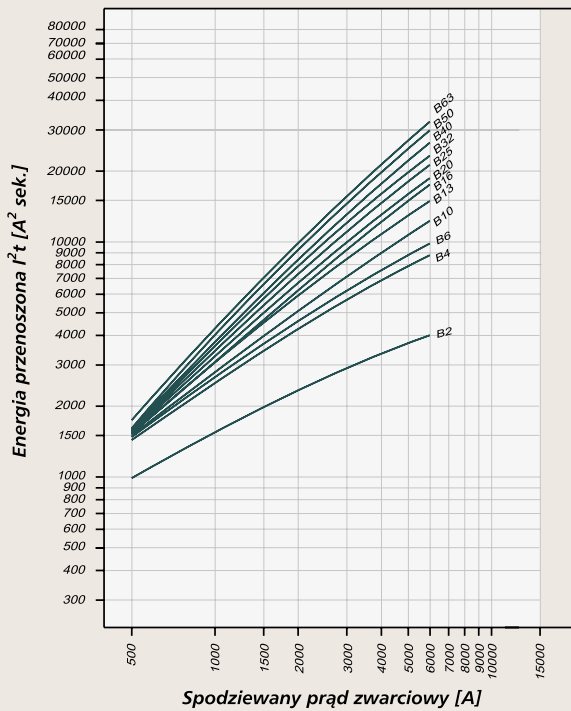


Wpływ temperatury otoczenia

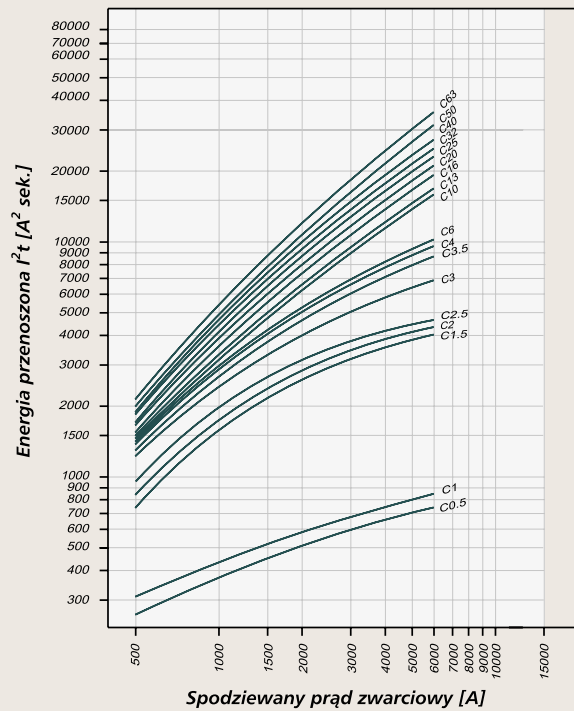


Energia przenoszona EP56

Energia przenoszona EP56. Charakterystyka B, 1-biegunowy



Energia przenoszona EP56. Charakterystyka C, 1-biegunowy



Określone zgodnie z EN 60898

Selektywność CLS6

- Selektywność wyłączników CLS6 (w kA) i poprzedzającego dobezpieczenia topikowego D0 lub NH typ gL/gG
- 1,4 ... selektywność do 1,4 kA; ... brak selektywności

Poprzedzające zabezpieczenie D01, D02, D03

| Prąd znamionowy I_n CLS6 w A | Prąd znamionowy zabezpieczenia poprzedzającego w A gL/gG | | | | | | | | | |
|-----------------------------------|--|------|------|------|-----|-----|-----|-----|-----|-----|
| | 10 | 16 | 20 | 25 | 35 | 50 | 63 | 80 | 100 | |
| Charakterystyka B | 2 | <0,5 | <0,5 | 0,5 | 0,8 | 2,2 | 6,0 | 6,0 | 6,0 | 6,0 |
| | 4 | <0,5 | <0,5 | <0,5 | 0,5 | 1,2 | 3,1 | 5,5 | 6,0 | 6,0 |
| | 6 | | <0,5 | <0,5 | 0,5 | 1,2 | 2,7 | 4,5 | 6,0 | 6,0 |
| | 10 | | | <0,5 | 0,5 | 1,1 | 2,3 | 3,6 | 5,0 | 6,0 |
| | 13 | | | <0,5 | 0,5 | 1,0 | 2,0 | 3,1 | 4,3 | 6,0 |
| | 16 | | | | 0,5 | 1,0 | 1,7 | 2,8 | 3,8 | 6,0 |
| | 20 | | | | | 0,9 | 1,6 | 2,7 | 3,6 | 6,0 |
| | 25 | | | | | 0,9 | 1,6 | 2,5 | 3,3 | 6,0 |
| | 32 | | | | | | 1,6 | 2,3 | 3,0 | 5,8 |
| | 40 | | | | | | | 2,2 | 2,9 | 5,3 |
| | 50 | | | | | | | 2,1 | 2,7 | 4,8 |
| | 63 | | | | | | | | | 4,5 |
| | Charakterystyka C | 0,5 | <0,5 | 1,1 | 6,0 | 6,0 | 6,0 | 6,0 | 6,0 | 6,0 |
| 1 | | <0,5 | 0,8 | 3,9 | 6,0 | 6,0 | 6,0 | 6,0 | 6,0 | 6,0 |
| 2 | | <0,5 | <0,5 | 0,5 | 0,8 | 1,7 | 6,0 | 6,0 | 6,0 | 6,0 |
| 3 | | <0,5 | <0,5 | <0,5 | 0,6 | 1,3 | 4,3 | 6,0 | 6,0 | 6,0 |
| 4 | | <0,5 | <0,5 | <0,5 | 0,6 | 1,2 | 2,7 | 4,7 | 6,0 | 6,0 |
| 6 | | | <0,5 | <0,5 | 0,6 | 1,1 | 2,3 | 4,0 | 6,0 | 6,0 |
| 10 | | | | <0,5 | 0,6 | 1,1 | 1,9 | 2,8 | 3,9 | 6,0 |
| 13 | | | | | | 1,0 | 1,8 | 2,7 | 3,7 | 6,0 |
| 16 | | | | | | 1,0 | 1,7 | 2,5 | 3,3 | 6,0 |
| 20 | | | | | | 0,9 | 1,6 | 2,3 | 3,1 | 6,3 |
| 25 | | | | | | | 1,5 | 2,2 | 2,9 | 5,7 |
| 32 | | | | | | | | 2,1 | 2,7 | 5,3 |
| 40 | | | | | | | | | 2,6 | 5,0 |
| 50 | | | | | | | | | 4,5 | |
| 63 | | | | | | | | | | |

Poprzedzające zabezpieczenie NH 00

| Prąd znamionowy I_n CLS6 w A | Prąd znamionowy zabezpieczenia poprzedzającego w A gL/gG | | | | | | | | | | |
|-----------------------------------|--|------|------|------|-----|-----|-----|-----|-----|-----|-----|
| | 16 | 20 | 25 | 35 | 40 | 50 | 63 | 80 | 100 | | |
| Charakterystyka B | 2 | <0,5 | <0,5 | 0,6 | 3,2 | 6,0 | 6,0 | 6,0 | 6,0 | 6,0 | |
| | 4 | <0,5 | <0,5 | <0,5 | 1,2 | 1,8 | 3,0 | 4,8 | 7,2 | 6,0 | |
| | 6 | <0,5 | <0,5 | <0,5 | 1,1 | 1,6 | 2,6 | 4,0 | 5,8 | 6,0 | |
| | 10 | | <0,5 | <0,5 | 1,1 | 1,5 | 2,2 | 3,2 | 4,5 | 6,0 | |
| | 13 | | <0,5 | <0,5 | 1,0 | 1,4 | 2,0 | 2,9 | 4,0 | 6,0 | |
| | 16 | | | <0,5 | 0,9 | 1,3 | 1,8 | 2,6 | 3,5 | 6,0 | |
| | 20 | | | | 0,9 | 1,3 | 1,7 | 2,4 | 3,3 | 6,0 | |
| | 25 | | | | 0,9 | 1,1 | 1,6 | 2,3 | 3,1 | 5,5 | |
| | 32 | | | | 0,8 | 1,1 | 1,5 | 2,1 | 2,9 | 5,0 | |
| | 40 | | | | | | 1,5 | 2,0 | 2,8 | 4,6 | |
| | 50 | | | | | | | 1,9 | 2,7 | 4,2 | |
| | 63 | | | | | | | | | 3,9 | |
| | Charakterystyka C | 0,5 | 0,9 | 2,7 | 6,0 | 6,0 | 6,0 | 6,0 | 6,0 | 6,0 | 6,0 |
| 1 | | 0,7 | 2,0 | 1,0 | 6,0 | 6,0 | 6,0 | 6,0 | 6,0 | 6,0 | |
| 2 | | <0,5 | <0,5 | 0,6 | 2,2 | 4,2 | 6,0 | 6,0 | 6,0 | 6,0 | |
| 3 | | <0,5 | <0,5 | 0,5 | 1,4 | 2,1 | 4,0 | 6,0 | 6,0 | 6,0 | |
| 4 | | <0,5 | <0,5 | <0,5 | 1,1 | 1,5 | 2,5 | 4,0 | 6,0 | 6,0 | |
| 6 | | <0,5 | <0,5 | <0,5 | 1,0 | 1,4 | 2,3 | 3,6 | 5,3 | 6,0 | |
| 10 | | | | <0,5 | 0,9 | 1,3 | 1,8 | 2,6 | 3,6 | 6,0 | |
| 13 | | | | | 0,9 | 1,3 | 1,7 | 2,5 | 3,5 | 6,0 | |
| 16 | | | | | 0,9 | 1,1 | 1,6 | 2,3 | 3,2 | 5,8 | |
| 20 | | | | | 0,8 | 1,1 | 1,5 | 2,1 | 3,0 | 5,3 | |
| 25 | | | | | | | 1,4 | 2,0 | 2,8 | 4,8 | |
| 32 | | | | | | | | 1,9 | 2,6 | 4,5 | |
| 40 | | | | | | | | | 2,5 | 4,3 | |
| 50 | | | | | | | | | 4,0 | | |
| 63 | | | | | | | | | | | |



ELEKTRO-PLAST



ELEKTRO-PLAST

NASIELSK



ELEKTRO-PLAST

NASIELSK

JUNCTION BOXES

- JUNCTION BOXES FLUSH MOUNTED
- JUNCTION BOXES HERMETIC
- ACCESSORIES



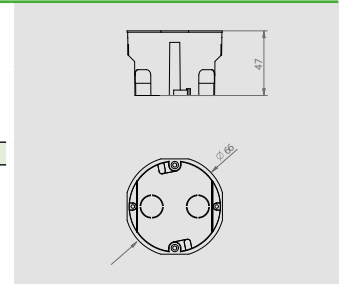
IP 20 650 °C 250 V PP



JUNCTION BOX P/T PK-60F TO HOLLOW WALLS

| Type | Color | Pack. | Weight | Index |
|----------|--------------|--------|-----------------|---------|
| PK-60 GK | Red RAL 2012 | 40 pc. | 2,50 kg/100 pc. | 0201-00 |

For mounting accessories for screws or claws. Work voltage 250 V.
NORM: PN-E-93208:1997.
The size of the milled hole \varnothing 68. Dimensions: \varnothing 60x depth 47 mm



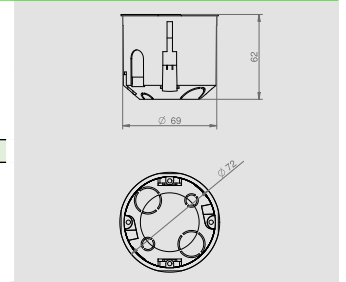
IP 20 650 °C 250 V PP



JUNCTION BOX P/T PK-60F TO HOLLOW WALLS DEEP

| Type | Color | Pack. | Weight | Index |
|----------|--------------|--------|-----------------|---------|
| PK-60 GK | Red RAL 2012 | 40 pc. | 2,70 kg/100 pc. | 0220-00 |

For mounting accessories for screws or claws. Work voltage 250 V.
NORM: PN-E-93208:1997.
The size of the milled hole \varnothing 68. Dimensions: \varnothing 60x depth 62 mm



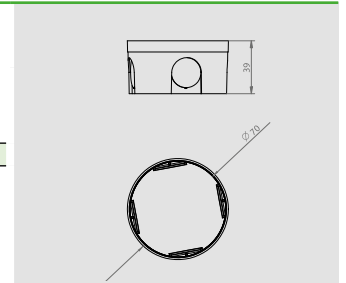
IP 20 650 °C 250 V PP



JUNCTION BOX P/T PO-70F TO HOLLOW WALLS

| Type | Color | Pack. | Weight | Index |
|----------|--------------|--------|-----------------|---------|
| PO-70 GK | Red RAL 2012 | 40 pc. | 3,30 kg/100 pc. | 0204-00 |

Work voltage 250 V.
NORM: PN-E-93208:1997.
The size of the milled hole \varnothing 72-74. Dimensions: \varnothing 70x depth 37 mm



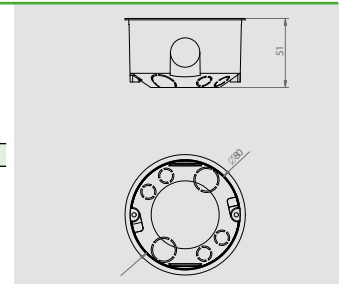
IP 20 650 °C 250 V PP



JUNCTION BOX P/T PO-80F TO HOLLOW WALLS

| Type | Color | Pack. | Weight | Index |
|----------|--------------|--------|-----------------|---------|
| PO-80 GK | Red RAL 2012 | 35 pc. | 3,60 kg/100 pc. | 0209-00 |

Work voltage 250 V.
NORM: PN-E-93208:1997.
The size of the milled hole \varnothing 82-84. Dimensions: \varnothing 80x depth 50 mm



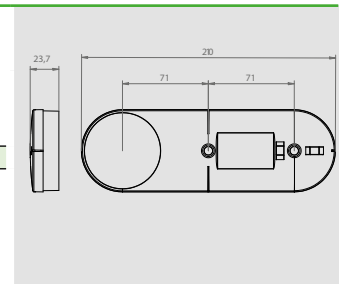
PP



POSITIONER FOR JUNCTION BOX

| Type | Color | Pack. | Weight | Index |
|------------|---------------|--------|-----------------|---------|
| positioner | Grey RAL 7043 | 10 pc. | 4,50 kg/100 pc. | 0237-00 |

Facilitates routing and cutting holes for single and multiple junction boxes.
The device has built-in contours.



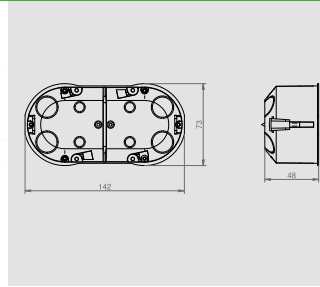
IP 20 650 °C 250 V PP



JUNCTION BOX P/T PK-2X60F TO HOLLOW WALLS

| Type | Color | Pack. | Weight | Index |
|------------|--------------|-------|--------|---------|
| PK-2x60 GK | Red RAL 2012 | 30 | 5,30 | 0210-00 |

For mounting accessories for screws or claws. Work voltage 250 V.
 NORM: PN-E-93208:1997. The size of the milled hole 2 x Ø 67.
 Internal dimensions: 135x61x46 mm
 Dimensions: 2x Ø 60x depth 47 mm
 Possibility to order a version for masonry without GK pawls and positioning screws, index: 0210-10



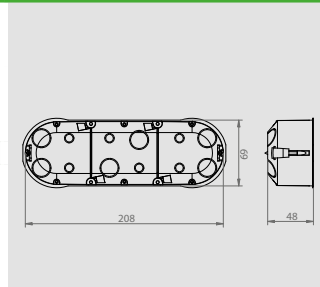
IP 20 650 °C 250 V PP



JUNCTION BOX P/T PK-3X60F TO HOLLOW WALLS

| Type | Color | Pack. | Weight | Index |
|------------|--------------|-------|--------|---------|
| PK-3x60 GK | Red RAL 2012 | 20 | 7,60 | 0234-00 |

For mounting accessories for screws or claws. Work voltage 250 V.
 NORM: PN-E-93208:1997. The size of the milled hole 3 x Ø 67.
 Internal dimensions: 204x61x46 mm
 Dimensions: 3 x Ø 60x depth 47 mm
 Possibility to order a version for masonry without GK pawls and positioning screws, index: 0234-10



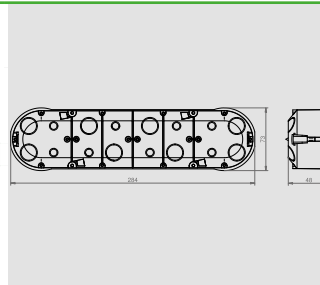
IP 20 650 °C 250 V PP



JUNCTION BOX P/T PK-4X60F TO HOLLOW WALLS

| Type | Color | Pack. | Weight | Index |
|------------|--------------|-------|--------|---------|
| PK-4x60 GK | Red RAL 2012 | 20 | 8,80 | 0235-00 |

For mounting accessories for screws or claws. Work voltage 250 V.
 NORM: PN-E-93208:1997. The size of the milled hole 4 x Ø 67.
 Internal dimensions: 275x61x46 mm
 Dimensions: 4 x Ø 60x 47 mm
 Possibility to order a version for masonry without GK pawls and positioning screws, index: 0234-10



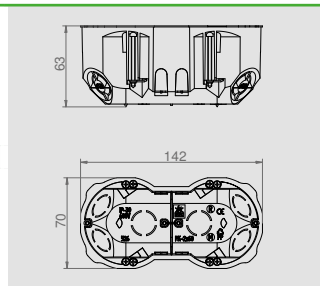
IP 20 650 °C 250 V PP



JUNCTION BOX P/T PK-2X60F TO HOLLOW WALLS

| Type | Color | Pack. | Weight | Index |
|------------|--------------|-------|--------|---------|
| PK-2x60 GK | Red RAL 2012 | 30 | 5,30 | 0286-00 |

NORM: PN-E-93208:1997.
 For mounting accessories for screws or claws. Rated voltage 250V
 The size of the milled hole 2xØ67
 Internal dimensions: 135x54x58 mm
 Dimensions: 2x Ø60 x depth 63 mm



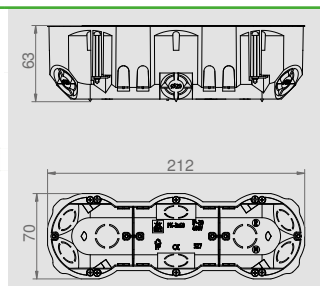
IP 20 650 °C 250 V PP



JUNCTION BOX P/T PK-3X60F TO HOLLOW WALLS

| Type | Color | Pack. | Weight | Index |
|------------|--------------|-------|--------|---------|
| PK-3x60 GK | Red RAL 2012 | 20 | 7,60 | 0287-00 |

NORM: PN-E-93208:1997.
 For mounting accessories for screws or claws. Rated voltage 250V
 The size of the milled hole 3xØ67
 Internal dimensions: 205x54x58 mm
 Dimensions: 3x Ø60 x depth 63 mm



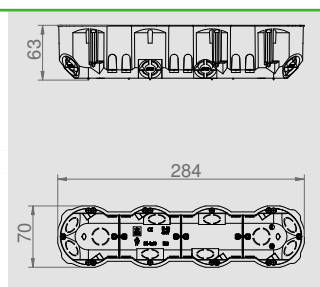
IP 20 650 °C 250 V PP



JUNCTION BOX P/T PK-4X60F TO HOLLOW WALLS

| Type | Color | Pack. | Weight | Index |
|------------|--------------|-------|--------|---------|
| PK-4x60 GK | Red RAL 2012 | 16 | 8,80 | 0288-00 |

NORM: PN-E-93208:1997.
 For mounting accessories for screws or claws. Rated voltage 250V
 The size of the milled hole 4xØ67
 Internal dimensions: 275x54x58 mm
 Dimensions: 4x Ø60 x depth 63 mm



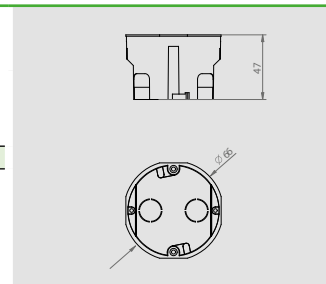
IP 20 850 °C Br Cl 250 V PP



JUNCTION BOX P/T PK-60 TO HOLLOW WALLS HALOGEN-FREE SELF-EXTINGUISHING

| Type | Color | Pack. | Weight | Index |
|----------|-----------------|--------|-----------------|---------|
| PK-60 GK | Yellow RAL 1021 | 40 pc. | 2,50 kg/100 pc. | 0201-0N |

For mounting accessories for screws or claws. Work voltage 250 V.
NORM: PN-E-93208:1997, PN-EN 60670-1:2007. Self-extinguishin 850°C.
The size of the milled hole \varnothing 68. Dimensions: \varnothing 67x depth 47 mm



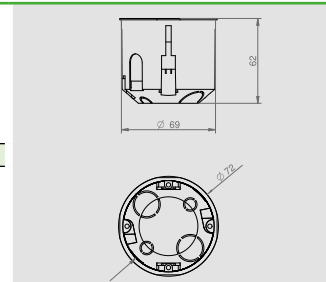
IP 20 850 °C Br Cl 250 V PP



JUNCTION BOX P/T PK-60 TO HOLLOW WALLS HALOGEN-FREE SELF-EXTINGUISHING

| Type | Color | Pack. | Weight | Index |
|----------|-----------------|--------|-----------------|---------|
| PK-60 GK | Yellow RAL 1021 | 40 pc. | 2,70 kg/100 pc. | 0220-0N |

For mounting accessories for screws or claws. Work voltage 250 V.
NORM: PN-E-93208:1997, PN-EN 60670-1:2007. Self-extinguishin 850°C.
The size of the milled hole \varnothing 68. Dimensions: \varnothing 60x depth 62 mm



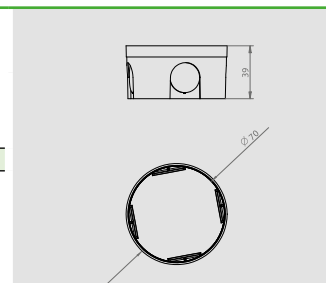
IP 20 850 °C Br Cl 250 V PP



JUNCTION BOX P/T PO-70 TO HOLLOW WALLS HALOGEN-FREE SELF-EXTINGUISHING

| Type | Color | Pack. | Weight | Index |
|----------|-----------------|--------|-----------------|---------|
| PO-70 GK | Yellow RAL 1021 | 40 pc. | 3,50 kg/100 pc. | 0204-0N |

Work voltage 250 V.
NORM: PN-E-93208:1997, PN-EN 60670-1:2007. Self-extinguishin 850°C.
The size of the milled hole \varnothing 72-74. Dimensions: \varnothing 70x depth 47 mm



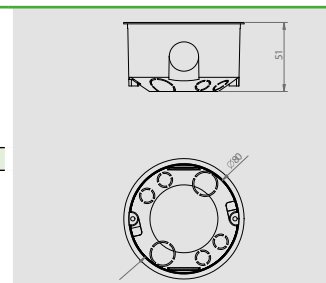
IP 20 850 °C Br Cl 250 V PP



JUNCTION BOX P/T PO-80 TO HOLLOW WALLS HALOGEN-FREE SELF-EXTINGUISHING

| Type | Color | Pack. | Weight | Index |
|----------|-----------------|--------|-----------------|---------|
| PO-80 GK | Yellow RAL 1021 | 35 pc. | 3,60 kg/100 pc. | 0209-0N |

Work voltage 250 V.
NORM: PN-E-93208:1997, PN-EN 60670-1:2007. Self-extinguishin 850°C.
The size of the milled hole \varnothing 82-84. Dimensions: \varnothing 80x depth 50 mm

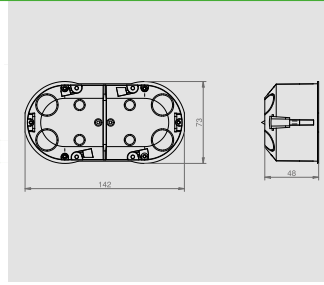




**JUNCTION BOX P/T PK-2X60 TO HOLLOW WALLS
HALOGEN-FREE SELF-EXTINGUISHING**

| Type | Color | Pack. | Weight | Index |
|------------|-----------------|-----------|--------------------|----------------|
| PK-2x60 GK | Yellow RAL 1021 | pc. 30 | kg/100 pc. 5,30 | 0210-0N |

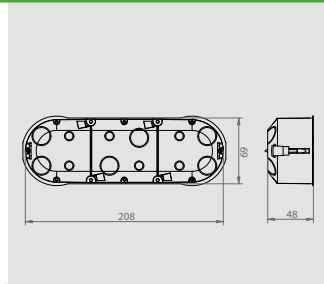
For mounting accessories for screws or claws. Work voltage 250 V.
NORM: PN-E-93208:1997, PN-EN 60670-1:2007. Self-extinguishin 850°C.
The size of the milled hole $\varnothing 2 \times \varnothing 67$.
Internal dimensions: 135x61x46 mm
Dimensions: 2x $\varnothing 60$ x depth 47 mm



**JUNCTION BOX P/T PK-3X60 TO HOLLOW WALLS
HALOGEN-FREE SELF-EXTINGUISHING**

| Type | Color | Pack. | Weight | Index |
|------------|-----------------|-----------|--------------------|----------------|
| PK-3x60 GK | Yellow RAL 1021 | pc. 20 | kg/100 pc. 7,60 | 0234-0N |

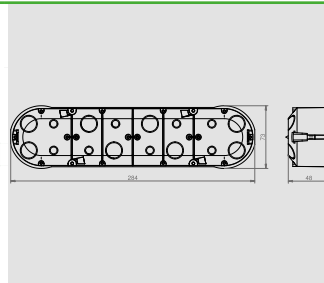
For mounting accessories for screws or claws. Work voltage 250 V.
NORM: PN-E-93208:1997, PN-EN 60670-1:2007. Self-extinguishin 850°C.
The size of the milled hole $3 \times \varnothing 67$.
Internal dimensions: 204x61x46 mm
Dimensions: 3x $\varnothing 60$ x depth 47 mm



**JUNCTION BOX P/T PK-4X60 TO HOLLOW WALLS
HALOGEN-FREE SELF-EXTINGUISHING**

| Type | Color | Pack. | Weight | Index |
|------------|-----------------|-----------|--------------------|----------------|
| PK-4x60 GK | Yellow RAL 1021 | pc. 20 | kg/100 pc. 8,80 | 0235-0N |

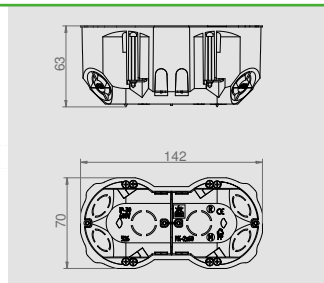
For mounting accessories for screws or claws. Work voltage 250 V.
NORM: PN-E-93208:1997, PN-EN 60670-1:2007. Self-extinguishin 850°C.
The size of the milled hole $4 \times \varnothing 67$.
Internal dimensions: 275x61x46 mm
Dimensions: 4x $\varnothing 60$ x depth 47 mm



**JUNCTION BOX P/T PK-2X60F TO HOLLOW WALLS
HALOGEN-FREE SELF-EXTINGUISHING**

| Type | Color | Pack. | Weight | Index |
|------------|-----------------|-----------|--------------------|----------------|
| PK-2x60 GK | Yellow RAL 1021 | pc. 30 | kg/100 pc. 5,30 | 0286-0N |

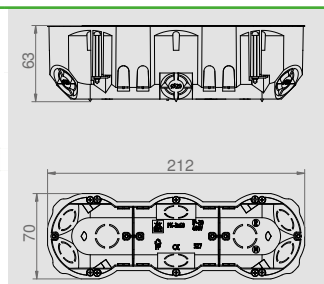
NORM: PN-E-93208:1997, PN-EN 60670-1:2007
For mounting accessories for screws or claws. Rated voltage 250V
The size of the milled hole $2 \times \varnothing 67$
Internal dimensions: 135x54x58 mm
Dimensions: 2x $\varnothing 60$ x depth 63 mm



**JUNCTION BOX P/T PK-3X60F TO HOLLOW WALLS
HALOGEN-FREE SELF-EXTINGUISHING**

| Type | Color | Pack. | Weight | Index |
|------------|-----------------|-----------|--------------------|----------------|
| PK-3x60 GK | Yellow RAL 1021 | pc. 20 | kg/100 pc. 7,60 | 0287-0N |

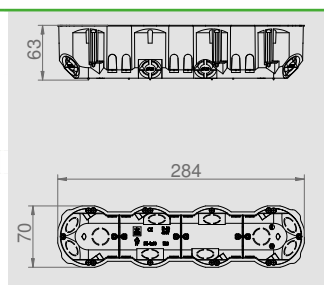
NORM: PN-E-93208:1997, PN-EN 60670-1:2007
For mounting accessories for screws or claws. Rated voltage 250V
The size of the milled hole $3 \times \varnothing 67$
Internal dimensions: 205x54x58 mm
Dimensions: 3x $\varnothing 60$ x depth 63 mm



**JUNCTION BOX P/T PK-4X60F TO HOLLOW WALLS
HALOGEN-FREE SELF-EXTINGUISHING**

| Type | Color | Pack. | Weight | Index |
|------------|-----------------|-----------|--------------------|----------------|
| PK-4x60 GK | Yellow RAL 1021 | pc. 16 | kg/100 pc. 8,80 | 0288-0N |

NORM: PN-E-93208:1997, PN-EN 60670-1:2007
For mounting accessories for screws or claws. Rated voltage 250V
The size of the milled hole $4 \times \varnothing 67$
Internal dimensions: 275x54x58 mm
Dimensions: 4x $\varnothing 60$ x depth 63 mm



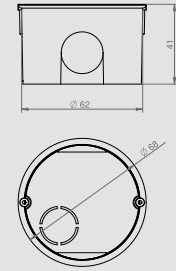
IP 20 650 °C 250 V PP



JUNCTION BOX P/T PK-60F PRO

| Type | Color | Pack. | Weight | Index |
|-----------|--------------|-------|------------|----------------|
| PK-60 PRO | Red RAL 2012 | pc. | kg/100 pc. | |
| | | 100 | 1,20 | 0281-00 |

For mounting accessories for screws or claws. Work voltage 250 V.
 NORM: PN-E-93208:1997, PN-EN 60670-1:2007. Without positioning screws.
 Internal dimensions: 60x40 mm
 Dimensions: Ø 60x depth 41 mm



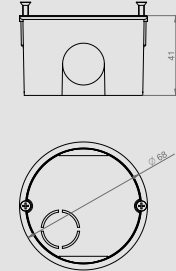
IP 20 650 °C 250 V PP



JUNCTION BOX P/T PK-60F PRO WITH SCREWS

| Type | Color | Pack. | Weight | Index |
|-----------|--------------|-------|------------|----------------|
| PK-60 PRO | Red RAL 2012 | pc. | kg/100 pc. | |
| | | 100 | 1,30 | 0281-01 |

For mounting accessories for screws or claws. Work voltage 250 V.
 NORM: PN-E-93208:1997, PN-EN 60670-1:2007. With positioning screws.
 Internal dimensions: 60x40 mm
 Dimensions: Ø 60x depth 41 mm



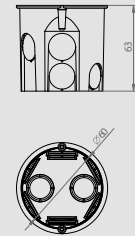
IP 20 650 °C 250 V PP



JUNCTION BOX P/T PK-60F LUX DEEP

| Type | Color | Pack. | Weight | Index |
|-----------|--------------|-------|------------|----------------|
| PK-60 LUX | Red RAL 2012 | pc. | kg/100 pc. | |
| | | 60 | 1,80 | 0206-50 |

For mounting accessories for screws or claws. Work voltage 250 V.
 NORM: PN-E-93208:1997, PN-EN 60670-1:2007.
 Deeper with positioning screws.
 Internal dimensions: 60x62 mm
 Dimensions: Ø 60x depth 63 mm



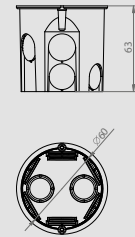
IP 20 650 °C 250 V PP



JUNCTION BOX P/T PK-60F LUX DEEP WITH SCREWS

| Type | Color | Pack. | Weight | Index |
|-----------|--------------|-------|------------|----------------|
| PK-60 LUX | Red RAL 2012 | pc. | kg/100 pc. | |
| | | 60 | 1,93 | 0206-51 |

For mounting accessories for screws or claws. Work voltage 250 V.
 NORM: PN-E-93208:1997, PN-EN 60670-1:2007.
 Deeper with screws.
 Dimensions: Ø 60x depth 63 mm



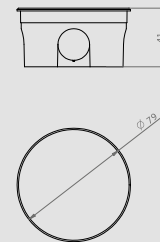
IP 20 650 °C 250 V PP



JUNCTION BOX P/T PO-70F PRO

| Type | Color | Pack. | Weight | Index |
|-----------|--------------|-------|------------|----------------|
| PO-70 PRO | Red RAL 2012 | pc. | kg/100 pc. | |
| | | 60 | 2,70 | 0282-00 |

Work voltage 250 V.
 NORM: PN-E-93208:1997, PN-EN 60670-1:2007. Cover included.
 Internal dimensions: 70x37 mm
 Dimensions: Ø 70x depth 37 mm



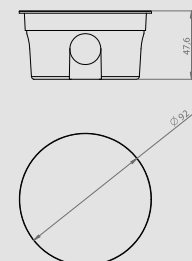
IP 20 650 °C 250 V PP



JUNCTION BOX P/T PO-80F PRO

| Type | Color | Pack. | Weight | Index |
|-----------|--------------|-------|------------|----------------|
| PO-80 PRO | Red RAL 2012 | pc. | kg/100 pc. | |
| | | 50 | 3,35 | 0283-00 |

Work voltage 250 V.
 NORM: PN-E-93208:1997, PN-EN 60670-1:2007. Cover included.
 Internal dimensions: 70x37 mm
 Dimensions: Ø 80x depth 50 mm



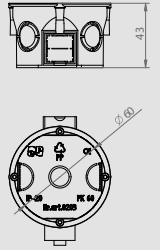
IP 20 650 °C 250 V PP



JUNCTION BOX P/T PK-60F PRO CONNECTED PLATE

| Type | Color | Pack. | Weight | Index |
|-----------|--------------|--------|-----------------|---------|
| PK-60 PRO | Red RAL 2012 | 90 pc. | kg/100 pc. 1,45 | 0284-00 |

For mounting accessories for screws or claws. Work voltage 250 V.
 NORM: PN-E-93208:1997, PN-EN 60670-1:2007. Connected plate with screws.
 Internal dimensions: 60x41 mm
 Dimensions: Ø 60x depth 41 mm



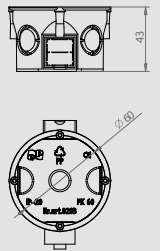
IP 20 650 °C 250 V PP



JUNCTION BOX P/T PK-60F PRO CONNECTED PLATE WITH SCREWS

| Type | Color | Pack. | Weight | Index |
|-----------|--------------|--------|-----------------|---------|
| PK-60 PRO | Red RAL 2012 | 90 pc. | kg/100 pc. 1,56 | 0284-01 |

For mounting accessories for screws or claws. Work voltage 250 V.
 NORM: PN-E-93208:1997, PN-EN 60670-1:2007. Connected plate with screws.
 Internal dimensions: 60x41 mm
 Dimensions: Ø 60x depth 41 mm



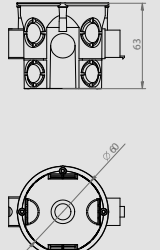
IP 20 650 °C 250 V PP



JUNCTION BOX P/T PK-60F PRO CONNECTED DEEP

| Type | Color | Pack. | Weight | Index |
|-----------|--------------|--------|-----------------|---------|
| PK-60 PRO | Red RAL 2012 | 60 pc. | kg/100 pc. 1,91 | 0285-00 |

For mounting accessories for screws or claws. Work voltage 250 V.
 NORM: PN-E-93208:1997, PN-EN 60670-1:2007. Connected deep without screws.
 Internal dimensions: 60x62 mm
 Dimensions: Ø 60x depth 61 mm



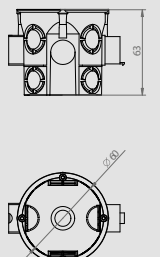
IP 20 650 °C 250 V PP



JUNCTION BOX P/T PK-60F PRO CONNECTED DEEP WITH SCREWS

| Type | Color | Pack. | Weight | Index |
|-----------|--------------|--------|-----------------|---------|
| PK-60 PRO | Red RAL 2012 | 60 pc. | kg/100 pc. 1,95 | 0285-01 |

For mounting accessories for screws or claws. Work voltage 250 V.
 NORM: PN-E-93208:1997, PN-EN 60670-1:2007. Connected deep with screws.
 Internal dimensions: 60x62 mm
 Dimensions: Ø 60x depth 61 mm



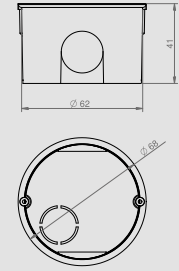
IP 20 650 °C 250 V PP



JUNCTION BOX P/T PK-60F

| Type | Color | Pack. | Weight | Index |
|--------|----------------|---------|-----------------|---------|
| PK-60F | Black RAL 9005 | 100 pc. | 1,20 kg/100 pc. | 0202-00 |

For mounting accessories for screws or claws. Work voltage 250 V.
 NORM: PN-E-93208:1997, PN-EN 60670-1:2007.
 Internal dimensions: 61x41 mm
 Dimensions: Ø 60x depth 41 mm



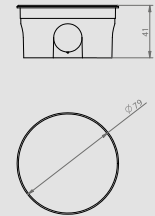
IP 20 650 °C 250 V PP



JUNCTION BOX P/T PO-70F

| Type | Color | Pack. | Weight | Index |
|--------|----------------|--------|-----------------|---------|
| PO-70F | Black RAL 9005 | 60 pc. | 2,70 kg/100 pc. | 0205-00 |

Work voltage 250 V.
 NORM: PN-E-93208:1997, PN-EN 60670-1:2007. Cover included.
 Internal dimensions: 61x41 mm
 Dimensions: Ø 70x depth 37 mm



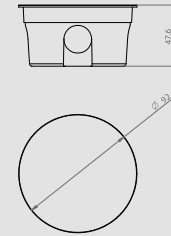
IP 20 650 °C 250 V PP



JUNCTION BOX P/T PO-80F

| Type | Color | Pack. | Weight | Index |
|--------|----------------|--------|-----------------|---------|
| PO-80F | Black RAL 9005 | 50 pc. | 3,35 kg/100 pc. | 0207-00 |

Work voltage 250 V.
 NORM: PN-E-93208:1997, PN-EN 60670-1:2007. Cover included.
 Internal dimensions: 79x45 mm
 Dimensions: Ø 80x depth 50 mm



IP 44 650 °C 400 V PE

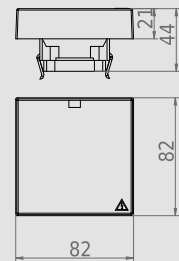
NEW



JUNCTION BOX FOR CONNECTING HOUSEHOLD APPLIANCES

| Type | Color | Pack. | Weight | Index |
|------------------|----------------|--------|-----------------|---------|
| Junction box AGD | White RAL 9003 | 10 pc. | 4,25 kg/100 pc. | 3040115 |

NORM: PN-E-93208:1997, PN-EN 60670-1:2007.
 Equipment: terminal 5x(2x2,5mm²) 400V
 Dimensions: 82mm height x 82mm width x 21mm depth
 Used for connecting household appliances, 3-phase induction hobs.



Junction box for connecting household appliances



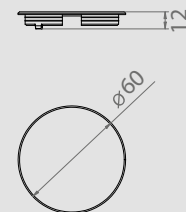
650 °C PP



JUNCTION BOX COVER Ø60

| Type | Color | Pack. | Weight | Index |
|--------------------|----------------|-------|------------|------------------|
| | | pc. | kg/100 pc. | |
| Junction box cover | White RAL 9003 | 50 | 1,10 | 028404-00 |

Used to mask the junction box.



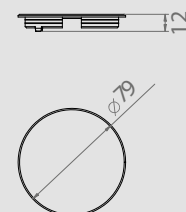
650 °C PP



JUNCTION BOX COVER Ø70

| Type | Color | Pack. | Weight | Index |
|--------------------|----------------|-------|------------|------------------|
| | | pc. | kg/100 pc. | |
| Junction box cover | White RAL 9003 | 100 | 1,20 | 020502-00 |

Used to mask the junction box.



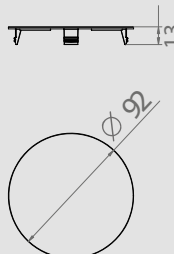
650 °C PP



JUNCTION BOX COVER Ø80

| Type | Color | Pack. | Weight | Index |
|--------------------|----------------|-------|------------|------------------|
| | | pc. | kg/100 pc. | |
| Junction box cover | White RAL 9003 | 100 | 1,30 | 020902-00 |

Used to mask the junction box.



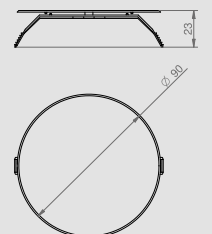
650 °C PS



JUNCTION BOX COVER Ø70/Ø80 UNIVERSAL

| Type | Color | Pack. | Weight | Index |
|--------------------|----------------|-------|------------|----------------|
| | | pc. | kg/100 pc. | |
| Junction box cover | White RAL 9003 | 200 | 1,10 | 3313-00 |

Used to mask the junction box.



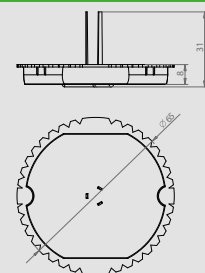
650 °C PE



SIGNALING COVER

| Type | Color | Pack. | Weight | Index |
|--------------------|--------------|-------|------------|----------------|
| | | pc. | kg/100 pc. | |
| Junction box cover | Red RAL 2012 | 100 | 0,45 | 0202-02 |

The cover is used to secure the hole of the junction box while plastering the wall



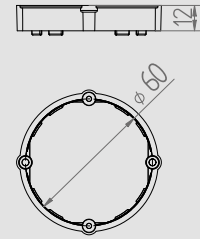
IP 20 650 °C 250 V PP



SPACER RING FOR JUNCTION BOX PK60 12 MM

| Type | Color | Pack. | Weight | Index |
|-------------|--------------|--------|-----------------|-----------|
| Spacer ring | Red RAL 2012 | 50 pc. | 0,72 kg/100 pc. | 028402-00 |

NORM: PN-E-93208:1997, PN-EN 60670-1:2007.
Dimensions: Ø 60x wys. 12 mm



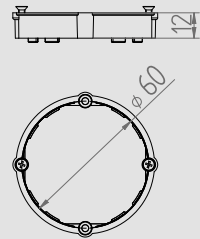
IP 20 650 °C 250 V PP



SPACER RING FOR JUNCTION BOX PK60 12 MM Z

| Type | Color | Pack. | Weight | Index |
|-------------|--------------|--------|-----------------|-----------|
| Spacer ring | Red RAL 2012 | 50 pc. | 0,82 kg/100 pc. | 028402-01 |

NORM: PN-E-93208:1997, PN-EN 60670-1:2007.
Ring with screws.
Dimensions: Ø 60x wys. 12 mm



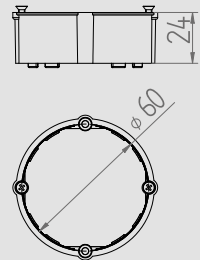
IP 20 650 °C 250 V PP



SPACER RING FOR JUNCTION BOX PK60 24 MM

| Type | Color | Pack. | Weight | Index |
|-------------|--------------|--------|----------------|-----------|
| Spacer ring | Red RAL 2012 | 50 pc. | 1,2 kg/100 pc. | 028403-00 |

NORM: PN-E-93208:1997, PN-EN 60670-1:2007.
Dimensions: Ø 60x wys. 24 mm



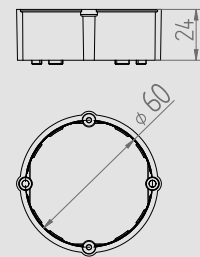
IP 20 650 °C 250 V PP



SPACER RING FOR JUNCTION BOX PK60 24 MM WITH SCREWS

| Type | Color | Pack. | Weight | Index |
|-------------|--------------|--------|----------------|-----------|
| Spacer ring | Red RAL 2012 | 50 pc. | 1,3 kg/100 pc. | 028403-01 |

NORM: PN-E-93208:1997, PN-EN 60670-1:2007.
Ring with screws.
Dimensions: Ø 60x wys. 24 mm



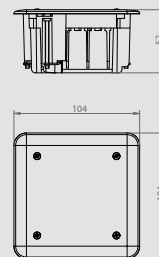
IP 40 650 °C 400 V PP



INSTALL BOX FLUSH MOUNTED JUNCTION BOX TO HOLLOW WALLS 89X89X50

| Type | Color | Pack. | Weight | Index |
|-----------------------|-----------------|-------|------------|----------------|
| | | pc. | kg/100 pc. | |
| Install-Box KG | Red RAL 2012 | 36 | 5,50 | 0260-00 |
| Install-Box KGS 850°C | Yellow RAL 1021 | 36 | 5,50 | 0260-0N |

Work voltage 400V.
It has claws for mounting in empty walls.
NORM: PN-E-93208:1997, PN-EN 60670-1:2007. Internal dimensions: 77x77x49 mm
Dimensions of the bottom: 89x89x50 mm



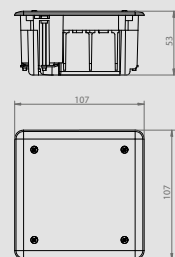
IP 40 650 °C 400 V PP



INSTALL BOX FLUSH MOUNTED JUNCTION BOX TO HOLLOW WALLS 95X95X50

| Type | Color | Pack. | Weight | Index |
|-----------------------|-----------------|-------|------------|----------------|
| | | pc. | kg/100 pc. | |
| Install-Box KG | Red RAL 2012 | 30 | 7,40 | 0261-00 |
| Install-Box KGS 850°C | Yellow RAL 1021 | 30 | 7,40 | 0261-0N |

Work voltage 400V.
It has claws for mounting in empty walls.
NORM: PN-E-93208:1997, PN-EN 60670-1:2007. Internal dimensions: 87x87x49 mm
Dimensions of the bottom: 98x98x50 mm



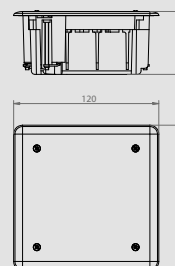
IP 40 650 °C 400 V PP




INSTALL BOX FLUSH MOUNTED JUNCTION BOX TO HOLLOW WALLS 105X105X50

| Type | Color | Pack. | Weight | Index |
|-----------------------|-----------------|-------|------------|----------------|
| | | pc. | kg/100 pc. | |
| Install-Box KG | Red RAL 2012 | 24 | 8,50 | 0262-00 |
| Install-Box KGS 850°C | Yellow RAL 1021 | 24 | 8,50 | 0262-0N |

Work voltage 400V.
It has claws for mounting in empty walls.
NORM: PN-E-93208:1997, PN-EN 60670-1:2007. Internal dimensions: 93x93x49 mm
Dimensions of the bottom: 105x105x50 mm



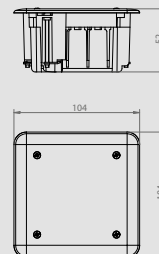
IP 40 650 °C 400 V PP




INSTALL BOX FLUSH MOUNTED JUNCTION BOX 89X89X50

| Type | Color | Pack. | Weight | Index |
|-------------|--------------|-------|------------|----------------|
| | | pc. | kg/100 pc. | |
| Install-Box | Red RAL 2012 | 36 | 5,40 | 0260-01 |

Work voltage 400 V.
NORM: PN-E-93208:1997, PN-EN 60670-1:2007.
Internal dimensions: 77x77x49 mm
Dimensions of the bottom: 89x89x50 mm



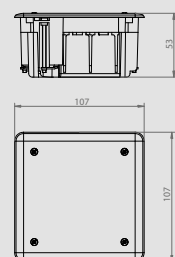
IP 40 650 °C 400 V PP



INSTALL BOX FLUSH MOUNTED JUNCTION BOX 95X95X50

| Type | Color | Pack. | Weight | Index |
|-------------|--------------|-------|------------|----------------|
| | | pc. | kg/100 pc. | |
| Install-Box | Red RAL 2012 | 30 | 7,20 | 0261-01 |

Work voltage 400V.
NORM: PN-E-93208:1997, PN-EN 60670-1:2007.
Internal dimensions: 87x87x49 mm
Dimensions of the bottom: 98x98x50 mm



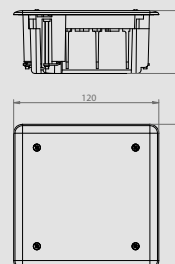
IP 40 650 °C 400 V PP



INSTALL BOX FLUSH MOUNTED JUNCTION BOX 105X105X50

| Type | Color | Pack. | Weight | Index |
|-------------|--------------|-------|------------|----------------|
| | | pc. | kg/100 pc. | |
| Install-Box | Red RAL 2012 | 24 | 8,40 | 0262-01 |

Work voltage 400V.
NORM: PN-E-93208:1997, PN-EN 60670-1:2007.
Internal dimensions: 93x93x49 mm
Dimensions of the bottom: 105x105x50 mm



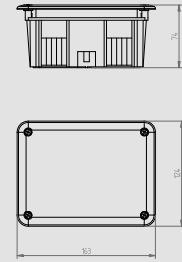
IP 40 650 °C 400 V PP



INSTALL BOX FLUSH MOUNTED JUNCTION BOX 130X100X70

| Type | Color | Pack. | Weight | Index |
|-------------|--------------|--------|------------------|---------|
| Install-Box | Red RAL 2012 | 14 pc. | 15,00 kg/100 pc. | 0263-01 |

Work voltage 400 V.
NORM: PN-E-93208:1997, PN-EN 60670-1:2007.
Internal dimensions: 128x89x68 mm
Dimensions of the bottom: 144x104x74 mm



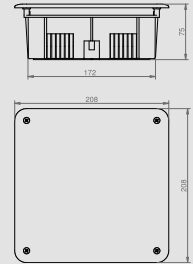
IP 40 650 °C 400 V PP



INSTALL BOX FLUSH MOUNTED JUNCTION BOX 185X185X70

| Type | Color | Pack. | Weight | Index |
|-------------|--------------|-------|------------------|---------|
| Install-Box | Red RAL 2012 | 5 pc. | 28,00 kg/100 pc. | 0264-01 |

Work voltage 400V.
NORM: PN-E-93208:1997, PN-EN 60670-1:2007.
Internal dimensions: 170x170x68 mm
Dimensions of the bottom: 185x185x75 mm



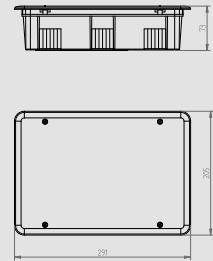
IP 40 650 °C 400 V PP



INSTALL BOX FLUSH MOUNTED JUNCTION BOX 264X177X76

| Type | Color | Pack. | Weight | Index |
|-------------|--------------|-------|------------------|---------|
| Install-Box | Red RAL 2012 | 5 pc. | 35,00 kg/100 pc. | 0265-01 |

Work voltage 400V.
NORM: PN-E-93208:1997, PN-EN 60670-1:2007.
Internal dimensions: 249x162x68 mm
Dimensions of the bottom: 264x177x76 mm



IP 40 650 °C 400 V PS

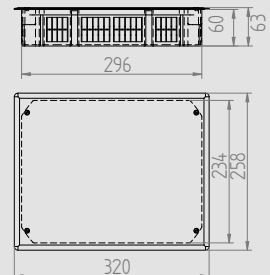
NEW



INSTALL BOX FLUSH MOUNTED JUNCTION BOX 292X213X60

| Type | Color | Pack. | Weight | Index |
|-------------|--------------|-------|------------------|---------|
| Install-Box | Red RAL 2012 | 1 pc. | 36,20 kg/100 pc. | 0267-01 |

Work voltage 400V.
NORM: PN-E-93208:1997
Dimensions of the bottom: 292x213x60 mm
Dimensions of the cover: 320x257 mm




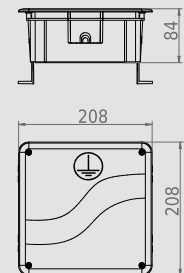
IP 40 650 °C 400 V PP




JUNCTION BOX FOR LIGHTNING PROTECTION CONNECTOR

| Type | Color | Pack. | Weight | Index |
|------|--------------|-------|------------------|---------|
| PZO | Red RAL 2012 | 5 pc. | 32,20 kg/100 pc. | 0266-00 |

Work voltage 400V. NORM: PN-E-93208:1997, PN-EN 60670-1:2007.
It protects the lightning protection connector against weather conditions.
The can has height adjustment. The junction box have „pins“ to facilitate the attachment of the box without dismantling the lightning protection connector.
The surface of the cover - matte.
Internal dimensions: 163x163x71 mm
Dimensions of the bottom: 185x185x80 mm
Reserved design in UP-RP



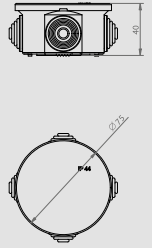
IP 55 650 °C 400 V PP



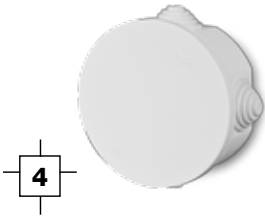
FAST-BOX JUNCTION BOX Ø 65X35 IP 55

| Type | Color | Pack. | Weight | Index |
|----------------|----------------|-------|------------|----------------|
| | | pc. | kg/100 pc. | |
| Fast-Box IP 55 | White RAL 9003 | 20 | 4,30 | 0240-00 |
| | Grey RAL 7035* | 20 | 4,30 | 0240-04 |

Quick montage. NORM: PN-IEC-60998-1:2006. Number of entries: 4 – glands.
Internal dimensions: 65x36 mm
Dimensions: Ø 75 x 40 mm



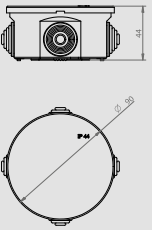
IP 55 650 °C 400 V PP




FAST-BOX JUNCTION BOX Ø 80X40 IP 55

| Type | Color | Pack. | Weight | Index |
|----------------|----------------|-------|------------|----------------|
| | | pc. | kg/100 pc. | |
| Fast-Box IP 55 | White RAL 9003 | 20 | 5,10 | 0241-00 |
| | Grey RAL 7035* | 20 | 5,10 | 0241-04 |

Quick montage. NORM: PN-IEC-60998-1:2006. Number of entries: 4 – glands.
Internal dimensions: 80x40 mm
Dimensions: Ø 90 x 44 mm



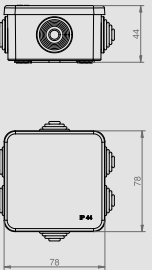
IP 55 650 °C 400 V PP




FAST-BOX JUNCTION BOX 70X70X40 IP 55

| Type | Color | Pack. | Weight | Index |
|----------------|----------------|-------|------------|----------------|
| | | pc. | kg/100 pc. | |
| Fast-Box IP 55 | White RAL 9003 | 12 | 5,60 | 0245-00 |
| | Grey RAL 7035* | 12 | 5,60 | 0245-04 |

Quick montage. NORM: PN-IEC-60998-1:2006. Number of entries: 6 – glands.
Internal dimensions: 67x67x41 mm
Dimensions: 78x78x44mm



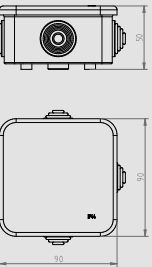
IP 55 650 °C 400 V PP




FAST-BOX JUNCTION BOX 80X80X42 IP 55

| Type | Color | Pack. | Weight | Index |
|----------------|----------------|-------|------------|----------------|
| | | pc. | kg/100 pc. | |
| Fast-Box IP 55 | White RAL 9003 | 12 | 7,30 | 0242-00 |
| | Grey RAL 7035* | 12 | 7,30 | 0242-04 |

Quick montage. NORM: PN-IEC-60998-1:2006. Number of entries: 4 – glands.
Internal dimensions: 80x80x42 mm
Dimensions: 90x90x50 mm



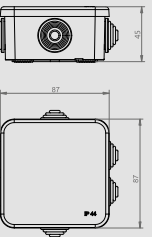
IP 55 650 °C 400 V PP




FAST-BOX JUNCTION BOX 76X76X40 IP 55

| Type | Color | Pack. | Weight | Index |
|----------------|----------------|-------|------------|----------------|
| | | pc. | kg/100 pc. | |
| Fast-Box IP 55 | White RAL 9003 | 12 | 6,12 | 0242-10 |
| | Grey RAL 7035* | 12 | 6,12 | 0242-14 |

Quick montage. NORM: PN-IEC-60998-1:2006. Number of entries: 6 – glands.
Internal dimensions: 76x76x40 mm
Dimensions: 87x87x45 mm



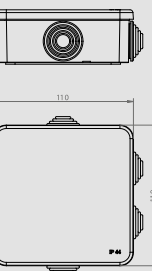
IP 55 650 °C 400 V PP



FAST-BOX JUNCTION BOX 110X110X52 IP 55


| Type | Color | Pack. | Weight | Index |
|----------------|----------------|-------|------------|----------------|
| | | pc. | kg/100 pc. | |
| Fast-Box IP 55 | White RAL 9003 | 9 | 10,30 | 0243-00 |
| | Grey RAL 7035* | 9 | 10,30 | 0243-04 |

Quick montage. NORM: PN-IEC-60998-1:2006. Number of entries: 6 – glands.
Internal dimensions: 100x100x42 mm
Dimensions: 110x110x50 mm



* - individual order

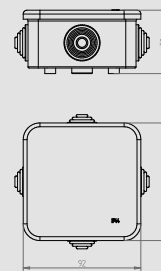
IP 55 650 °C 400 V PP



JUNCTION BOXES SURFACE MOUNTED HERMETIC PK-0 EP-LUX IP 55

| Type | Color | Pack. | Weight | Index |
|------|----------------|-------|------------|----------------|
| | | pc. | kg/100 pc. | |
| PK-0 | White RAL 9003 | 20 | 10,53 | 0224-00 |
| | Grey RAL 7035* | 20 | 10,53 | 0224-04 |

NORM: PN-IEC-60998-1:2006. Number of entries: 4 – glands.
Internal dimensions: 89x89x41 mm
Dimensions: 92x92x50 mm



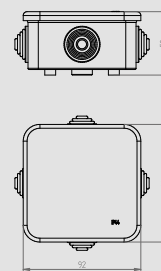
IP 55 650 °C 400 V PP



JUNCTION BOXES SURFACE MOUNTED HERMETIC PK-0 EP-LUX WITH REFILL 5X2,5MM² IP 55

| Type | Color | Pack. | Weight | Index |
|------|----------------|-------|------------|----------------|
| | | pc. | kg/100 pc. | |
| PK-0 | White RAL 9003 | 20 | 10,53 | 0223-00 |
| | Grey RAL 7035* | 20 | 10,53 | 0223-04 |

NORM: PN-IEC-60998-1:2006. Number of entries: 4 – glands.
Internal dimensions: 89x89x41 mm
Dimensions: 92x92x50 mm



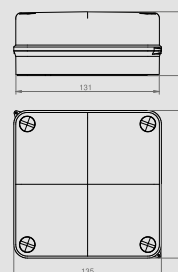
IP 55 650 °C 400 V PP




JUNCTION BOXES SURFACE MOUNTED HERMETIC PK-1 EP-LUX IP 55

| Type | Color | Pack. | Weight | Index |
|------|----------------|-------|------------|----------------|
| | | pc. | kg/100 pc. | |
| PK-1 | White RAL 9003 | 6 | 17,60 | 0250-00 |
| | Grey RAL 7035* | 6 | 17,60 | 0250-04 |

NORM: PN-IEC-60998-1:2006.
Internal dimensions: 125x125x21 mm
Dimensions: 135x135x62 mm



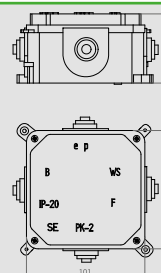
IP 20 650 °C 400 V PP




JUNCTION BOXES SURFACE MOUNTED PK-2 IP 20

| Type | Color | Pack. | Weight | Index |
|------------|----------------|-------|------------|----------------|
| | | pc. | kg/100 pc. | |
| PK-2 IP 20 | White RAL 9003 | 6 | 15,50 | 0215-00 |

NORM: PN-IEC-60998-1:2006. Number of entries: 4 – glands.
Internal dimensions: 85x85x46 mm
Dimensions: 101x101x59 mm



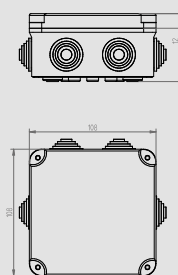
IP 55 650 °C 400 V PP




JUNCTION BOXES SURFACE MOUNTED HERMETIC PK-2 EP-LUX IP 55

| Type | Color | Pack. | Weight | Index |
|------|----------------|-------|------------|----------------|
| | | pc. | kg/100 pc. | |
| PK-2 | White RAL 9003 | 8 | 11,90 | 0222-00 |
| | Grey RAL 7035* | 8 | 11,90 | 0222-04 |

NORM: PN-IEC-60998-1:2006. Number of entries: 6 – glands.
Internal dimensions: 95x95x49 mm
Dimensions: 108x108x58 mm



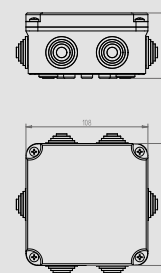
IP 55 650 °C 400 V PP



JUNCTION BOXES SURFACE MOUNTED HERMETIC PK-2 EP-LUX WITH REFILL 5X4MM² IP 55

| Type | Color | Pack. | Weight | Index |
|------|----------------|-------|------------|----------------|
| | | pc. | kg/100 pc. | |
| PK-2 | White RAL 9003 | 8 | 16,00 | 0221-00 |
| | Grey RAL 7035* | 8 | 16,00 | 0221-04 |

NORM: PN-IEC-60998-1:2006. Number of entries: 6 – glands.
Internal dimensions: 95x95x49 mm
Dimensions: 108x108x58 mm with a refill 5x4 mm²



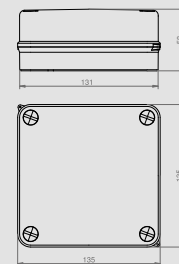
IP 55 650 °C 400 V PP



JUNCTION BOXES SURFACE MOUNTED HERMETIC PK-3 EP-LUX IP 55

| Type | Color | Pack. | Weight | Index |
|------|----------------|-------|------------|----------------|
| | | pc. | kg/100 pc. | |
| PK-3 | White RAL 9003 | 9 | 13,80 | 0251-00 |
| | Grey RAL 7035* | 9 | 13,80 | 0251-04 |

NORM: PN-IEC-60998-1:2006.
Internal dimensions: 125x125x21 mm
Dimensions: 135x135x58 mm



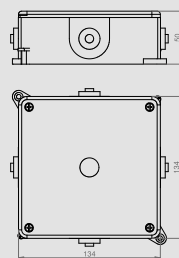
IP 20 650 °C 400 V PP



JUNCTION BOXES SURFACE MOUNTED PK-4 IP 20

| Type | Color | Pack. | Weight | Index |
|-----------|----------------|-------|------------|----------------|
| | | pc. | kg/100 pc. | |
| PK-4 IP20 | White RAL 9003 | 6 | 19,3 | 0217-00 |

NORM: PN-IEC-60998-1:2006. Number of entries: 4 – glands.
Internal dimensions: 126x126x46 mm
Dimensions: 134x134x50 mm



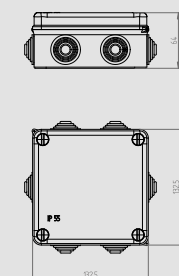
IP 55 650 °C 400 V PP



JUNCTION BOXES SURFACE MOUNTED HERMETIC PK-4 EP-LUX IP 55

| Type | Color | Pack. | Weight | Index |
|------|----------------|-------|------------|----------------|
| | | pc. | kg/100 pc. | |
| PK-4 | White RAL 9003 | 6 | 21,60 | 0233-00 |
| | Grey RAL 7035* | 6 | 21,60 | 0233-14 |

NORM: PN-IEC-60998-1:2006. Number of entries: 6 – glands.
Internal dimensions: 125x125x42 mm
Dimensions: 133x133x64 mm



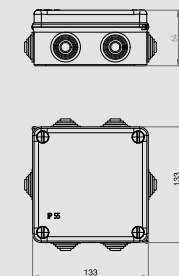
IP 55 650 °C 400 V PP



JUNCTION BOXES SURFACE MOUNTED HERMETIC PK-4 EP-LUX WITH REFILL 5X10MM² IP 55

| Type | Color | Pack. | Weight | Index |
|------|----------------|-------|------------|----------------|
| | | pc. | kg/100 pc. | |
| PK-4 | White RAL 9003 | 6 | 31,00 | 0233-01 |
| | Grey RAL 7035* | 6 | 31,00 | 0233-14 |

NORM: PN-IEC-60998-1:2006. Number of entries: 6 – glands.
Internal dimensions: 125x125x42 mm
Dimensions: 133x133x64 mm
With refill 5x10 mm²



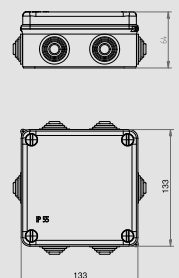
IP 55 650 °C 400 V PP



JUNCTION BOXES SURFACE MOUNTED HERMETIC PK-4 EP-LUX WITH REFILL 5X16MM² IP 55

| Type | Color | Pack. | Weight | Index |
|------|----------------|-------|------------|----------------|
| | | pc. | kg/100 pc. | |
| PK-4 | White RAL 9003 | 6 | 36,60 | 0233-02 |
| | Grey RAL 7035* | 6 | 36,60 | 0233-24 |

NORM: PN-IEC-60998-1:2006. Number of entries: 6 – glands.
Internal dimensions: 125x125x42 mm
Dimensions: 133x133x64 mm
With refill 5x16 mm²



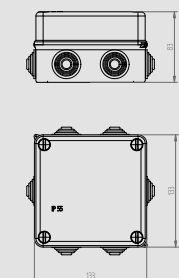
IP 55 650 °C 400 V PP



JUNCTION BOXES SURFACE MOUNTED HERMETIC PK-5 EP-LUX IP 55


| Type | Color | Pack. | Weight | Index |
|------|----------------|-------|------------|----------------|
| | | pc. | kg/100 pc. | |
| PK-5 | White RAL 9003 | 6 | 24,30 | 0252-00 |
| | Grey RAL 7035* | 6 | 24,30 | 0252-04 |

NORM: PN-IEC-60998-1:2006. Number of entries: 6 – glands.
Internal dimensions: 125x125x42 mm
Dimensions: 133x133x83 mm



* - individual order

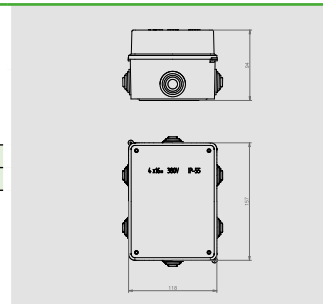
IP 55 650 °C 400 V PP



JUNCTION BOXES SURFACE MOUNTED HERMETIC PK-6 EP-LUX IP 55

| Type | Color | Pack. | Weight | Index |
|------|----------------|-------|------------|----------------|
| | | pc. | kg/100 pc. | |
| PK-6 | White RAL 9003 | 6 | 22,56 | 0227-00 |
| | Grey RAL 7035* | 6 | 22,56 | 0227-04 |

NORM: PN-IEC-60998-1:2006. Number of entries: 6 – glands.
Internal dimensions: 108x147x86 mm
Dimensions: 158x118x94 mm



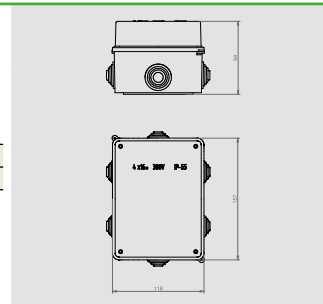
IP 55 650 °C 400 V PP




JUNCTION BOXES SURFACE MOUNTED HERMETIC PK-6 EP-LUX 158X118X80 IP 55

| Type | Color | Pack. | Weight | Index |
|------|----------------|-------|------------|----------------|
| | | pc. | kg/100 pc. | |
| PK-6 | White RAL 9003 | 6 | 21,85 | 0227-10 |
| | Grey RAL 7035* | 6 | 21,85 | 0227-14 |

NORM: PN-IEC-60998-1:2006. Number of entries: 6 – glands.
Internal dimensions: 108x147x86 mm
Dimensions: 157x118x94 mm



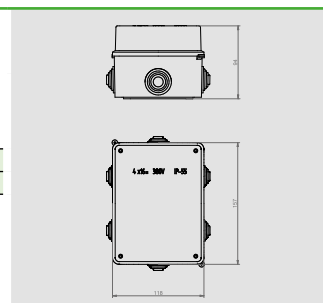
IP 55 650 °C 400 V PP




JUNCTION BOXES SURFACE MOUNTED HERMETIC PK-6 EP-LUX WITH REFILL 4X16 MM² IP 55

| Type | Color | Pack. | Weight | Index |
|------|----------------|-------|------------|----------------|
| | | pc. | kg/100 pc. | |
| PK-6 | White RAL 9003 | 6 | 36,20 | 0228-00 |
| | Grey RAL 7035* | 6 | 36,20 | 0228-04 |

NORM: PN-IEC-60998-1:2006. Number of entries: 6 – glands.
Internal dimensions: 108x147x86 mm
Dimensions: 157x118x94 mm
With refill 4x16 mm²



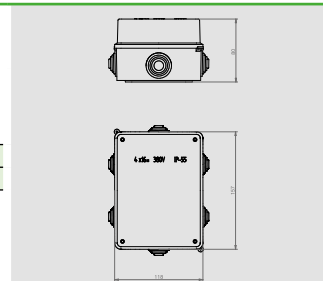
IP 55 650 °C 400 V PP




JUNCTION BOXES SURFACE MOUNTED HERMETIC PK-6 EP-LUX 158X118X80 WITH REFILL 4X16 MM² SHORT IP 55

| Type | Color | Pack. | Weight | Index |
|------|----------------|-------|------------|----------------|
| | | pc. | kg/100 pc. | |
| PK-6 | White RAL 9003 | 6 | 32,90 | 0228-10 |
| | Grey RAL 7035* | 6 | 32,90 | 0228-14 |

NORM: PN-IEC-60998-1:2006. Number of entries: 6 – glands.
Internal dimensions: 108x147x86 mm
Dimensions: 157x118x80mm
With refill 4x16 mm²



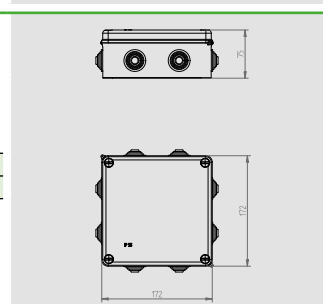
IP 55 650 °C 400 V PP




JUNCTION BOXES SURFACE MOUNTED HERMETIC PK-7 EP-LUX IP 55

| Type | Color | Pack. | Weight | Index |
|------|----------------|-------|------------|----------------|
| | | pc. | kg/100 pc. | |
| PK-7 | White RAL 9003 | 3 | 28,00 | 0238-01 |
| | Grey RAL 7035* | 3 | 28,00 | 0238-14 |

NORM: PN-IEC-60998-1:2006. Number of entries: 8 – glands.
Internal dimensions: 163x163x55 mm
Dimensions: 172x172x75 mm




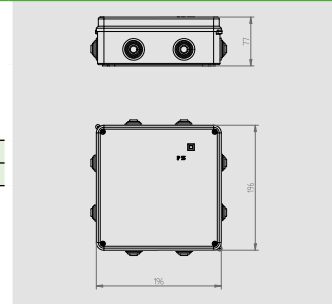
* - individual order



JUNCTION BOXES SURFACE MOUNTED HERMETIC PK-8 EP-LUX IP 55

| Type | Color | Pack. | Weight | Index |
|------|----------------|-------|------------|----------------|
| | | pc. | kg/100 pc. | |
| PK-8 | White RAL 9003 | 1 | 39,35 | 0231-00 |
| | Grey RAL 7035* | 1 | 39,35 | 0231-04 |

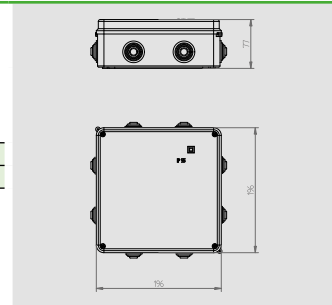
NORM: PN-IEC-60998-1:2006.
 Number of entries: 8-glands
 Internal dimensions: 188x188x53 mm
 Dimensions: 196x196x78 mm



JUNCTION BOXES SURFACE MOUNTED HERMETIC PK-8 EP-LUX WITH REFILL 5X35 MM² IP 55

| Type | Color | Pack. | Weight | Index |
|------|----------------|-------|------------|----------------|
| | | pc. | kg/100 pc. | |
| PK-8 | White RAL 9003 | 1 | 70,16 | 0232-00 |
| | Grey RAL 7035* | 1 | 70,16 | 0232-04 |

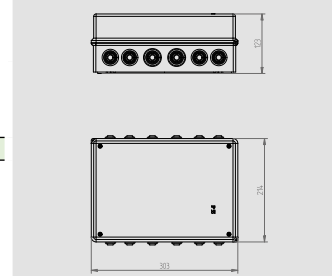
NORM: PN-IEC-60998-1:2006.
 Number of entries: 8-glands
 With refill 5x35 mm²
 Internal dimensions: 188x188x53 mm
 Dimensions: 196x196x78 mm



JUNCTION BOXES SURFACE MOUNTED HERMETIC PK-9 EP-LUX WITH GLANDS IP 55

| Type | Color | Pack. | Weight | Index |
|------|----------------|-------|------------|----------------|
| | | pc. | kg/100 pc. | |
| PK-9 | Grey RAL 7035* | 1 | 77,00 | 0253-00 |


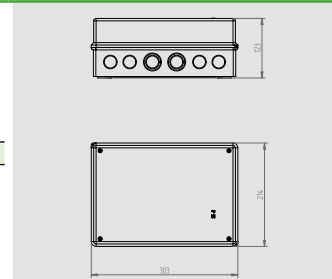
NORM: PN-IEC-60998-1:2006.
 Number of entries: 8-glands
 Internal dimensions: 287x200x112 mm
 Dimensions: 303x214x123 mm



JUNCTION BOXES SURFACE MOUNTED HERMETIC PK-9 EP-LUX WITHOUT GLANDS IP 55

| Type | Color | Pack. | Weight | Index |
|------|----------------|-------|------------|----------------|
| | | pc. | kg/100 pc. | |
| PK-9 | Grey RAL 7035* | 1 | 80,00 | 0253-30 |


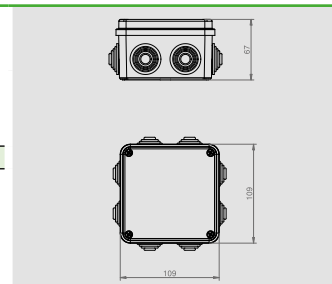
NORM: PN-IEC-60998-1:2006.
 Internal dimensions: 287x200x112 mm
 Dimensions: 303x214x123 mm



JUNCTION BOXES SURFACE MOUNTED HERMETIC EP-LUX 100X100X52 IP 55

| Type | Color | Pack. | Weight | Index |
|------|----------------|-------|------------|----------------|
| | | pc. | kg/100 pc. | |
| IP55 | White RAL 9003 | 15 | 13,52 | 0243-10 |

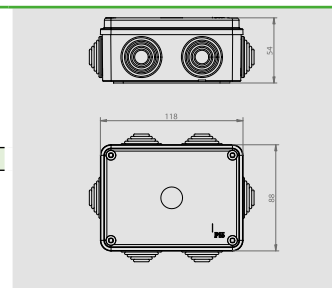
NORM: PN-IEC-60998-1:2006.
 Internal dimensions: 100x100x52 mm
 Dimensions: 110x110x67 mm



JUNCTION BOXES SURFACE MOUNTED HERMETIC EP-LUX 110X80X40 IP 55

| Type | Color | Pack. | Weight | Index |
|-------|----------------|-------|------------|----------------|
| | | pc. | kg/100 pc. | |
| IP 55 | White RAL 9003 | 20 | 15,50 | 0244-00 |

NORM: PN-IEC-60998-1:2006.
 Internal dimensions: 110x80x40 mm
 Dimensions: 118x87x55 mm



* - individual order

Junction boxes hermetic 2K (2 components) surface mounted

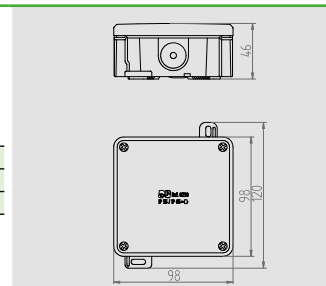
IP 55 IP 65 650 °C 400 V PP TPE



JUNCTION BOX HERMETIC 2K 98X98X46 IP55/IP65 (EMPTY)

| Type | Color | Pack. | Weight | Index |
|--------------|----------------|-------|------------|----------------|
| | | pc. | kg/100 pc. | |
| Odgałęźna 2K | White RAL 9003 | 8 | 8,80 | 0290-00 |
| | Grey RAL 7035 | 8 | 8,80 | 0290-04 |
| | Brown RAL 8028 | 8 | 8,80 | 0290-06 |

NORM: DIN EN 60670-22 IEC 60670-22
With external mounting brackets., membrane Ø20
Internal dimensions: 88x88x38 mm Dimensions: 98x98x46 mm



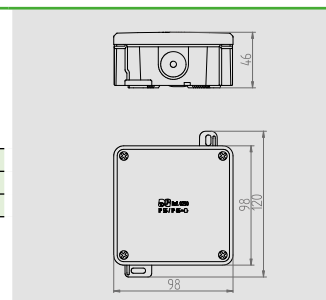
IP 55 IP 65 650 °C 400 V PP TPE



JUNCTION BOX HERMETIC 2K 98X98X46 5X2,5MM² IP55/IP65 (WITH TERMINALS)

| Type | Color | Pack. | Weight | Index |
|--------------|----------------|-------|------------|----------------|
| | | pc. | kg/100 pc. | |
| Odgałęźna 2K | White RAL 9003 | 8 | 8,95 | 0290-01 |
| | Grey RAL 7035 | 8 | 8,95 | 0290-41 |
| | Brown RAL 8028 | 8 | 8,95 | 0290-61 |

NORM: DIN EN 60670-22 IEC 60670-22
With external mounting brackets., membrane Ø20
Terminals 5x2,5mm² Internal dimensions: 88x88x38 mm
Dimensions: 98x98x46 mm




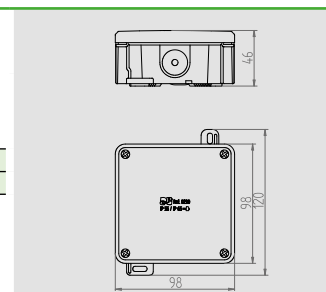
IP 55 IP 65 650 °C 400 V PP TPE



JUNCTION BOX HERMETIC 2K 98X98X46 5X2,5 - MM², 4XPG 13,5MM IP55/IP65 (TERMINALS+THREADED GLANDS)

| Type | Color | Pack. | Weight | Index |
|------------------------------|---------------|-------|------------|----------------|
| | | pc. | kg/100 pc. | |
| 4xPG 13,5 mm IP68 | Grey RAL 7035 | 8 | 8,80 | 0290-80 |
| 4xPG 13,5 mm IP68 / 5x2,5 mm | Grey RAL 7035 | 8 | 8,80 | 0290-81 |

NORM: DIN EN 60670-22 IEC 60670-22
With external mounting brackets., membrane Ø20
Terminals 5x2,5mm², glands PG 13,5mm IP68
Internal dimensions: 88x88x38 mm
Dimensions: 98x98x46 mm



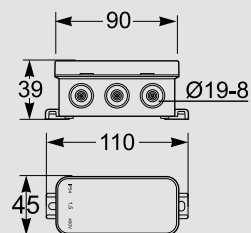
IP 55 IK 07 400 V



E10 JUNCTION BOX HERMETIC N/T 45X90 IP55

| Type | Color | Pack. | Weight | Index |
|------|----------------|-------|------------|----------------|
| | | pc. | kg/100 pc. | |
| E10 | Grey RAL 7035* | 8 | 2,0 | 0295-00 |

Junction box connected with 10 grooves for installation in cable ducts
 NORM: DIN EN 60670
 Dimensions: 45x90x39 mm



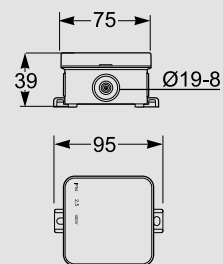
IP 55 IK 07 400 V



E7 JUNCTION BOX HERMETIC N/T 75X75 IP55

| Type | Color | Pack. | Weight | Index |
|------|----------------|-------|------------|----------------|
| | | pc. | kg/100 pc. | |
| E7 | Grey RAL 7035* | 8 | 4,0 | 0296-00 |

Junction box connected with 6 grooves for installation in cable ducts
 NORM: DIN EN 60670
 Dimensions: 75x75x39 mm



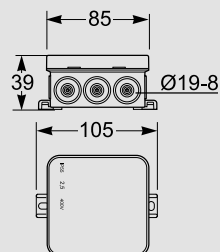
IP 55 IK 07 400 V



E12 JUNCTION BOX HERMETIC N/T 85X85 IP55

| Type | Color | Pack. | Weight | Index |
|------|----------------|-------|------------|----------------|
| | | pc. | kg/100 pc. | |
| E12 | Grey RAL 7035* | 8 | 4,5 | 0297-00 |

Junction box connected with 12 grooves for installation in cable ducts
 NORM: DIN EN 60670
 Dimensions: 85x85x39 mm



E12 Junction box connected
 85x85x39 IP55
 12 grooves
0297-00

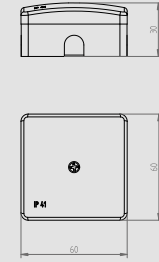
IP 41 650 °C 250 V PS



JUNCTION BOX IP 41 60X60X30

| Type | Color | Pack. | Weight | Index |
|-------|-----------------|-------|------------|---------|
| | | pc. | kg/100 pc. | |
| IP 41 | White RAL 9003 | 30 | 2,60 | 0236-00 |
| | Black RAL 9005* | | | 0236-02 |

NORM: PN-IEC-60998-1:2006.
Junction box for ICT.
Internal dimensions: 55x55x25 mm
Dimensions: 60x60x30 mm



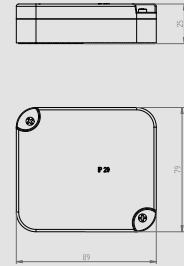
IP 20 650 °C 400 V PP




JUNCTION BOXES SURFACE MOUNTED EP-LUX WITH REFILL 5X2.5 MM² IP 20

| Type | Color | Pack. | Weight | Index |
|--------------|----------------|-------|------------|---------|
| | | pc. | kg/100 pc. | |
| EP LUX IP 20 | White RAL 9003 | 20 | 6,20 | 0225-00 |

NORM: PN-IEC-60998-1:2006.
Internal dimensions: 85x74x13 mm
Dimensions: 89x79x25 mm



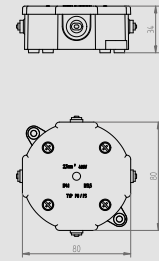
IP 41 650 °C 400 V PP



JUNCTION BOX HERMETIC N/T EMPTY P0 IP 41

| Type | Color | Pack. | Weight | Index |
|------|----------------|-------|------------|---------|
| | | pc. | kg/100 pc. | |
| P0 | White RAL 9003 | 20 | 5,00 | 0211-00 |

NORM: PN-IEC-60998-1:2006.
Internal dimensions: 73x25 mm
Dimensions: Ø 73x depth 28 mm



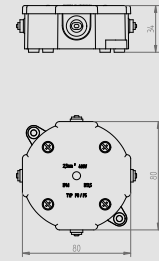
IP 41 650 °C 400 V PP



JUNCTION BOX HERMETIC N/T WITH REFILL 4X2,5 MM² IP41

| Type | Color | Pack. | Weight | Index |
|------|----------------|-------|------------|---------|
| | | pc. | kg/100 pc. | |
| P5 | White RAL 9003 | 20 | 6,80 | 0212-00 |

NORM: PN-IEC-60998-1:2006.
Internal dimensions: 65x29 mm
Dimensions: Ø 73x depth 28 mm



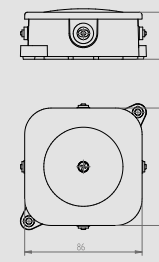
IP 42 650 °C 400 V PP



JUNCTION BOX HERMETIC N/T EMPTY IP 42

| Type | Color | Pack. | Weight | Index |
|------|----------------|-------|------------|---------|
| | | pc. | kg/100 pc. | |
| 380 | White RAL 9003 | 20 | 5,50 | 0214-00 |

NORM: PN-IEC-60998-1:2006.
Internal dimensions: 67x67x30 mm
Dimensions: 86x86x35 mm



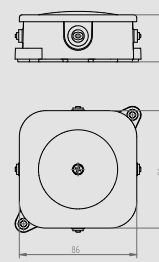
IP 42 650 °C 400 V PP




JUNCTION BOX HERMETIC N/T WITH REFILL 4X2,5 MM² IP 42

| Type | Color | Pack. | Weight | Index |
|------|----------------|-------|------------|---------|
| | | pc. | kg/100 pc. | |
| 380 | White RAL 9003 | 20 | 7,20 | 0213-00 |

NORM: PN-IEC-60998-1:2006.
Internal dimensions: 67x67x30 mm
Dimensions: 86x86x35 mm



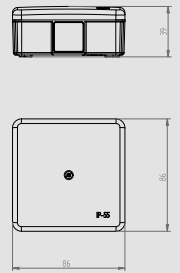
IP 55 650 °C 400 V PP



**JUNCTION BOX 6-WAYS SURFACE MOUNTED
EP LUX 5X2.5 MM² EMPTY IP 55**

| Type | Color | Pack. | Weight | Index |
|-------------|----------------|-------|------------|----------------|
| EP-LUX IP55 | White RAL 9003 | pc. | kg/100 pc. | |
| | | 20 | 6,90 | 0226-00 |

NORM: PN-IEC-60998-1:2006.
Internal dimensions: 78x78x32 mm
Dimensions: 86x86x39 mm



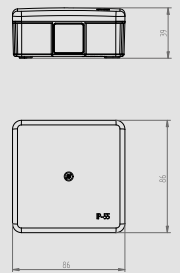
IP 55 650 °C 400 V PP




**JUNCTION BOX 6-WAYS SURFACE MOUNTED
EP LUX 5X2.5 MM² EMPTY IP 55**

| Type | Color | Pack. | Weight | Index |
|-------------|-----------------|-------|------------|----------------|
| EP-LUX IP55 | Black RAL 9005* | pc. | kg/100 pc. | 0226-02 |
| | Brown RAL 8028* | 20 | 6,90 | 0226-60 |
| | Grey RAL 7035* | | | 0226-04 |

NORM: PN-IEC-60998-1:2006.
Internal dimensions: 78x78x32 mm
Dimensions: 86x86x39 mm



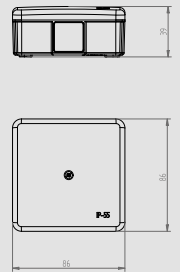
IP 55 650 °C 400 V PP




**JUNCTION BOX 6-WAYS SURFACE MOUNTED
EP LUX 5X2.5 MM² WITH REFILL IP 55**

| Type | Color | Pack. | Weight | Index |
|-------------|----------------|-------|------------|----------------|
| EP-LUX IP55 | White RAL 9003 | pc. | kg/100 pc. | 0226-01 |
| | Grey RAL 7035* | 20 | 9,10 | 0226-05 |

NORM: PN-IEC-60998-1:2006.
Internal dimensions: 78x78x32 mm
Dimensions: 86x86x39 mm



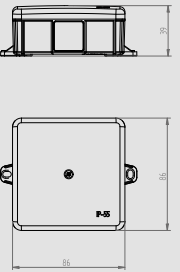
IP 55 650 °C 400 V PP




**JUNCTION BOX 6-WAYS N/T MZ EP-LUX 5X2.5 MM²
EMPTY IP 55**

| Type | Color | Pack. | Weight | Index |
|-------------|----------------|-------|------------|----------------|
| EP-LUX IP55 | White RAL 9003 | pc. | kg/100 pc. | 0226-10 |
| | | 20 | 6,90 | |

NORM: PN-IEC-60998-1:2006.
With external mounting brackets..
Internal dimensions: 78x78x32 mm
Dimensions: 86x86x39 mm



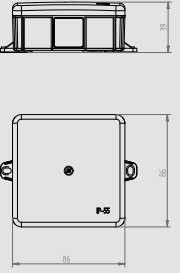
IP 55 650 °C 400 V PP



**JUNCTION BOX 6-WAYS N/T MZ EP-LUX 5X2.5 MM²
WITH REFILL IP 55**

| Type | Color | Pack. | Weight | Index |
|-------------|----------------|-------|------------|----------------|
| EP-LUX IP55 | White RAL 9003 | pc. | kg/100 pc. | 0226-11 |
| | Grey RAL 7035* | 20 | 9,10 | 0226-41 |

NORM: PN-IEC-60998-1:2006.
With external mounting brackets..
Internal dimensions: 78x78x32 mm
Dimensions: 86x86x39 mm



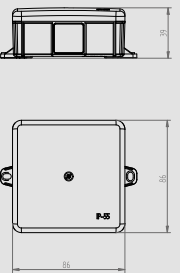
IP 55 650 °C 400 V PP



**JUNCTION BOX 6-WAYS N/T MZ EP-LUX 5X2.5 MM²
WITH REFILL IP 55**

| Type | Color | Pack. | Weight | Index |
|-------------|------------------|-------|------------|----------------|
| EP-LUX IP55 | brązowy RAL 8028 | pc. | kg/100 pc. | 0226-61 |
| | | 20 | 9,10 | |

NORM: PN-IEC-60998-1:2006.
With external mounting brackets..
Internal dimensions: 78x78x32 mm
Dimensions: 86x86x39 mm



* - individual order

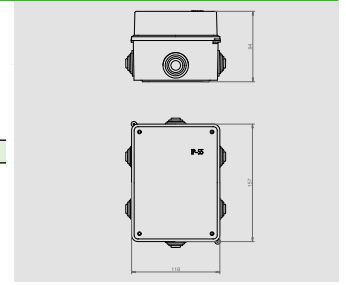
IP 55 650 °C 400 V ABS PC



CARBO-BOX CASING 158X118X80 IP55

| Type | Color | Pack. | Weight | Index |
|----------------|----------------|-------|------------------|----------------|
| CARBO-BOX IP55 | Grey RAL 7035* | 1 pc. | 26,00 kg/100 pc. | 0229-00 |

NORM: PN-IEC-60998-1:2006.
Internal dimensions: 109x149x54 mm
Dimensions: 157x118x94 mm



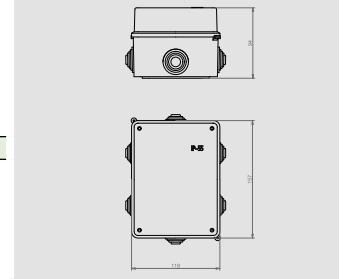
IP 55 650 °C 400 V ABS PC



CARBO-BOX CASING 158X118X80 IP55 WITH RAIL

| Type | Color | Pack. | Weight | Index |
|----------------|----------------|-------|------------------|----------------|
| CARBO-BOX IP55 | Grey RAL 7035* | 1 pc. | 30,00 kg/100 pc. | 0230-00 |

NORM: PN-IEC-60998-1:2006.
Rail TH 35
Internal dimensions: 109x149x54 mm
Dimensions: 118x157x94 mm



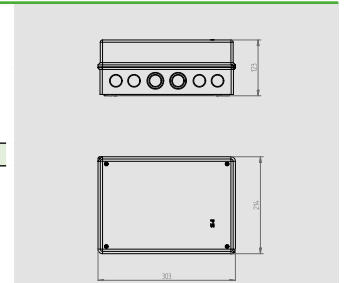
IP 55 650 °C 400 V ABS PC



CARBO-BOX CASING 303X213X125 IP55

| Type | Color | Pack. | Weight | Index |
|----------------|----------------|-------|------------------|----------------|
| CARBO-BOX IP55 | Grey RAL 7035* | 1 pc. | 80,00 kg/100 pc. | 0253-20 |

NORM: PN-IEC-60998-1:2006.
Dimensions: 303x214x123 mm



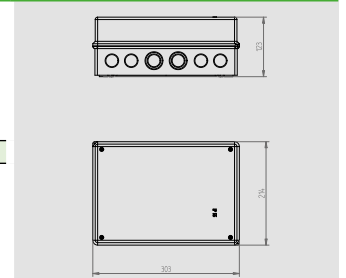
IP 55 650 °C 400 V ABS PC



CARBO-BOX CASING 303X213X125 IP55 WITH RAIL

| Type | Color | Pack. | Weight | Index |
|----------------|----------------|-------|------------------|----------------|
| CARBO-BOX IP55 | Grey RAL 7035* | 1 pc. | 80,00 kg/100 pc. | 0253-10 |

NORM: PN-IEC-60998-1:2006.
Rail TH 35
Internal dimensions: 109x149x54 mm
Dimensions: 303x214x123 mm



Boxes hermetic INDUSTRIAL IP65



Cover transparent
index with: X X X X- 01



Cover color the same as casing
Grey RAL 7035 index with X X X X -00



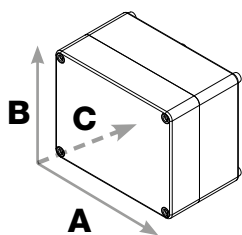
With cable glands
cover Grey RAL 7035* index : X X X X- 02



- Protection degree IP65
- Impact resistance IK07
- Sealing possibility casings
- Color obudowy Grey RAL 7035*
- Increased UV resistance
- Metal screws
- Elastic sealing
- CAD drawing available at www
- Sealed casing
- HALOGENFREE
- Available at many sizes

DIMENSIONS

Boxes hermetic INDUSTRIAL IP65



105 x 105

| dimension A/B/C | index |
|-----------------|---------|
| 105x105x66 | 2701-00 |
| 105x105x140 | 2702-00 |
| 105x105x66 | 2701-01 |

-00 casing grey RAL7035
-01 casing transparent



110 x 75

| dimension A/B/C | index |
|-----------------|---------|
| 110x75x59 | 2703-00 |
| 110x75x90 | 2704-00 |
| 110x75x59 | 2703-01 |

-00 casing grey RAL7035
-01 casing transparent



135 x 74

| dimension A/B/C | index |
|-----------------|---------|
| 135x74x72 | 2705-00 |
| 135x74x105 | 2706-00 |
| 135x74x72 | 2705-01 |

-00 casing grey RAL7035
-01 casing transparent



270 x 220

| dimension A/B/C | index |
|-----------------|---------|
| 270x220x106 | 2719-00 |
| 270x220x126 | 2720-00 |
| 270x220x168 | 2721-00 |
| 270x220x106 | 2719-01 |
| 270x220x126 | 2720-01 |
| 270x220x168 | 2721-01 |

-00 casing grey RAL7035
-01 casing transparent



280 x 220

| dimension A/B/C | index |
|-----------------|---------|
| 280x220x127 | 2722-00 |

-00 casing grey RAL7035



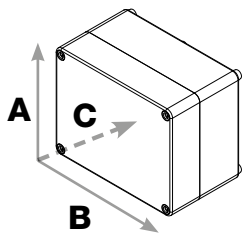
313 x 253

| dimension A/B/C | index |
|-----------------|---------|
| 313x253x115 | 2723-00 |
| 313x253x165 | 2724-00 |
| 313x253x115 | 2723-01 |
| 313x253x165 | 2724-01 |

-00 casing grey RAL7035
-01 casing transparent

DIMENSIONS

Boxes hermetic INDUSTRIAL IP65



170 x 105

| dimension A/B/C | index |
|-----------------|---------|
| 170x105x82 | 2707-00 |
| 170x105x112 | 2708-00 |

| | |
|------------|---------|
| 170x105x82 | 2707-01 |
|------------|---------|

-00 casing grey RAL7035
-01 casing transparent



170 x 135

| dimension A/B/C | index |
|-----------------|---------|
| 170 x 135x147 | 2709-00 |
| 170x135x241 | 2710-00 |
| 170x135x85 | 2711-00 |
| 170x135x107 | 2712-00 |
| 170x135xx145 | 2713-00 |
| 170x135x176 | 2714-00 |

| | |
|-------------|---------|
| 170x135x241 | 2710-01 |
| 170x135x85 | 2711-01 |
| 170x135x107 | 2712-01 |

-00 casing grey RAL7035
-01 casing transparent



220 x 170

| dimension A/B/C | index |
|-----------------|---------|
| 220x170x86 | 2716-00 |
| 220x170x107 | 2717-00 |
| 220x170x146 | 2718-00 |

| | |
|-------------|---------|
| 220x170x86 | 2716-01 |
| 220x170x107 | 2717-01 |
| 220x170x146 | 2718-01 |

-00 casing grey RAL7035
-01 casing transparent



340 x 270

| dimension A/B/C | index |
|-----------------|---------|
| 340x270x106 | 2725-00 |
| 340x270x165 | 2726-00 |

| | |
|-------------|---------|
| 340x270x106 | 2725-01 |
| 340x270x165 | 2726-01 |

-00 casing grey RAL7035
-01 casing transparent



440 x 330

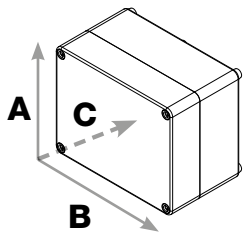
| dimension A/B/C | index |
|-----------------|---------|
| 440x330x145 | 2727-00 |

| | |
|-------------|---------|
| 440x330x145 | 2727-01 |
|-------------|---------|

-00 casing grey RAL7035
-01 casing transparent

DIMENSIONS

Boxes hermetic INDUSTRIAL IP65



180x330

| dimension A/B/C | index |
|-----------------|---------|
| 180x330x130 | 2749-00 |



330x330

| dimension A/B/C | index |
|-----------------|---------|
| 330x330x130 | 2750-00 |



506x330

| dimension A/B/C | index |
|-----------------|---------|
| 506x330x13 | 2751-00 |



506x230

| dimension A/B/C | index |
|-----------------|---------|
| 130x95x58 | 2752-00 |



BOXES HERMETIC

- industrial quality
- hermetic IP65
- application in automation

CE

PRODUKT
POLSKI

IP65

2K

DIMENSIONS

Boxes hermetic INDUSTRIAL IP65 with cable glands



102 x 102

| dimension A/B/C | index |
|-----------------|---------|
| 102x102x47 | 2700-02 |

-02 Grey RAL 7035*



129 x 129

| dimension A/B/C | index |
|-----------------|---------|
| 129x129x61 | 2701-02 |

-02 Grey RAL 7035*



130 x 95

| dimension A/B/C | index |
|-----------------|---------|
| 130x95x58 | 2703-02 |

-02 Grey RAL 7035*



156 x 95

| dimension A/B/C | index |
|-----------------|---------|
| 156x95x68 | 2705-02 |

-02 Grey RAL 7035*



198 x 95

| dimension A/B/C | index |
|-----------------|---------|
| 198x139x82 | 2707-02 |

-02 Grey RAL 7035*



198 x 163

| dimension A/B/C | index |
|-----------------|---------|
| 198x163x80 | 2711-02 |

-02 Grey RAL 7035*



249 x 198

| dimension A/B/C | index |
|-----------------|---------|
| 249x198x81 | 2716-02 |

-02 Grey RAL 7035*



305 x 244

| dimension A/B/C | index |
|-----------------|---------|
| 305x244x126 | 2721-02 |
| 305x244x168 | 2722-02 |

-02 Grey RAL 7035*



342 x 282

| dimension A/B/C | index |
|-----------------|---------|
| 342x282x115 | 2723-02 |
| 342x282x165 | 2724-02 |

-02 Grey RAL 7035*

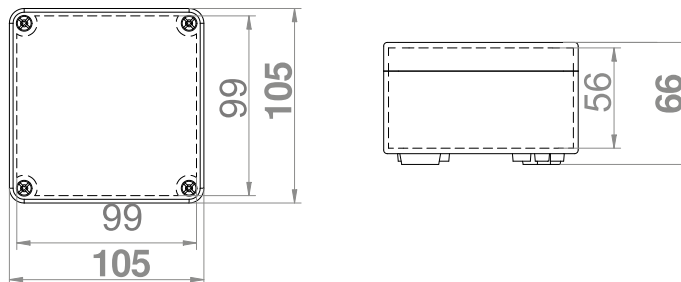
IP 65 IK 07 400 V Br Cl



**INDUSTRIAL JUNCTION BOXES SURFACE MOUNTED
105X105X66 IP65**

| Type | Color | Pack. | Weight | Index |
|-----------------|----------------|-------|--------------|----------------|
| Industrial IP65 | Grey RAL 7035* | 1 pc. | 0,26 kg/1pc. | 2701-00 |

NORM PN-EN-60670-1
Internal dimensions: 99x99x56
External dimensions: 105x105x66



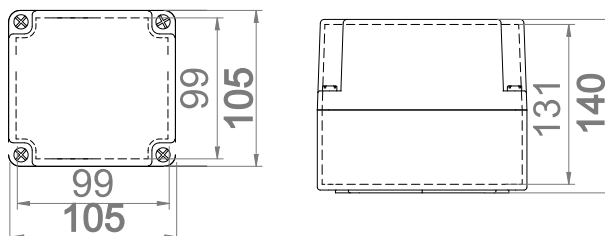
IP 65 IK 07 400 V Br Cl



**INDUSTRIAL JUNCTION BOXES SURFACE MOUNTED
105X105X140 IP65**

| Type | Color | Pack. | Weight | Index |
|-----------------|----------------|-------|--------------|----------------|
| Industrial IP65 | Grey RAL 7035* | 1 pc. | 0,25 kg/1pc. | 2702-00 |

NORM PN-EN-60670-1
Internal dimensions: 99x99x131
External dimensions: 105x105x140



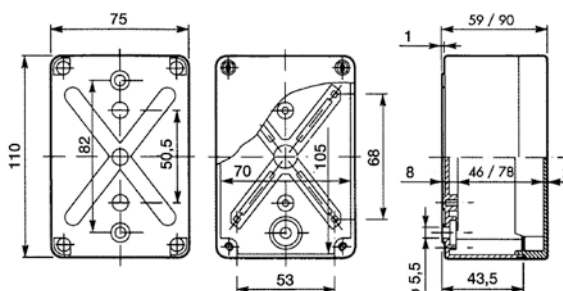
IP 65 IK 07 400 V Br Cl



**INDUSTRIAL JUNCTION BOXES SURFACE MOUNTED
110X75X59 IP65**

| Type | Color | Pack. | Weight | Index |
|-----------------|----------------|-------|--------------|----------------|
| Industrial IP65 | Grey RAL 7035* | 1 pc. | 0,15 kg/1pc. | 2703-00 |

NORM PN-EN-60670-1
Internal dimensions: 105x70x46
External dimensions: 110x75x59



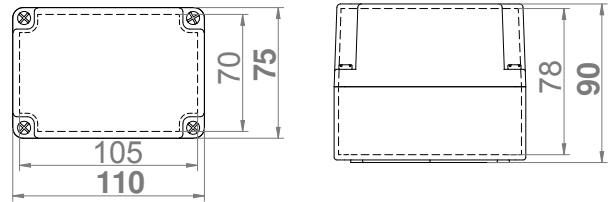
IP 65 IK 07 400 V Br Cl



INDUSTRIAL JUNCTION BOXES SURFACE MOUNTED 110X75X90 IP65

| Type | Color | Pack. pc. | Weight kg/1pc. | Index |
|-----------------|----------------|-----------|----------------|----------------|
| Industrial IP65 | Grey RAL 7035* | 1 | 0,24 | 2704-00 |

NORM PN-EN-60670-1
Internal dimensions: 105x70x78
External dimensions: 110x75x90



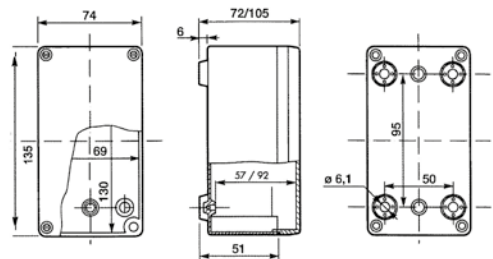
IP 65 IK 07 400 V Br Cl



INDUSTRIAL JUNCTION BOXES SURFACE MOUNTED 135X74X72 IP65

| Type | Color | Pack. pc. | Weight kg/1pc. | Index |
|-----------------|----------------|-----------|----------------|----------------|
| Industrial IP65 | Grey RAL 7035* | 1 | 0,22 | 2705-00 |

NORM PN-EN-60670-1
Internal dimensions: 130x69x57
External dimensions: 135x74x72



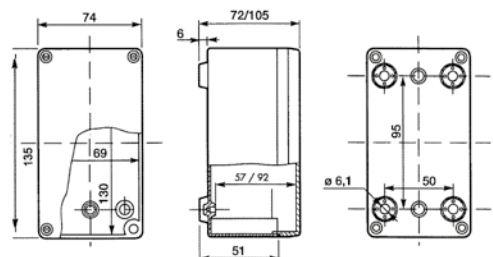
IP 65 IK 07 400 V Br Cl



INDUSTRIAL JUNCTION BOXES SURFACE MOUNTED 135X74X105 IP65

| Type | Color | Pack. pc. | Weight kg/1pc. | Index |
|-----------------|----------------|-----------|----------------|----------------|
| Industrial IP65 | Grey RAL 7035* | 1 | 0,22 | 2706-00 |

NORM PN-EN-60670-1
Internal dimensions: 130x69x92
External dimensions: 135x74x105



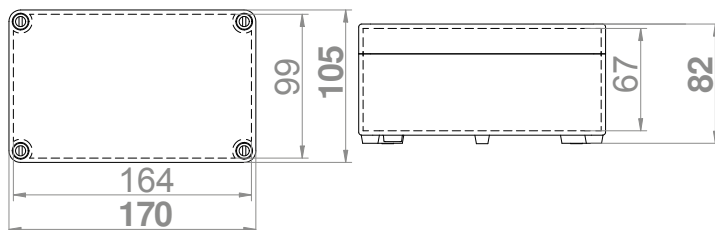
IP 65 IK 07 400 V Br Cl



**INDUSTRIAL JUNCTION BOXES SURFACE MOUNTED
170X105X82 IP65**

| Type | Color | Pack. | Weight | Index |
|-----------------|----------------|-------|--------------|----------------|
| Industrial IP65 | Grey RAL 7035* | 1 pc. | 0,46 kg/1pc. | 2707-00 |

NORM PN-EN-60670-1
Internal dimensions: 164x99x67
External dimensions: 170x105x82



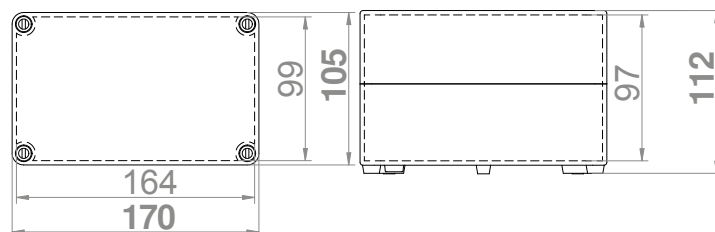
IP 65 IK 07 400 V Br Cl



**INDUSTRIAL JUNCTION BOXES SURFACE MOUNTED
170X105X112 IP65**

| Type | Color | Pack. | Weight | Index |
|-----------------|----------------|-------|--------------|----------------|
| Industrial IP65 | Grey RAL 7035* | 1 pc. | 0,61 kg/1pc. | 2708-00 |

NORM PN-EN-60670-1
Internal dimensions: 164x99x97
External dimensions: 170x105x112



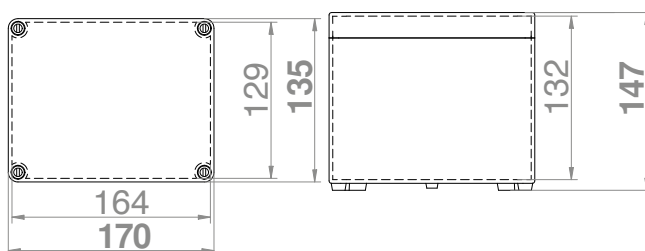
IP 65 IK 07 400 V Br Cl



**INDUSTRIAL JUNCTION BOXES SURFACE MOUNTED
170X135X147 IP65**

| Type | Color | Pack. | Weight | Index |
|-----------------|----------------|-------|--------------|----------------|
| Industrial IP65 | Grey RAL 7035* | 1 pc. | 0,60 kg/1pc. | 2709-00 |

NORM PN-EN-60670-1
Internal dimensions: 164x129x132
External dimensions: 170x135x147



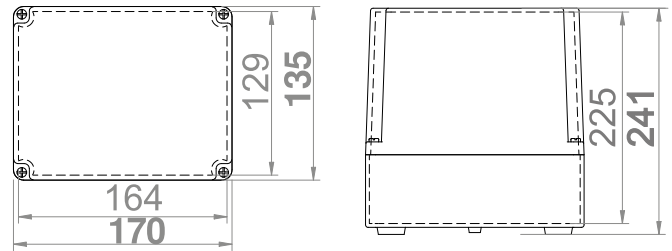
IP 65 IK 07 400 V Br Cl



**INDUSTRIAL JUNCTION BOXES SURFACE MOUNTED
170X135X241 IP65**

| Type | Color | Pack. pc. | Weight kg/1pc. | Index |
|-----------------|----------------|--------------|-------------------|----------------|
| Industrial IP65 | Grey RAL 7035* | 1 | 0,63 | 2710-00 |

NORM PN-EN-60670-1
Internal dimensions: 164x129x225
External dimensions: 170x135x241



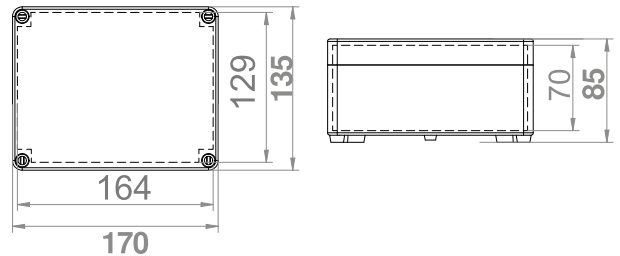
IP 65 IK 07 400 V Br Cl 2K



**INDUSTRIAL JUNCTION BOXES SURFACE MOUNTED
170X135X85 IP65**

| Type | Color | Pack. pc. | Weight kg/1pc. | Index |
|-----------------|----------------|--------------|-------------------|----------------|
| Industrial IP65 | Grey RAL 7035* | 1 | 0,49 | 2711-00 |

NORM PN-EN-60670-1
It is possible to make the cover sealing on request by the 2-component method.
Internal dimensions: 164x129x70
External dimensions: 170x135x85



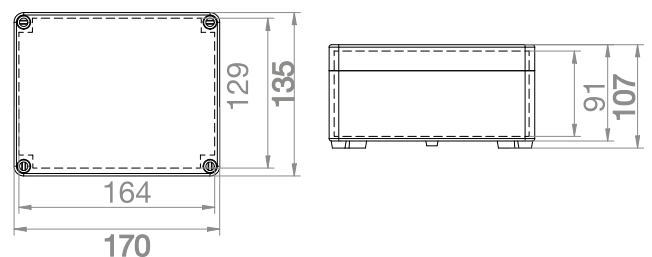
IP 65 IK 07 400 V Br Cl



**INDUSTRIAL JUNCTION BOXES SURFACE MOUNTED
170X135X107 IP65**

| Type | Color | Pack. pc. | Weight kg/1pc. | Index |
|-----------------|----------------|--------------|-------------------|----------------|
| Industrial IP65 | Grey RAL 7035* | 1 | 0,50 | 2712-00 |

NORM PN-EN-60670-1
Internal dimensions: 164x129x91
External dimensions: 170x135x107



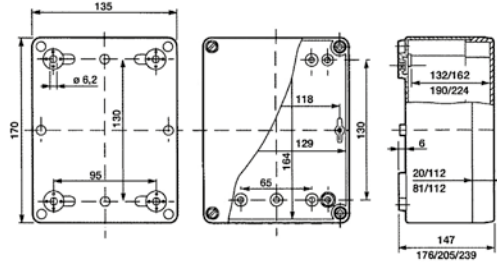
IP 65 IK 07 400 V Br Cl



**INDUSTRIAL JUNCTION BOXES SURFACE MOUNTED
170X135X145 IP65**

| Type | Color | Pack. | Weight | Index |
|-----------------|----------------|-------|--------------|----------------|
| Industrial IP65 | Grey RAL 7035* | 1 pc. | 0,69 kg/1pc. | 2713-00 |

NORM PN-EN-60670-1
Internal dimensions: 164x129x130
External dimensions: 170x135x145



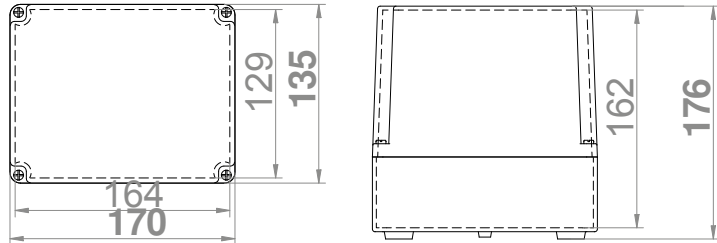
IP 65 IK 07 400 V Br Cl



**INDUSTRIAL JUNCTION BOXES SURFACE MOUNTED
170X135X176 IP65**

| Type | Color | Pack. | Weight | Index |
|-----------------|----------------|-------|--------------|----------------|
| Industrial IP65 | Grey RAL 7035* | 1 pc. | 0,46 kg/1pc. | 2714-00 |

NORM PN-EN-60670-1
Internal dimensions: 164x129x162
External dimensions: 170x135x176



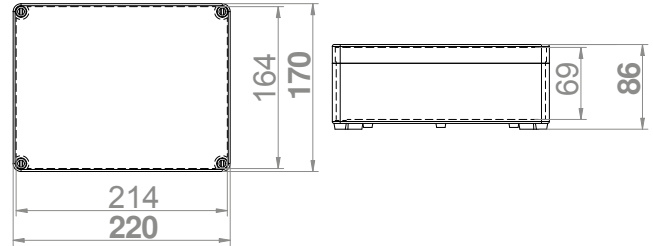
IP 65 IK 07 400 V Br Cl



**INDUSTRIAL JUNCTION BOXES SURFACE MOUNTED
220X170X86 IP65**

| Type | Color | Pack. | Weight | Index |
|-----------------|----------------|-------|---------|----------------|
| | | pc. | kg/1pc. | |
| Industrial IP65 | Grey RAL 7035* | 1 | 0,75 | 2716-00 |

NORM PN-EN-60670-1
Internal dimensions: 214x164x69
External dimensions: 220x170x86



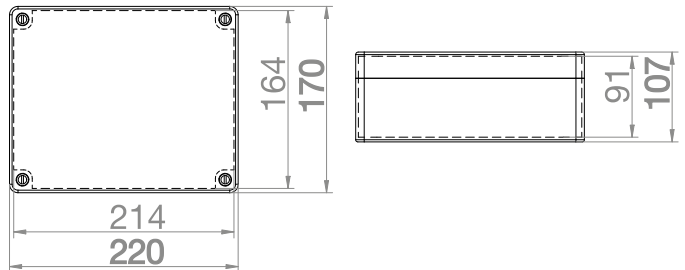
IP 65 IK 07 400 V Br Cl 2K



**INDUSTRIAL JUNCTION BOXES SURFACE MOUNTED
220X170X107 IP65**

| Type | Color | Pack. | Weight | Index |
|-----------------|----------------|-------|---------|----------------|
| | | pc. | kg/1pc. | |
| Industrial IP65 | Grey RAL 7035* | 1 | 0,86 | 2717-00 |

NORM PN-EN-60670-1
It is possible to make the cover sealing on request by the 2-component method.
Internal dimensions: 214x164x91
External dimensions: 220x170x107



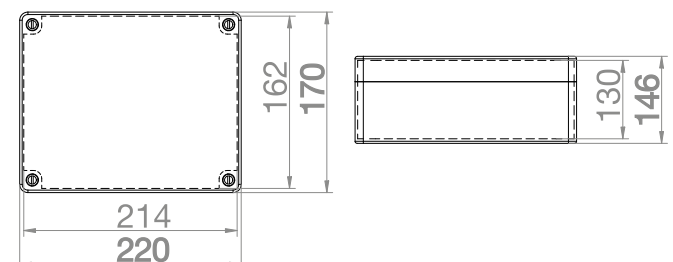
IP 65 IK 07 400 V Br Cl



**INDUSTRIAL JUNCTION BOXES SURFACE MOUNTED
220X170X146 IP65**

| Type | Color | Pack. | Weight | Index |
|-----------------|----------------|-------|---------|----------------|
| | | pc. | kg/1pc. | |
| Industrial IP65 | Grey RAL 7035* | 1 | 1,00 | 2718-00 |

NORM PN-EN-60670-1
Internal dimensions: 214x162x130
External dimensions: 220x170x146

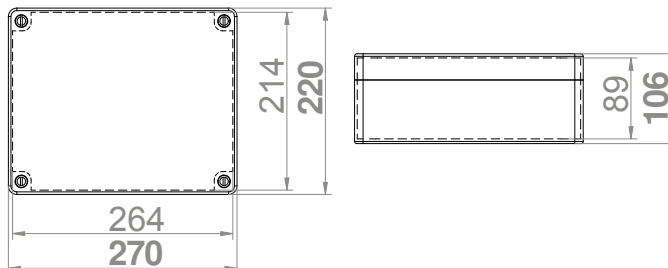




**INDUSTRIAL JUNCTION BOXES SURFACE MOUNTED
270X220X106 IP65**

| Type | Color | Pack. | Weight | Index |
|-----------------|----------------|-------|---------|----------------|
| | | pc. | kg/1pc. | |
| Industrial IP65 | Grey RAL 7035* | 1 | 1,31 | 2719-00 |

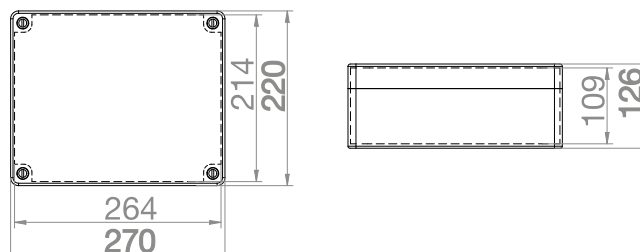
NORM PN-EN-60670-1
Machine sealing.
Internal dimensions: 264x214x89
External dimensions: 270x220x106



**INDUSTRIAL JUNCTION BOXES SURFACE MOUNTED
270X220X126 IP65**

| Type | Color | Pack. | Weight | Index |
|-----------------|----------------|-------|---------|----------------|
| | | pc. | kg/1pc. | |
| Industrial IP65 | Grey RAL 7035* | 1 | 1,35 | 2720-00 |

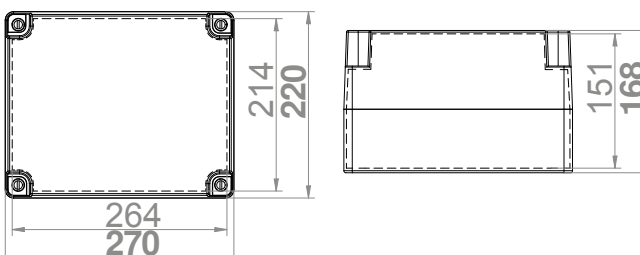
NORM PN-EN-60670-1
Machine sealing.
Internal dimensions: 264x214x109
External dimensions: 270x220x126



**INDUSTRIAL JUNCTION BOXES SURFACE MOUNTED
270X220X168 IP65**

| Type | Color | Pack. | Weight | Index |
|-----------------|----------------|-------|---------|----------------|
| | | pc. | kg/1pc. | |
| Industrial IP65 | Grey RAL 7035* | 1 | 1,49 | 2721-00 |

NORM PN-EN-60670-1
Machine sealing.
Internal dimensions: 264x214x151
External dimensions: 270x220x168



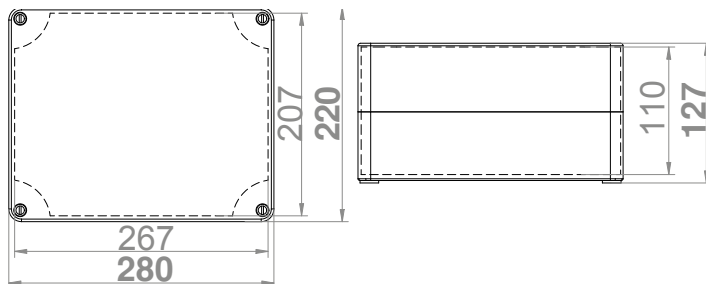
IP 65 IK 07 400 V Br Cl




**INDUSTRIAL JUNCTION BOXES SURFACE MOUNTED
280X220X127 IP65**

| Type | Color | Pack. pc. | Weight kg/1pc. | Index |
|-----------------|----------------|--------------|-------------------|----------------|
| Industrial IP65 | Grey RAL 7035* | 1 | 1,30 | 2722-00 |

NORM PN-EN-60670-1
Machine sealing.
Internal dimensions: 267x207x110
External dimensions: 280x220x127



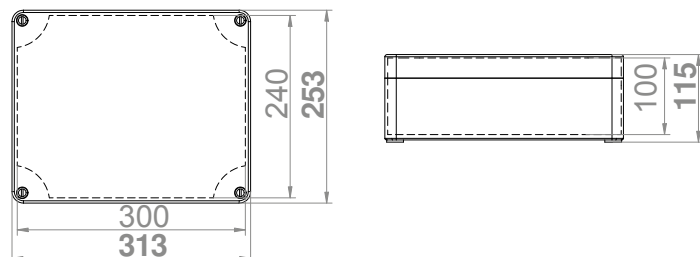
IP 65 IK 07 400 V Br Cl



**INDUSTRIAL JUNCTION BOXES SURFACE MOUNTED
313X253X115 IP65**

| Type | Color | Pack. pc. | Weight kg/1pc. | Index |
|-----------------|----------------|--------------|-------------------|----------------|
| Industrial IP65 | Grey RAL 7035* | 1 | 1,64 | 2723-00 |

NORM PN-EN-60670-1
Machine sealing.
Internal dimensions: 300x240x100
External dimensions: 313x253x115



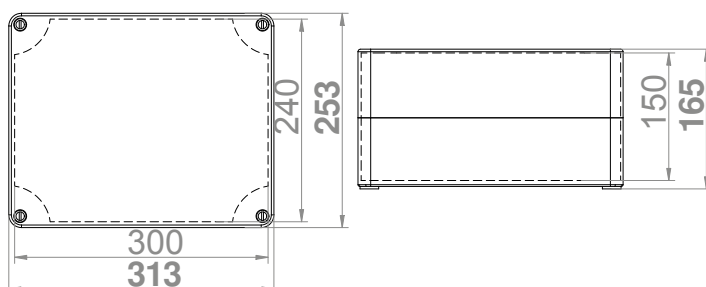
IP 65 IK 07 400 V Br Cl



**INDUSTRIAL JUNCTION BOXES SURFACE MOUNTED
313X253X165 IP65**

| Type | Color | Pack. pc. | Weight kg/1pc. | Index |
|-----------------|----------------|--------------|-------------------|----------------|
| Industrial IP65 | Grey RAL 7035* | 1 | 2,30 | 2724-00 |

NORM PN-EN-60670-1
Machine sealing.
Internal dimensions: 300x240x150
External dimensions: 313x253x165



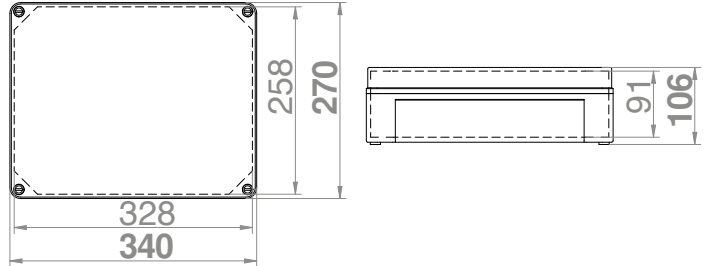
IP 65 IK 07 400 V Br Cl 2K



**INDUSTRIAL JUNCTION BOXES SURFACE MOUNTED
340X270X106 IP65**

| Type | Color | Pack. | Weight | Index |
|-----------------|----------------|-------|--------------|----------------|
| Industrial IP65 | Grey RAL 7035* | 1 pc. | 2,00 kg/1pc. | 2725-00 |

NORM PN-EN-60670-1
Machine sealing.
Internal dimensions: 328x258x91
External dimensions: 340x270x106



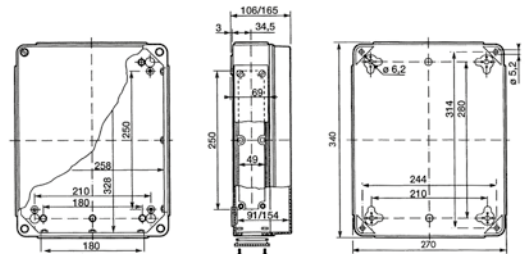
IP 65 IK 07 400 V Br Cl



**INDUSTRIAL JUNCTION BOXES SURFACE MOUNTED
340X270X165 IP65**

| Type | Color | Pack. | Weight | Index |
|-----------------|----------------|-------|--------------|----------------|
| Industrial IP65 | Grey RAL 7035* | 1 pc. | 2,50 kg/1pc. | 2726-00 |

NORM PN-EN-60670-1
Machine sealing.
Internal dimensions: 328x258x154
External dimensions: 340x270x165



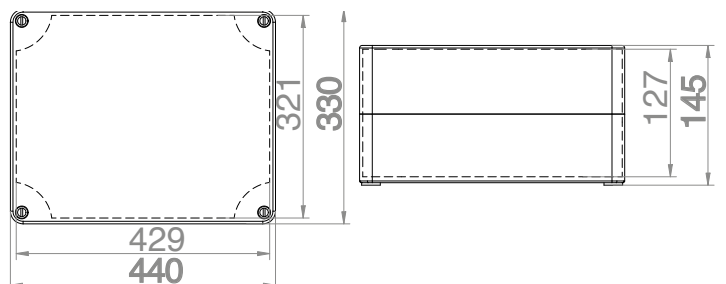
IP 65 IK 07 400 V Br Cl



**INDUSTRIAL JUNCTION BOXES SURFACE MOUNTED
440X330X145 IP65**

| Type | Color | Pack. | Weight | Index |
|-----------------|----------------|-------|--------------|----------------|
| Industrial IP65 | Grey RAL 7035* | 1 pc. | 3,20 kg/1pc. | 2727-00 |

NORM PN-EN-60670-1
Machine sealing.
Plastic screws with springs. Quick montage casing -01
Internal dimensions: 429x321x127
External dimensions: 440x330x145



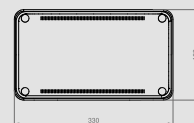
IP 65 650 °C Br Cl 400 V ABS



**INDUSTRIAL JUNCTION BOXES SURFACE MOUNTED
180X330X130 IP65**

| Type | Color | Pack. | Waga | Index |
|-------------|----------------|-------|----------------|----------------|
| Casing IP65 | Grey RAL 7035* | 1 pc. | 1,06 kg/1 szt. | 2749-00 |

NORM: PN-IEC-60998-1:2006.
Dimensions: 188x330x130 mm



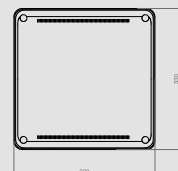
IP 65 650 °C Br Cl 400 V ABS



**INDUSTRIAL JUNCTION BOXES SURFACE MOUNTED
330X330X130 IP65**

| Type | Color | Pack. | Weight | Index |
|-------------|----------------|-------|--------------|----------------|
| Casing IP65 | Grey RAL 7035* | 1 pc. | 1,56 kg/1pc. | 2750-00 |

NORM: PN-IEC-60998-1:2006.
Dimensions: 330x330x130 mm



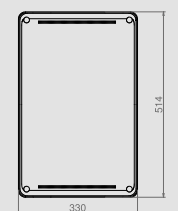
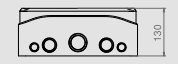
IP 65 650 °C Br Cl 400 V ABS



**INDUSTRIAL JUNCTION BOXES SURFACE MOUNTED
514X330X130 IP65**

| Type | Color | Pack. | Waga | Index |
|-------------|----------------|-------|----------------|----------------|
| Casing IP65 | Grey RAL 7035* | 1 pc. | 2,18 kg/1 szt. | 2751-00 |

NORM: PN-IEC-60998-1:2006.
Dimensions: 514x330x130 mm



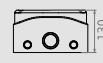
IP 65 650 °C Br Cl 400 V ABS



**INDUSTRIAL JUNCTION BOXES SURFACE MOUNTED
506X230X130 IP65**

| Type | Color | Pack. | Waga | Index |
|-------------|----------------|-------|----------------|----------------|
| Casing IP65 | Grey RAL 7035* | 1 pc. | 1,85 kg/1 szt. | 2752-00 |

NORM: PN-IEC-60998-1:2006.
Dimensions: 506x230x130 mm



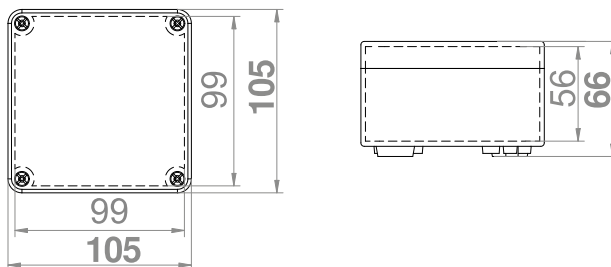
IP 65 IK 07 400 V PC



**INDUSTRIAL JUNCTION BOXES SURFACE MOUNTED
105X105X66 IP65 PC**

| Type | Color | Pack. | Weight | Index |
|-----------------|----------------|-------|--------------|----------------|
| Industrial IP65 | Grey RAL 7035* | 1 pc. | 0,25 kg/1pc. | 2701-01 |

NORM PN-EN-60670-1
Internal dimensions: 99x99x56
External dimensions: 105x105x66



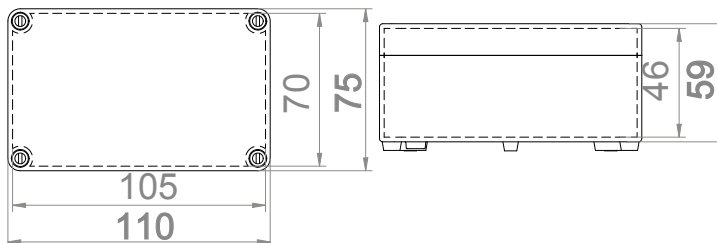
IP 65 IK 07 400 V PC



**INDUSTRIAL JUNCTION BOXES SURFACE MOUNTED 110X75X59
IP65 PC**

| Type | Color | Pack. | Weight | Index |
|-----------------|----------------|-------|--------------|----------------|
| Industrial IP65 | Grey RAL 7035* | 1 pc. | 0,22 kg/1pc. | 2703-01 |

NORM PN-EN-60670-1
Internal dimensions: 105x70x46
External dimensions: 110x75x59



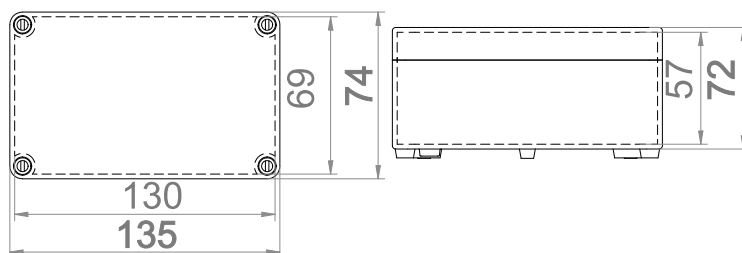
IP 65 IK 07 400 V PC



INDUSTRIAL JUNCTION BOXES SURFACE MOUNTED 135X74X72 IP65 PC

| Type | Color | Pack. | Weight | Index |
|-----------------|----------------|-------|---------|----------------|
| | | pc. | kg/1pc. | |
| Industrial IP65 | Grey RAL 7035* | 1 | 0,34 | 2705-01 |

NORM PN-EN-60670-1
 Internal dimensions: 130x69x57
 External dimensions: 135x74x72



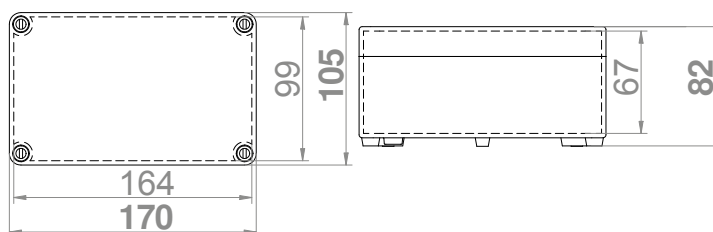
IP 65 IK 07 400 V PC



INDUSTRIAL JUNCTION BOXES SURFACE MOUNTED 170X105X82 IP65 PC

| Type | Color | Pack. | Weight | Index |
|-----------------|----------------|-------|---------|----------------|
| | | pc. | kg/1pc. | |
| Industrial IP65 | Grey RAL 7035* | 1 | 0,37 | 2707-01 |

NORM PN-EN-60670-1
 Internal dimensions: 164x99x67
 External dimensions: 170x105x82



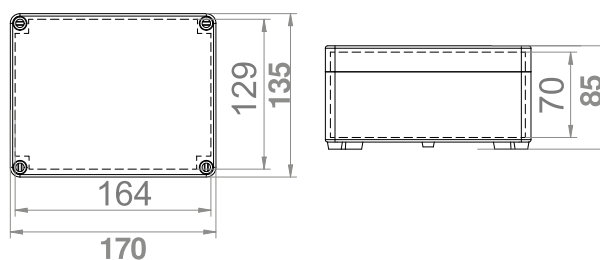
IP 65 **IK 07** **400 V** **PC**



**INDUSTRIAL JUNCTION BOXES SURFACE MOUNTED
170X135X85 IP65 PC**

| Type | Color | Pack. | Weight | Index |
|-----------------|----------------|-------|--------------|----------------|
| Industrial IP65 | Grey RAL 7035* | 1 pc. | 0,40 kg/1pc. | 2711-01 |

NORM PN-EN-60670-1
Internal dimensions: 164x129x70
External dimensions: 170x135x85



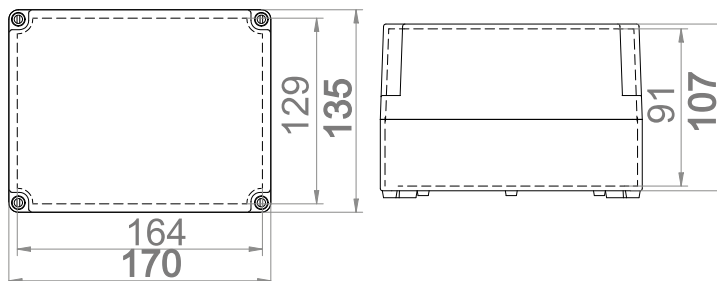
IP 65 **IK 07** **400 V** **PC**



**INDUSTRIAL JUNCTION BOXES SURFACE MOUNTED
170X135X107 IP65 PC**

| Type | Color | Pack. | Weight | Index |
|-----------------|----------------|-------|--------------|----------------|
| Industrial IP65 | Grey RAL 7035* | 1 pc. | 0,56 kg/1pc. | 2712-01 |

NORM PN-EN-60670-1
Internal dimensions: 164x129x91
External dimensions: 170x135x107



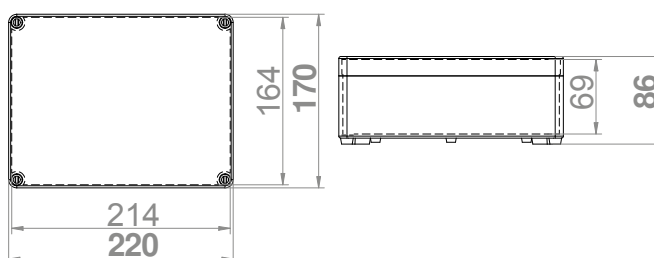
IP 65 **IK 07** **400 V** **PC**



**INDUSTRIAL JUNCTION BOXES SURFACE MOUNTED
220X170X86 IP65 PC**

| Type | Color | Pack. | Weight | Index |
|-----------------|----------------|-------|--------------|----------------|
| Industrial IP65 | Grey RAL 7035* | 1 pc. | 0,65 kg/1pc. | 2716-01 |

NORM PN-EN-60670-1
Internal dimensions: 214x164x69
External dimensions: 220x170x86



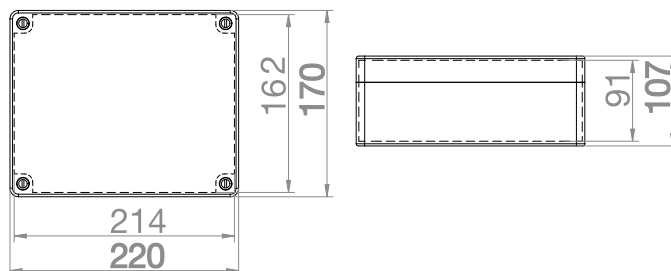
IP 65 **IK 07** **400 V** **PC**



**INDUSTRIAL JUNCTION BOXES SURFACE MOUNTED
220X170X107 IP65 PC**

| Type | Color | Pack. | Weight | Index |
|-----------------|----------------|-------|---------|----------------|
| | | pc. | kg/1pc. | |
| Industrial IP65 | Grey RAL 7035* | 1 | 0,80 | 2717-01 |

NORM PN-EN-60670-1
Internal dimensions: 214x162x91
External dimensions: 220x170x107



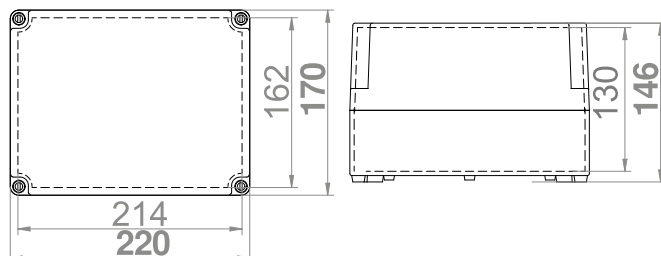
IP 65 **IK 07** **400 V** **PC**



**INDUSTRIAL JUNCTION BOXES SURFACE MOUNTED
220X170X146 IP65 PC**

| Type | Color | Pack. | Weight | Index |
|-----------------|----------------|-------|---------|----------------|
| | | pc. | kg/1pc. | |
| Industrial IP65 | Grey RAL 7035* | 1 | 0,85 | 2718-01 |

NORM PN-EN-60670-1
Internal dimensions: 214x162x130
External dimensions: 220x170x146



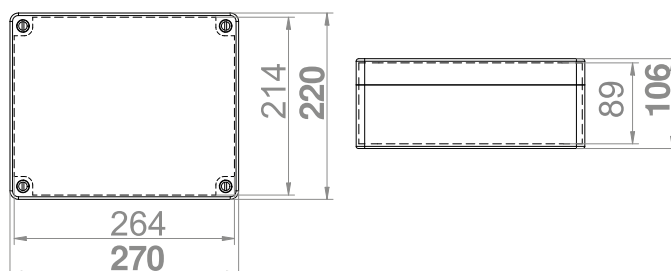
IP 65 **IK 07** **400 V** **PC**



**INDUSTRIAL JUNCTION BOXES SURFACE MOUNTED
270X220X106 IP65 PC**

| Type | Color | Pack. | Weight | Index |
|-----------------|----------------|-------|---------|----------------|
| | | pc. | kg/1pc. | |
| Industrial IP65 | Grey RAL 7035* | 1 | 1,00 | 2719-01 |

NORM PN-EN-60670-1
Internal dimensions: 264x214x89
External dimensions: 270x220x106



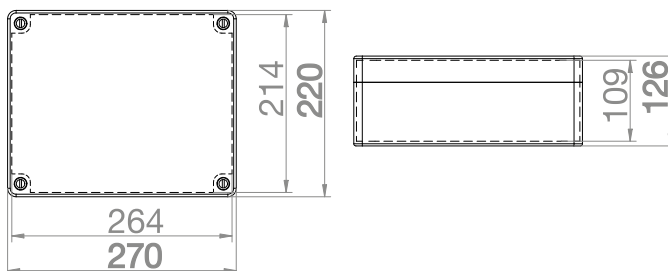
IP 65 IK 07 400 V PC



**INDUSTRIAL JUNCTION BOXES SURFACE MOUNTED
270X220X126 IP65 PC**

| Type | Color | Pack. | Weight | Index |
|-----------------|----------------|-------|---------|----------------|
| | | pc. | kg/1pc. | |
| Industrial IP65 | Grey RAL 7035* | 1 | 1,20 | 2720-01 |

NORM PN-EN-60670-1
Internal dimensions: 264x214x109
External dimensions: 270x220x126



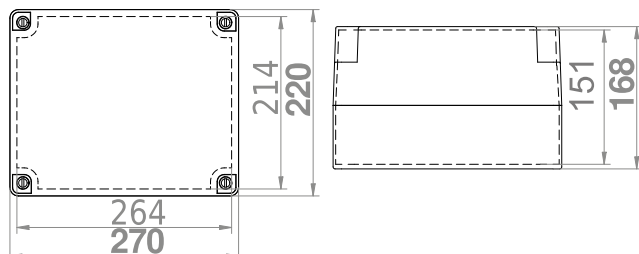
IP 65 IK 07 400 V PC



**INDUSTRIAL JUNCTION BOXES SURFACE MOUNTED
270X220X168 IP65 PC**

| Type | Color | Pack. | Weight | Index |
|-----------------|----------------|-------|---------|----------------|
| | | pc. | kg/1pc. | |
| Industrial IP65 | Grey RAL 7035* | 1 | 1,49 | 2721-01 |

NORM PN-EN-60670-1
Internal dimensions: 264x214x151
External dimensions: 270x220x168



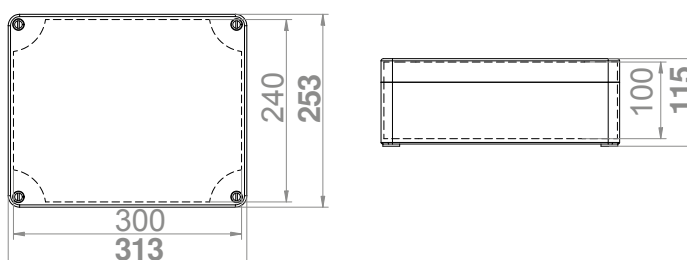
IP 65 IK 07 400 V PC



**INDUSTRIAL JUNCTION BOXES SURFACE MOUNTED
313X253X115 IP65 PC**

| Type | Color | Pack. | Weight | Index |
|-----------------|----------------|-------|---------|----------------|
| | | pc. | kg/1pc. | |
| Industrial IP65 | Grey RAL 7035* | 1 | 1,25 | 2723-01 |

NORM PN-EN-60670-1
Internal dimensions: 300x240x100
External dimensions: 313x253x115



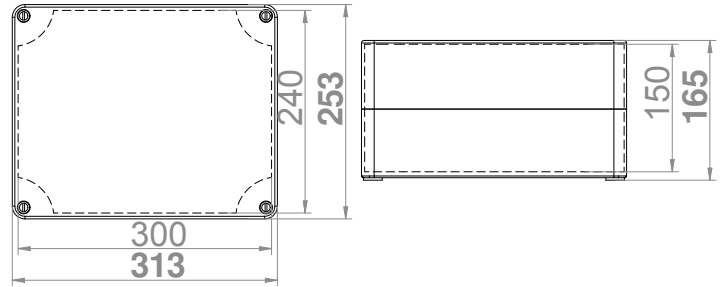
IP 65 **IK 07** **400 V** **PC**



**INDUSTRIAL JUNCTION BOXES SURFACE MOUNTED
313X253X165 IP65 PC**

| Type | Color | Pack. | Weight | Index |
|-----------------|----------------|-------|---------|----------------|
| | | pc. | kg/1pc. | |
| Industrial IP65 | Grey RAL 7035* | 1 | 1,85 | 2724-01 |

NORM PN-EN-60670-1
Internal dimensions: 300x240x150
External dimensions: 313x253x165



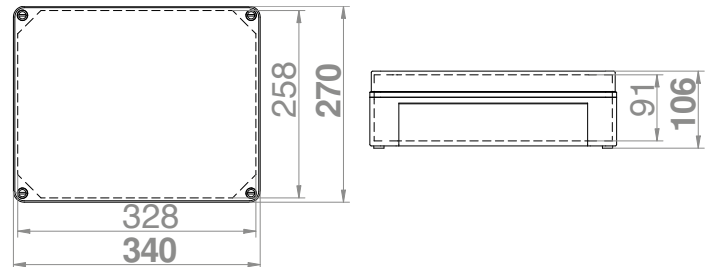
IP 65 **IK 07** **400 V** **PC**



**INDUSTRIAL JUNCTION BOXES SURFACE MOUNTED
340X270X106 PC**

| Type | Color | Pack. | Weight | Index |
|-----------------|----------------|-------|---------|----------------|
| | | pc. | kg/1pc. | |
| Industrial IP65 | Grey RAL 7035* | 1 | 1,45 | 2725-01 |

NORM PN-EN-60670-1
Internal dimensions: 328x258x91
External dimensions: 340x270x106



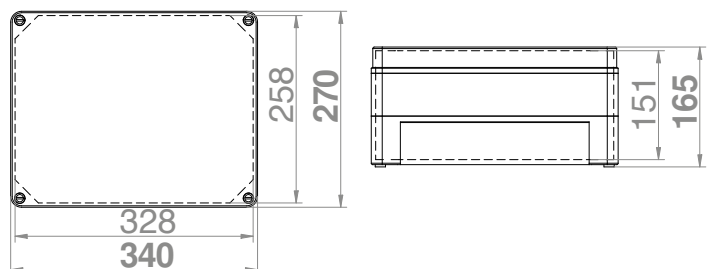
IP 65 **IK 07** **400 V** **PC**



**INDUSTRIAL JUNCTION BOXES SURFACE MOUNTED
340X270X165 IP65 PC**

| Type | Color | Pack. | Weight | Index |
|-----------------|----------------|-------|---------|----------------|
| | | pc. | kg/1pc. | |
| Industrial IP65 | Grey RAL 7035* | 1 | - | 2726-01 |

NORM PN-EN-60670-1
Internal dimensions: 328x258x151
External dimensions: 340x270x165



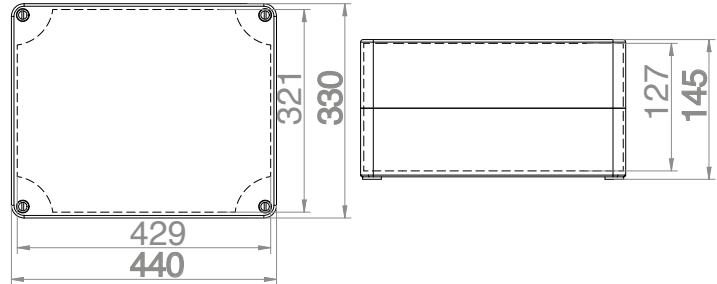
IP 65 IK 07 400 V PC



**INDUSTRIAL JUNCTION BOXES SURFACE MOUNTED
440X330X145 IP65 PC**

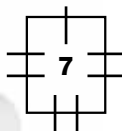
| Type | Color | Pack. | Weight | Index |
|-----------------|----------------|-------|--------------|----------------|
| Industrial IP65 | Grey RAL 7035* | 1 pc. | 3,20 kg/1pc. | 2727-01 |

NORM PN-EN-60670-1
Internal dimensions: 429x321x127
External dimensions: 440x330x145



- solid locks with springs
- casing: polycarbonate >PC<
- machine sealing

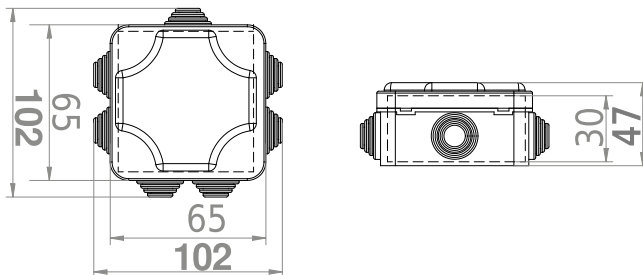
IP 55 IK 07 400 V Br Cl



INDUSTRIAL JUNCTION BOXES SURFACE MOUNTED 102X102X47 WITH 7 CABLE GLANDS

| Type | Color | Pack. pc. | Weight kg/1pc. | Index |
|-----------------|----------------|-----------|----------------|----------------|
| Industrial IP55 | Grey RAL 7035* | 1 | - | 2700-02 |

NORM PN-EN-60670-1
Internal dimensions: 65x65x30
External dimensions: 102x102x47



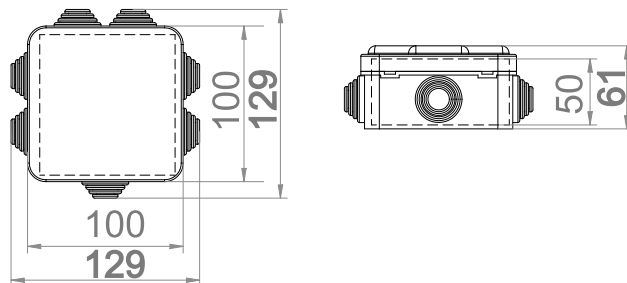
IP 55 IK 07 400 V Br Cl



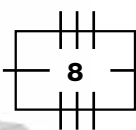
INDUSTRIAL JUNCTION BOXES SURFACE MOUNTED 129X129X61 WITH 7 CABLE GLANDS

| Type | Color | Pack. pc. | Weight kg/1pc. | Index |
|-----------------|----------------|-----------|----------------|----------------|
| Industrial IP55 | Grey RAL 7035* | 1 | - | 2701-02 |

NORM PN-EN-60670-1
Internal dimensions: 100x100x50
External dimensions: 129x129x61



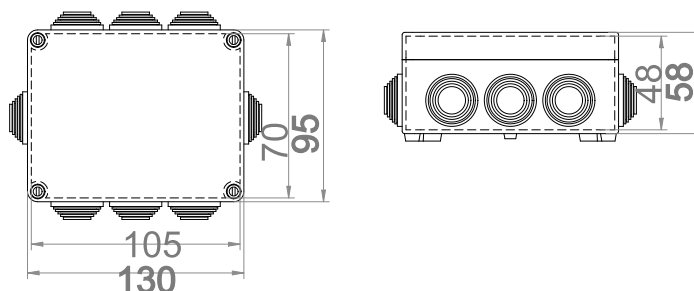
IP 55 IK 07 400 V Br Cl



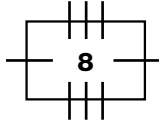
INDUSTRIAL JUNCTION BOXES SURFACE MOUNTED 130X95X58 WITH 8 CABLE GLANDS

| Type | Color | Pack. pc. | Weight kg/1pc. | Index |
|-----------------|----------------|-----------|----------------|----------------|
| Industrial IP55 | Grey RAL 7035* | 1 | - | 2703-02 |

NORM PN-EN-60670-1
Internal dimensions: 105x70x48
External dimensions: 130x95x58



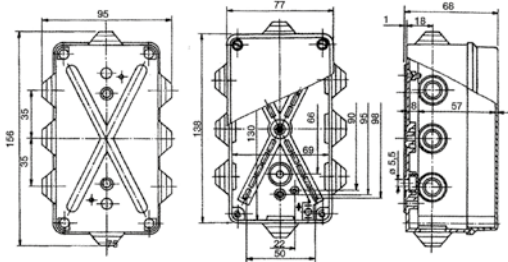
IP 55 IK 07 400 V Br Cl



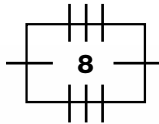
INDUSTRIAL JUNCTION BOXES SURFACE MOUNTED 156X95X68 WITH 8 CABLE GLANDS

| Type | Color | Pack. | Weight | Index |
|-----------------|----------------|-------|---------|----------------|
| Industrial IP55 | Grey RAL 7035* | 1 pc. | kg/1pc. | 2705-02 |

NORM PN-EN-60670-1
Internal dimensions: 130x69x57
External dimensions: 156x95x68



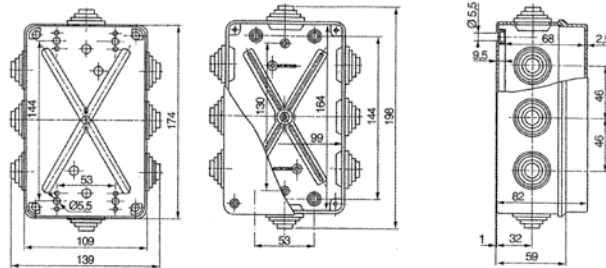
IP 55 IK 07 400 V Br Cl



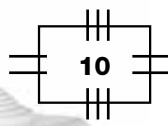
INDUSTRIAL JUNCTION BOXES SURFACE MOUNTED 198X139X82 WITH 8 CABLE GLANDS

| Type | Color | Pack. | Weight | Index |
|-----------------|----------------|-------|---------|----------------|
| Industrial IP55 | Grey RAL 7035* | 1 pc. | kg/1pc. | 2707-02 |

NORM PN-EN-60670-1
Internal dimensions: 164x99x68
External dimensions: 198x139x82



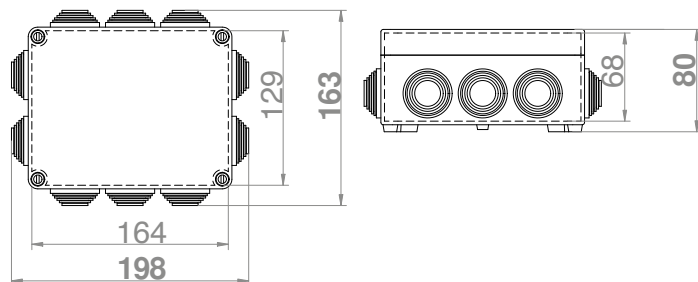
IP 55 IK 07 400 V Br Cl



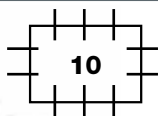
INDUSTRIAL JUNCTION BOXES SURFACE MOUNTED 198X163X80 WITH 10 CABLE GLANDS

| Type | Color | Pack. | Weight | Index |
|-----------------|----------------|-------|---------|----------------|
| Industrial IP55 | Grey RAL 7035* | 1 pc. | kg/1pc. | 2711-02 |

NORM PN-EN-60670-1
Internal dimensions: 164x129x68
External dimensions: 198x163x80



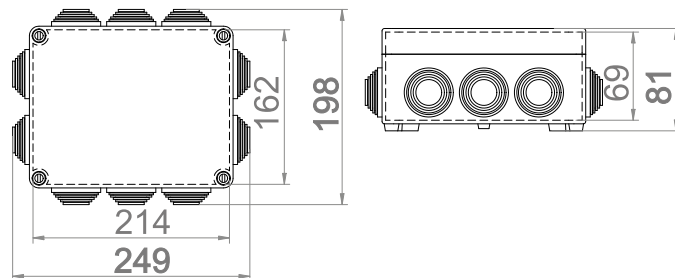
IP 55 IK 07 400 V Br Cl



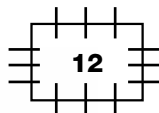
**INDUSTRIAL JUNCTION BOXES SURFACE MOUNTED
249X198X81 WITH 10 CABLE GLANDS**

| Type | Color | Pack. pc. | Weight kg/1pc. | Index |
|-----------------|----------------|--------------|-------------------|----------------|
| Industrial IP55 | Grey RAL 7035* | 1 | - | 2716-02 |

NORM PN-EN-60670-1
Internal dimensions: 214x162x69
External dimensions: 249x198x81



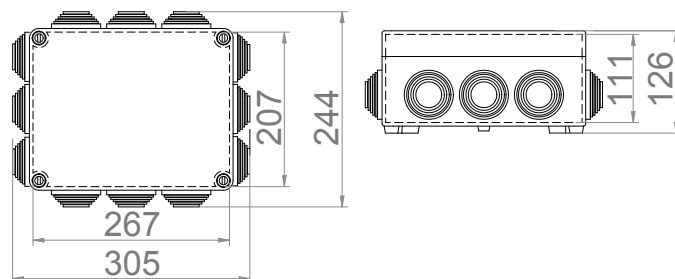
IP 55 IK 07 400 V Br Cl



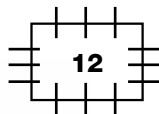
**INDUSTRIAL JUNCTION BOXES SURFACE MOUNTED
305X244X126 WITH 12 CABLE GLANDS**

| Type | Color | Pack. pc. | Weight kg/1pc. | Index |
|-----------------|----------------|--------------|-------------------|----------------|
| Industrial IP55 | Grey RAL 7035* | 1 | - | 2721-02 |

NORM PN-EN-60670-1
Internal dimensions: 267x207x111
External dimensions: 305x244x126



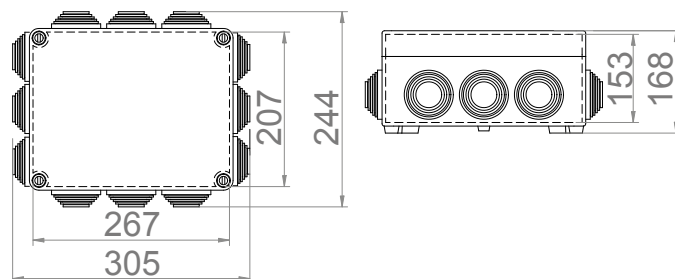
IP 55 IK 07 400 V Br Cl




**INDUSTRIAL JUNCTION BOXES SURFACE MOUNTED
305X244X168 WITH 12 CABLE GLANDS**

| Type | Color | Pack. pc. | Weight kg/1pc. | Index |
|-----------------|----------------|--------------|-------------------|----------------|
| Industrial IP55 | Grey RAL 7035* | 1 | - | 2722-02 |

NORM PN-EN-60670-1
Internal dimensions: 267x207x153
External dimensions: 305x244x168



IP 55 IK 07 400 V Br Cl




**INDUSTRIAL JUNCTION BOXES SURFACE MOUNTED
342X282X115 WITH 14 CABLE GLANDS**

| Type | Color | Pack. pc. | Weight kg/1pc. | Index |
|-----------------|----------------|--------------|-------------------|----------------|
| Industrial IP55 | Grey RAL 7035* | 1 | - | 2723-02 |

NORM PN-EN-60670-1
Internal dimensions: 300x240x100
External dimensions: 342x282x115

IP 55 IK 07 400 V Br Cl




**INDUSTRIAL JUNCTION BOXES SURFACE MOUNTED
342X282X165 WITH 14 CABLE GLANDS**

| Type | Color | Pack. pc. | Weight kg/1pc. | Index |
|-----------------|----------------|--------------|-------------------|----------------|
| Industrial IP55 | Grey RAL 7035* | 1 | - | 2724-02 |

NORM PN-EN-60670-1
Internal dimensions: 300x240x150
External dimensions: 342x282x165

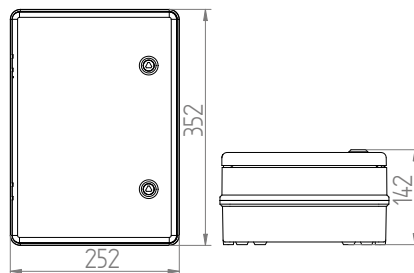
IP 65 IK 08 400 V Br Cl




INDUSTRIAL CASING SR1 252X352X142 IP65

| Type | Color | Pack. pc. | Weight kg/1pc. | Index |
|----------------|---------------------|-----------|----------------|----------------|
| INDUSTRIAL SR1 | Grey RAL 7035* | 1 | 1,9 | 2753-00 |
| INDUSTRIAL SR1 | Transp. | 1 | 1,9 | 2753-01 |
| INDUSTRIAL SR1 | Grey RAL 7035* (UV) | 1 | 1,9 | 2753-02 |

NORM PN-EN-60670-1
 Included:
 - top hinged cover, galvanized steel mounting plate, key locks.
 Machine sealing.
 Internal dimensions: 197x297x110
 External dimensions: 252x352x162



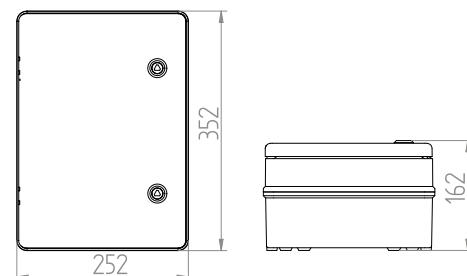
IP 65 IK 08 400 V Br Cl




INDUSTRIAL CASING SR2 252X352X162 IP65

| Type | Color | Pack. pc. | Weight kg/1pc. | Index |
|----------------|---------------------|-----------|----------------|----------------|
| INDUSTRIAL SR2 | Grey RAL 7035* | 1 | 2,0 | 2754-00 |
| INDUSTRIAL SR2 | Transp. | 1 | 2,0 | 2754-01 |
| INDUSTRIAL SR2 | Grey RAL 7035* (UV) | 1 | 2,0 | 2754-02 |

NORM PN-EN-60670-1
 Included:
 - top hinged cover, galvanized steel mounting plate, key locks.
 Machine sealing.
 Internal dimensions: 197x297x130
 External dimensions: 252x352x162



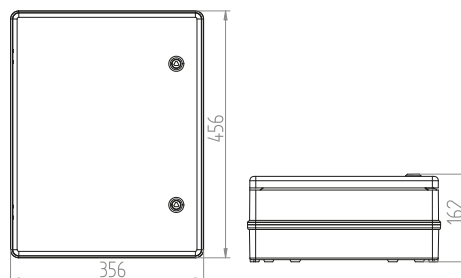
IP 65 IK 08 400 V Br Cl



INDUSTRIAL CASING SR3 356X456X162 IP65

| Type | Color | Pack. pc. | Weight kg/1pc. | Index |
|----------------|---------------------|-----------|----------------|----------------|
| INDUSTRIAL SR3 | Grey RAL 7035* | 1 | 3,6 | 2755-00 |
| INDUSTRIAL SR3 | Transp. | 1 | 3,6 | 2755-01 |
| INDUSTRIAL SR3 | Grey RAL 7035* (UV) | 1 | 3,6 | 2755-02 |

NORM PN-EN-60670-1
 Included:
 - top hinged cover, galvanized steel mounting plate, key locks.
 Machine sealing.
 Internal dimensions: 287x387x130
 External dimensions: 356x456x162



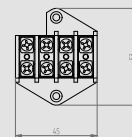

400 V PA



BRANCH PLATE 4X2,5 mm²

| Type | Color | Pack. | Weight | Index |
|--------------|----------------|-------|--------|----------------|
| branch plate | Black RAL 9005 | 50 | 3,10 | 0951-00 |

NORM: PN-IEC-60998-1:2006.



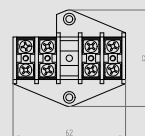
400 V PA



BRANCH PLATE 4X4 mm²

| Type | Color | Pack. | Weight | Index |
|--------------|----------------|-------|--------|----------------|
| branch plate | Black RAL 9005 | 50 | 3,40 | 0952-00 |

NORM: PN-IEC-60998-1:2006.



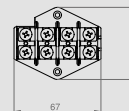
400 V PA



BRANCH PLATE 4X10 mm²

| Type | Color | Pack. | Weight | Index |
|--------------|----------------|-------|--------|----------------|
| branch plate | Black RAL 9005 | 25 | 6,62 | 0953-00 |

NORM: PN-IEC-60998-1:2006.



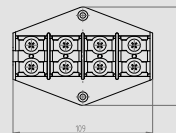
400 V PA



BRANCH PLATE 4 X 16 mm²

| Type | Color | Pack. | Weight | Index |
|--------------|-----------------|-------|--------|----------------|
| branch plate | czarny RAL 9005 | 10 | 12,30 | 0965-00 |

NORM: PN-IEC-60998-1:2006.



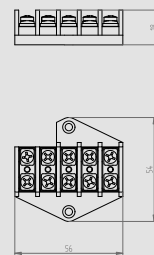
400 V PA



BRANCH PLATE 5X2,5 mm²

| Type | Color | Pack. | Weight | Index |
|--------------|----------------|-------|------------|----------------|
| | | pc. | kg/100 pc. | |
| branch plate | Grey RAL 7035* | 50 | 4,03 | 0961-00 |

NORM: PN-IEC-60998-1:2006.



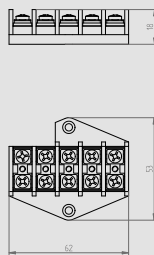
400 V PA



BRANCH PLATE 5X4 mm²

| Type | Color | Pack. | Weight | Index |
|--------------|----------------|-------|------------|----------------|
| | | pc. | kg/100 pc. | |
| branch plate | Black RAL 9005 | 50 | 3,70 | 0962-00 |

NORM: PN-IEC-60998-1:2006.



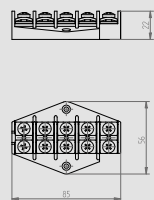
400 V PA



BRANCH PLATE 5 X 10 mm²

| Type | Color | Pack. | Weight | Index |
|--------------|----------------|-------|------------|----------------|
| | | pc. | kg/100 pc. | |
| branch plate | Black RAL 9005 | 25 | 8,80 | 0963-00 |

NORM: PN-IEC-60998-1:2006.



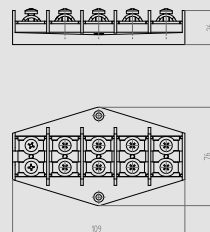
400 V PA



BRANCH PLATE 5 X 16 mm²

| Type | Color | Pack. | Weight | Index |
|--------------|----------------|-------|------------|----------------|
| | | pc. | kg/100 pc. | |
| branch plate | Grey RAL 7035* | 10 | 15,20 | 0966-00 |

NORM: PN-IEC-60998-1:2006.



400 V PA



CONNECTOR 2,5 MM²

| Type | Color | Pack. | Weight | Index |
|-------------------------------|-----------------|-------|------------|----------------|
| | | pc. | kg/100 pc. | |
| connector 2,5 mm ² | White RAL 9003 | 50 | 0,45 | 0940-00 |
| | Red RAL 3020 | 50 | 0,45 | 0940-01 |
| | Blue RAL 5005 | 50 | 0,45 | 0940-02 |
| | Green RAL 6001 | 50 | 0,45 | 0940-03 |
| | Yellow RAL 1021 | 50 | 0,45 | 0940-04 |

NORM: PN-IEC-60998-1:2006.



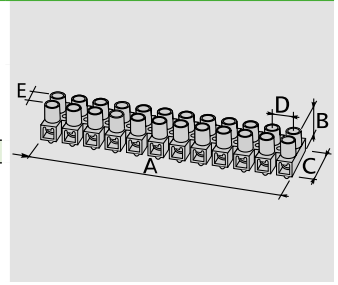
Terminal bars

850 °C 400 V PA CE 2.5 MM²

TERMINAL BAR LZ12 – 2.5 mm² SELF-EXTINGUISHING

| Type | Color | Pack. | Weight | Index |
|--------------|-----------------|-------|------------|----------------|
| LZ12 – 2,5mm | Orange RAL 2000 | pc. | kg/100 pc. | |
| | | 100 | 1,9 | 0930-00 |

Terminal bar LZ12 – 2.5 mm self-extinguishing
NORM: PN-IEC-60998-1:2006
Dimensions: A/B/C/D/E – 94/13/16/8/6mm



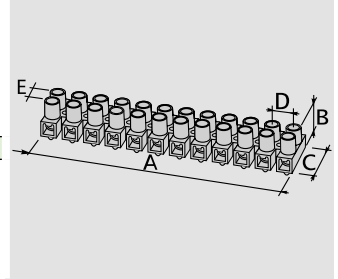
RoHS

850 °C 400 V PA CE 4 MM²

TERMINAL BAR LZ12 – 4 mm² SELF-EXTINGUISHING

| Type | Color | Pack. | Weight | Index |
|------------|-----------------|-------|------------|----------------|
| LZ12 – 4mm | Orange RAL 2000 | pc. | kg/100 pc. | |
| | | 100 | 2,5 | 0931-00 |

Terminal bar LZ12 – 4 mm self-extinguishing
NORM: PN-IEC-60998-1:2006
Dimensions: A/B/C/D/E – 106/14/18/9/7mm



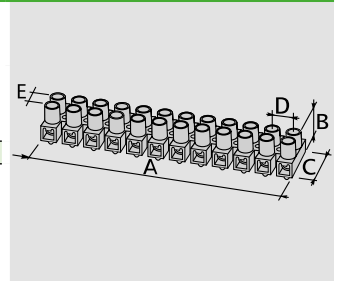
RoHS

850 °C 400 V PA CE 6 MM²

TERMINAL BAR LZ12 – 6 mm² SELF-EXTINGUISHING

| Type | Color | Pack. | Weight | Index |
|------------|-----------------|-------|------------|----------------|
| LZ12 – 6mm | Orange RAL 2000 | pc. | kg/100 pc. | |
| | | 100 | 3,5 | 0932-00 |

Terminal bar LZ12 – 6 mm self-extinguishing
NORM: PN-IEC-60998-1:2006
Dimensions: A/B/C/D/E – 118/15/19/9/7mm



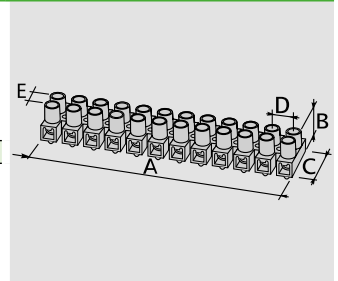
RoHS

850 °C 700 V PA CE 10 MM²

TERMINAL BAR LZ12 – 10 mm² SELF-EXTINGUISHING

| Type | Color | Pack. | Weight | Index |
|-------------|-----------------|-------|------------|----------------|
| LZ12 – 10mm | Orange RAL 2000 | pc. | kg/100 pc. | |
| | | 100 | 3,65 | 0933-00 |

Terminal bar LZ12 – 10 mm self-extinguishing
NORM: PN-IEC-60998-1:2006
Dimensions: A/B/C/D/E – 141/20/25/12/9mm



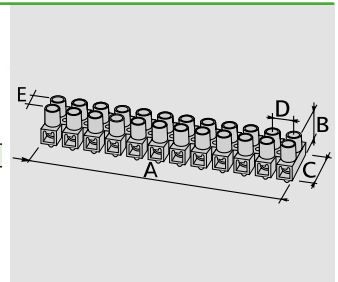
RoHS

850 °C 700 V PA CE 16 MM²

TERMINAL BAR LZ12 – 16 mm² SELF-EXTINGUISHING

| Type | Color | Pack. | Weight | Index |
|-------------|-----------------|-------|------------|----------------|
| LZ12 – 16mm | Orange RAL 2000 | pc. | kg/100 pc. | |
| | | 100 | 3,8 | 0934-00 |

Terminal bar LZ12 – 16 mm self-extinguishing
NORM: PN-IEC-60998-1:2006
Dimensions: A/B/C/D/E – 153/22/27/13/10mm



RoHS

16 mm²

10 mm²

6 mm²

4 mm²

1,5-2,5 mm²



0934-00

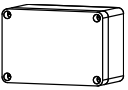
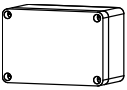
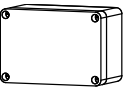
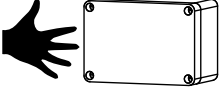
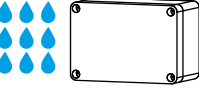

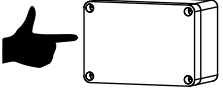
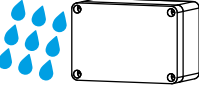


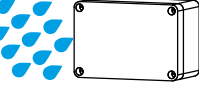


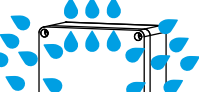







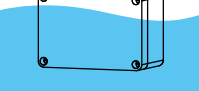
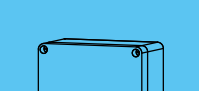
0933-00

0932-00

0931-00

0930-00

CLASSIFICATION IP and IK

| FIRST NUMBER Protection against object | | SECOND NUMBER Protection against object | | IK CODE Protection against mechanical impact | |
|---|---|--|---|---|--|
| IP | TEST | IP | TEST | IK | TEST |
| 0 |  no protection | 0 |  no protection | 00 |  no protection |
| 1 |  protection against object diameter > 50 mm for example hand | 1 |  protection against vertical drops | <1J |  energy impact < 1 J |
| 2 |  protection against object diameter > 12 mm (for example finger) | 2 |  protection against direct shower under the angle till 15 degrees since vertical | 1J |  energy impact 1 J |
| 3 |  protection against object diameter > 2,5 mm (for example tool or wiret) | 3 |  protection against direct shower under the angle till 60 degrees since vertical | 2J |  energy impact 2 J |
| 4 |  protection against object diameter > 1 mm (for example tool or wiret) | 4 |  protection against spray water dropping from all directions: approved limited water flow | 5J |  energy impact 5 J |
| 5 |  limited protection agains dust | 5 |  protection against water flowing under low preassure dropping from all directions, approved limited water flowing | 10J |  energy impact 10 J |
| 6 |  full protection agains dust | 6 |  protection against strong water flowing dropping from all directions approved limited water flowing | 20J |  energy impact 20 J |
| | | 7 |  protection against drowning to depth between 15 cm to 1 m | | |
| | | 8 |  protection against long lasting under pressure drowning to depth over 1m | | |

Degree protection is determined by IP classification. In the classification there are two numbers that define the degree protection against solid objects and against liquids.



INDUSTRIAL
SR3 356x456x162 IP65
2755-00



ELEKTRO-PLAST

NASIELSK



ELEKTRO-PLAST

HERMETIC EQUIPMENT

- AQUANT IP 55
- AQUANT IP 65
- HERMES
- HERMES 2






Surface-mounted sockets and switches with increased resistance to water and dust

- degree of protection IP 55/65
- robust construction
- innovative sealing of connector and socket
- durable mechanism with proven design
- wide range of connectors with a card holder for circuit description
- 16A sockets (threaded terminals)
10AX connectors (threaded terminals)
- sockets of French type or schuko
- increased resistance to UV rays
- impact resistance in degree IK 07
- ABS + TPE material
- working temperature range -25°C to + 70°C
- housing color light gray RAL 7035
- flap color gray RAL 7043
- double and triple socket sets in one base
- available socket combinations with switch
- can be configured in horizontal and vertical sets



IP65



Application:

- logistics halls
- garage halls
- industrial plants
- laundries, basements
- machine industry

Advantages:

- durable sealing thanks to 2-component technology
- dust and water flow will not disturb the Aquant™ Series fittings
- sealed housing
- flexible membrane constituting a specific barrier between external elements (keys and flaps) and the internal electrical component
- additional protection integrated with the base in the form of movable glands rubber

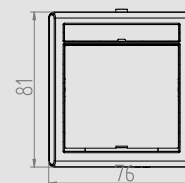
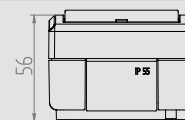
IP 55 IK 07 ABS TPE



AQUANT IP 55 SINGLE POLE / TWO WAY SWITCH

| Type | Color | Pack. pc. | Weight pc./kg | Index |
|-------|----------------------|-----------|---------------|---------|
| ŁNT-1 | Casing Grey RAL 7035 | 10 | 1,52 | 1201-10 |
| | Button Grey RAL 7043 | | | |

NORM: PN-EN-60669-1:2006
Switches: 10AX/250V~ screw terminals
Protection Degree IP55
Description label.
Dimension: 76mm x 81mm x 56mm



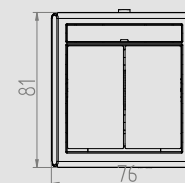
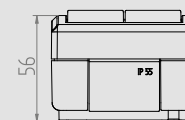
IP 55 IK 07 ABS TPE



AQUANT IP 55 DOUBLE POLE SWITCH

| Type | Color | Pack. pc. | Weight pc./kg | Index |
|-------|----------------------|-----------|---------------|---------|
| ŁNT-5 | Casing Grey RAL 7035 | 10 | 1,52 | 1202-10 |
| | Button Grey RAL 7043 | | | |

NORM: PN-EN-60669-1:2006
Switches: 10AX/250V~ screw terminals
Protection Degree IP55
Description label.
Dimension: 76mm x 81mm x 56mm



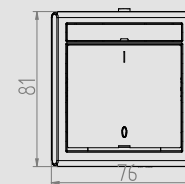
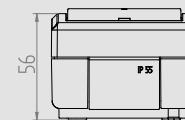
IP 55 IK 07 ABS TPE



AQUANT IP 55 TWO POLE SWITCH

| Type | Color | Pack. pc. | Weight pc./kg | Index |
|-------|----------------------|-----------|---------------|---------|
| ŁNT-2 | Casing Grey RAL 7035 | 10 | 1,52 | 1203-10 |
| | Button Grey RAL 7043 | | | |

NORM: PN-EN-60669-1:2006
Switches: 10AX/250V~ screw terminals
Protection Degree IP55
Description label.
Dimension: 76mm x 81mm x 56mm



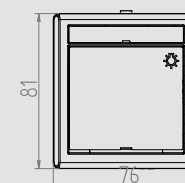
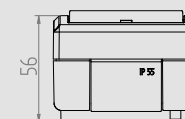
IP 55 IK 07 ABS TPE



AQUANT IP 55 PUSH „LIGHT” SWITCH

| Type | Color | Pack. pc. | Weight pc./kg | Index |
|--------|----------------------|-----------|---------------|---------|
| ŁNT-1S | Casing Grey RAL 7035 | 10 | 1,52 | 1204-10 |
| | Button Grey RAL 7043 | | | |

NORM: PN-EN-60669-1:2006
Switches: 10AX/230V~ screw terminals
Protection Degree IP55
Description label.
Dimension: 76mm x 81mm x 56mm



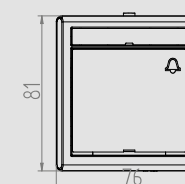
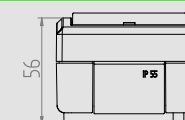
IP 55 IK 07 ABS TPE



AQUANT IP 55 PUSH „BELL” SWITCH

| Type | Color | Pack. pc. | Weight pc./kg | Index |
|--------|----------------------|-----------|---------------|---------|
| ŁNT-1D | Casing Grey RAL 7035 | 10 | 1,52 | 1205-10 |
| | Button Grey RAL 7043 | | | |

NORM: PN-EN-60669-1:2006
Switches: 10AX/230V~ screw terminals
Protection Degree IP55
Description label.
Dimension: 76mm x 81mm x 56mm



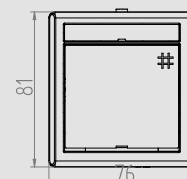
IP 55 IK 07 ABS TPE



AQUANT IP 55 CROSSED SWITCH

| Type | Color | Pack. pc. | Weight pc./kg | Index |
|-------|----------------------|-----------|---------------|---------|
| ŁNT-7 | Casing Grey RAL 7035 | 10 | 1,52 | 1206-10 |
| | Button Grey RAL 7043 | | | |

NORM: PN-EN-60669-1:2006
 Switches: 10AX/250V~ screw terminals
 Protection Degree IP55
 Description label.
 Dimension: 76mm x 81mm x 56mm



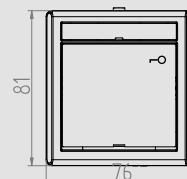
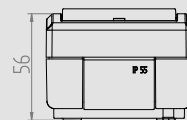
IP 55 IK 07 ABS TPE



AQUANT IP55 PUSH „KEY” SWITCH

| Type | Color | Pack. pc. | Weight pc./kg | Index |
|-------|----------------------|-----------|---------------|---------|
| ŁNT-8 | Casing Grey RAL 7035 | 10 | 1,52 | 1207-10 |
| | Button Grey RAL 7043 | | | |

Button with pictogram „key”
 NORM: PN-EN-60669-1:2006
 Switches: 10AX/230V~ screw terminals
 Protection Degree IP55
 Description label.
 Dimension: 76mm x 81mm x 56mm



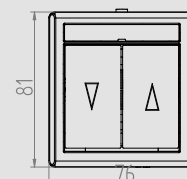
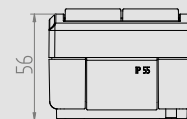
IP 55 IK 07 ABS TPE

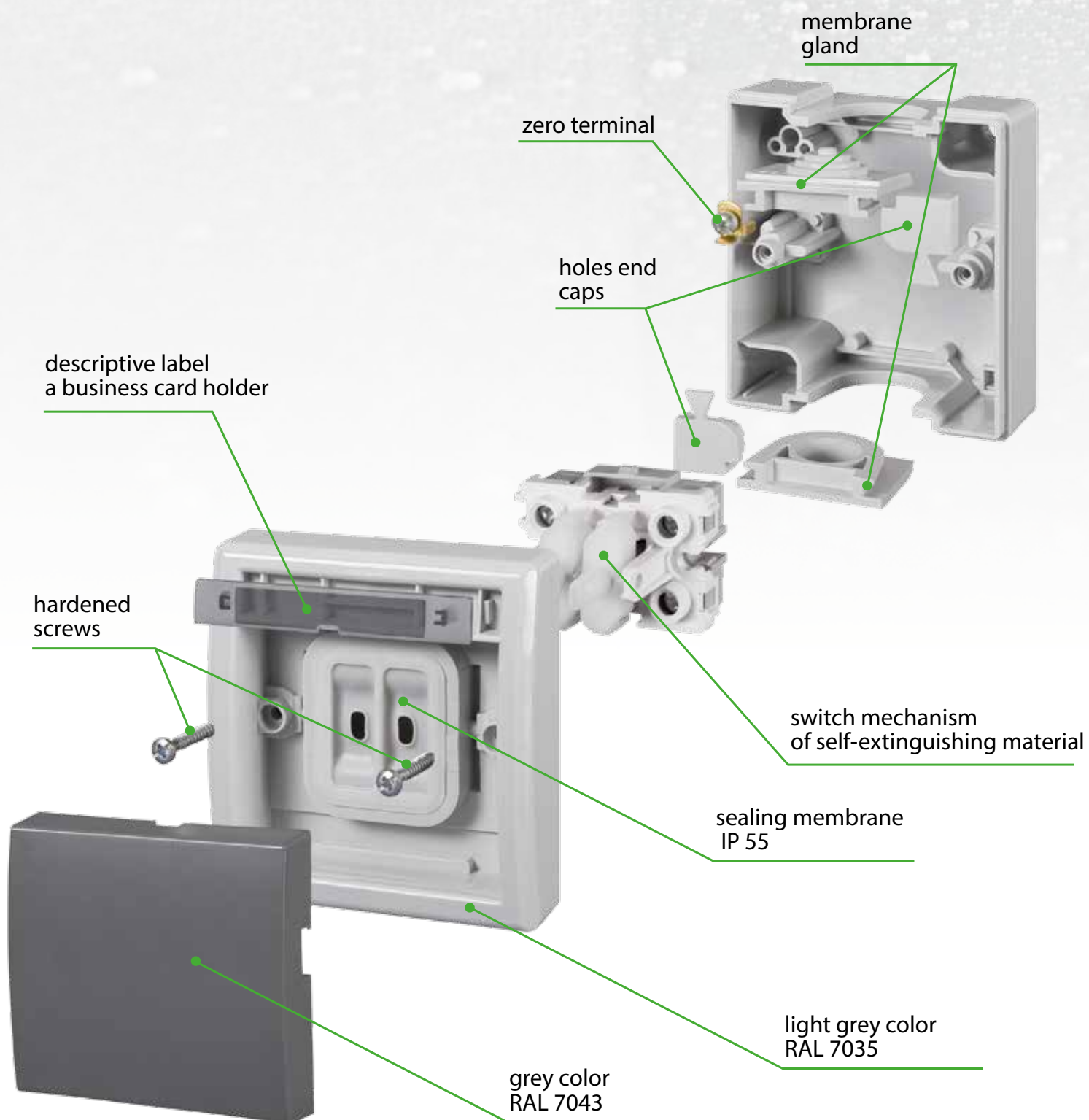


AQUANT IP55 JALOUSIE SWITCH

| Type | Color | Pack. pc. | Weight pc./kg | Index |
|-------|----------------------|-----------|---------------|---------|
| ŁNT-8 | Casing Grey RAL 7035 | 10 | 1,52 | 1208-10 |
| | Button Grey RAL 7043 | | | |

NORM: PN-EN-60669-1:2006
 Switches: 10AX/230V~ screw terminals
 Protection Degree IP55
 Description label.
 Dimension: 76mm x 81mm x 56mm





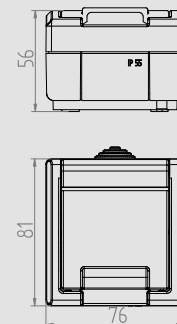
IP 55 IK 07 ABS TPE



AQUANT IP 55 SOCKET 2P+Z

| Type | Color | Pack. pc. | Weight pc./kg | Index |
|----------|----------------------|-----------|---------------|---------|
| GNT 2P+Z | Casing Grey RAL 7035 | 10 | 1,50 | 1241-10 |
| | Flap Grey RAL 7043 | | | |

NORM: PN-IEC 60448-1:2006
Sockets: 16A/250V~ screw terminals
Socket 2P+Z
Protection Degree IP55
Dimension: 76mm x 81mm x 56mm



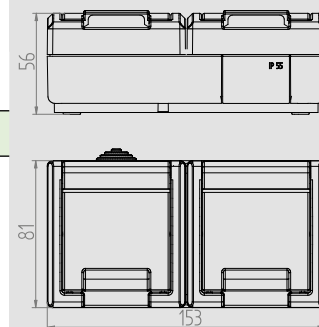
IP 55 IK 07 ABS TPE



AQUANT IP 55X2P+Z SOCKET HORIZONTAL

| Type | Color | Pack. pc. | Weight pc./kg | Index |
|--------------|----------------------|-----------|---------------|---------|
| GNT 2x2P+Z H | Casing Grey RAL 7035 | 10 | 2,50 | 1242-10 |
| | Flap Grey RAL 7043 | | | |

NORM: PN-IEC 60448-1:2006
Sockets: 16A/250V~ screw terminals
Socket 2x2P+Z
Protection Degree IP55
Dimension: 153mm x 81mm x 56mm



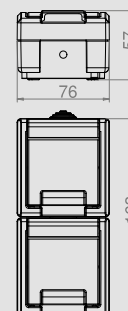
IP 55 IK 07 ABS TPE



AQUANT IP 55 2X2P+Z SOCKET VERTICAL

| Type | Color | Pack. pc. | Weight pc./kg | Index |
|--------------|----------------------|-----------|---------------|---------|
| GNT 2x2P+Z V | Casing Grey RAL 7035 | 10 | 2,50 | 1252-10 |
| | Flap Grey RAL 7043 | | | |

NORM: PN-IEC 60448-1:2006
Sockets: 16A/250V~ screw terminals
Socket 2x2P+Z
Protection Degree IP55
Dimension: 76mm x 163mm x 57mm



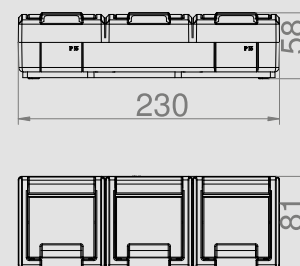
IP 55 IK 07 ABS TPE



AQUANT IP 55 3X2P+Z SOCKET HORIZONTAL

| Type | Color | Pack. pc. | Weight pc./kg | Index |
|--------------|----------------------|-----------|---------------|---------|
| GNT 3x2P+Z H | Casing Grey RAL 7035 | 4 | 1,60 | 1243-10 |
| | Flap Grey RAL 7043 | | | |

NORM: PN-IEC 60448-1:2006
Sockets: 16A/250V~ screw terminals
Socket 3x2P+Z
Protection Degree IP55
Dimension: 230mm x 81mm x 58mm



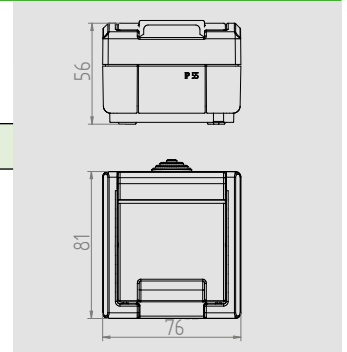
IP 55 IK 07 ABS TPE



AQUANT IP 55 2P+Z SCHUKO SOCKET

| Type | Color | Pack. pc. | Weight pc./kg | Index |
|-----------------|----------------------|-----------|---------------|---------|
| GNT 2P+Z schuko | Casing Grey RAL 7035 | 10 | 1,50 | 1244-10 |
| | Flap Grey RAL 7043 | | | |

NORM: PN-IEC 60448-1:2006
Sockets: 16A/250V~ screw terminals
Socket 2P+Z
Protection Degree IP55
Dimension: 76mm x 81mm x 56mm



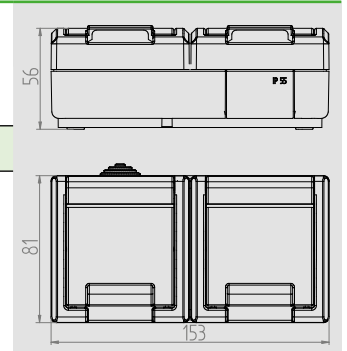
IP 55 IK 07 ABS TPE



AQUANT IP 55 2X2P+Z SCHUKO SOCKET HORIZONTAL

| Type | Color | Pack. pc. | Weight pc./kg | Index |
|---------------------|----------------------|-----------|---------------|---------|
| GNT 2x2P+Z H schuko | Casing Grey RAL 7035 | 10 | 2,50 | 1245-10 |
| | Flap Grey RAL 7043 | | | |

NORM: PN-IEC 60448-1:2006
Sockets: 16A/250V~ screw terminals
Socket 2P+Z
Protection Degree IP55
Dimension: 153mm x 81mm x 56mm



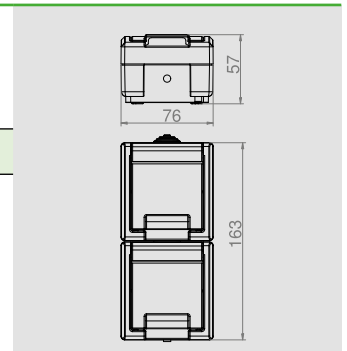
IP 55 IK 07 ABS TPE



AQUANT IP 55 2X2P+Z SCHUKO SOCKET VERTICAL

| Type | Color | Pack. pc. | Weight pc./kg | Index |
|---------------------|----------------------|-----------|---------------|---------|
| GNT 2x2P+Z V schuko | Casing Grey RAL 7035 | 10 | 2,50 | 1254-10 |
| | Flap Grey RAL 7043 | | | |

NORM: PN-IEC 60448-1:2006
Sockets: 16A/250V~ screw terminals
Socket 2P+Z
Protection Degree IP55
Dimension: 76mm x 163mm x 57mm



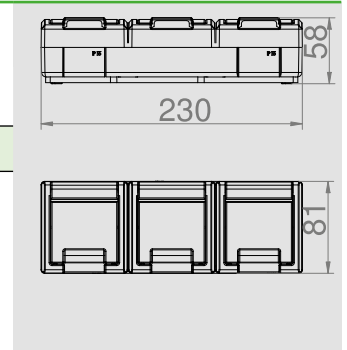
IP 55 IK 07 ABS TPE



AQUANT IP 55 3X2P+Z SCHUKO SOCKET HORIZONTAL

| Type | Color | Pack. pc. | Weight pc./kg | Index |
|---------------------|----------------------|-----------|---------------|---------|
| GNT 3x2P+Z H schuko | Casing Grey RAL 7035 | 4 | 1,60 | 1246-10 |
| | Flap Grey RAL 7043 | | | |

NORM: PN-IEC 60448-1:2006
Sockets: 16A/250V~ screw terminals
Socket 2P+Z
Protection Degree IP55
Dimension: 230mm x 81mm x 58mm



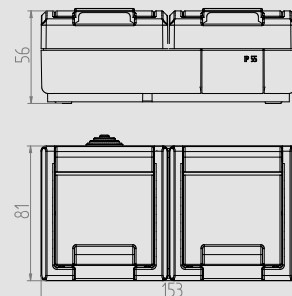
IP 55 IK 07 ABS TPE



AQUANT IP 55 SINGLE POLE / TWO WAY SWITCH + 2P+Z SOCKET HORIZONTAL AQUANT IP 55 SINGLE POLE / TWO WAY SWITCH + 2P+Z SOCKET VERTICAL

| Type | Color | Pack. pc. | Weight pc./kg | Index |
|------------------|---------------------------|-----------|---------------|-----------------|
| ŁNT-1+GNT 2P+Z H | RAL 7035+RAL 7043 (szary) | 10 | 2,50 | 1247-10* |
| ŁNT-1+GNT 2P+Z V | RAL 7035+RAL 7043 (szary) | 10 | | 1256-10* |

NORM: PN-EN-60669-1:2006, PN-IEC-60884-1:2006
Sockets: 16A/250V~ screw terminals
Socket 2P+Z
Protection Degree IP55
Dimension: 153mm x 81mm x 56mm



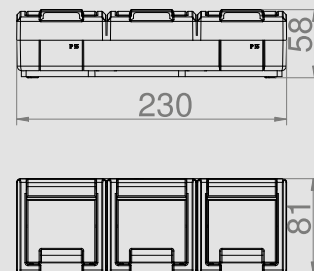
IP 55 IK 07 ABS TPE



AQUANT IP 55 SINGLE POLE / TWO WAY SWITCH + 2X2P+Z SOCKET HORIZONTAL AQUANT IP 55 SINGLE POLE / TWO WAY SWITCH + 2X2P+Z SOCKET VERTICAL

| Type | Color | Pack. pc. | Weight pc./kg | Index |
|--------------------|---------------------------|-----------|---------------|-----------------|
| ŁNT-1+GNT 2x2P+Z H | RAL 7035+RAL 7043 (szary) | 4 | 1,60 | 1249-10* |
| ŁNT-1+GNT 2x2P+Z V | RAL 7035+RAL 7043 (szary) | 4 | | 1262-10* |


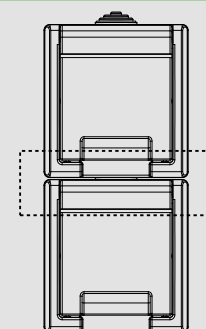
NORM: PN-EN-60669-1:2006, PN-IEC-60884-1:2006
Sockets: 16A/250V~ screw terminals
Socket 2P+Z
Protection Degree IP55
Dimension: 230mm x 81mm x 58mm



AQUANT ADAPTER FOR VERTICAL CONNECTION OF SOCKETS AND SWITCHES

| Type | Color | Pack. pc. | Weight pc./kg | Index |
|---------|----------------|-----------|---------------|----------------|
| Adapter | Szary RAL 7035 | 5 | 1,085 | 1280-10 |

Adapter for vertical connection of sockets and switches of AQUANT sockets and switches



AQUANT CABLE GLANDS

| Type | Color | Pack. pc. | Weight pc./kg | Index |
|--------|----------------|-----------|---------------|----------------|
| Glands | Szary RAL 7035 | 10 | 1,085 | 1281-10 |

Cable glands

*on individual customer's order, extended waiting period

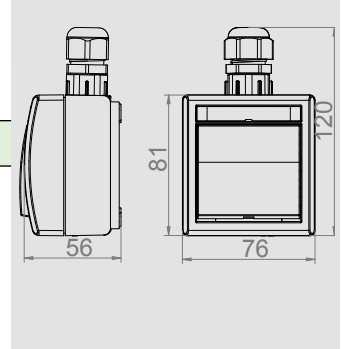
IP 65 IK 07 ABS TPE



AQUANT IP 65 SINGLE POLE / TWO WAY SWITCH

| Type | Color | Pack. pc. | Weight pc./kg | Index |
|-------|----------------------|-----------|---------------|---------|
| ŁNT-1 | Casing Grey RAL 7035 | 8 | 1,52 | 1201-65 |
| | Button Grey RAL 7043 | | | |

NORM: PN-EN-60669-1:2006
Switches: 10AX/250V- screw terminals
Protection Degree IP 65
Description label.
Dimension: 76mm x 81mm x 56mm



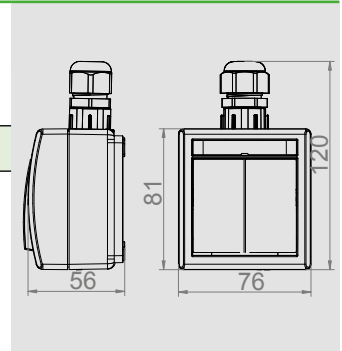
IP 65 IK 07 ABS TPE



AQUANT IP 65 DOUBLE POLE SWITCH

| Type | Color | Pack. pc. | Weight pc./kg | Index |
|-------|----------------------|-----------|---------------|---------|
| ŁNT-5 | Casing Grey RAL 7035 | 8 | 1,52 | 1202-65 |
| | Button Grey RAL 7043 | | | |

NORM: PN-EN-60669-1:2006
Switches: 10AX/250V- screw terminals
Protection Degree IP 65
Description label.
Dimension: 76mm x 81mm x 56mm



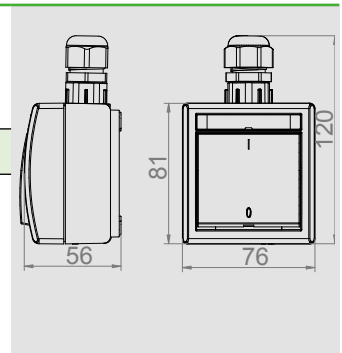
IP 65 IK 07 ABS TPE



AQUANT IP 65 TWO POLE SWITCH

| Type | Color | Pack. pc. | Weight pc./kg | Index |
|-------|----------------------|-----------|---------------|---------|
| ŁNT-2 | Casing Grey RAL 7035 | 8 | 1,52 | 1203-65 |
| | Button Grey RAL 7043 | | | |

NORM: PN-EN-60669-1:2006
Switches: 10AX/250V- screw terminals
Protection Degree IP 65
Description label.
Dimension: 76mm x 81mm x 56mm



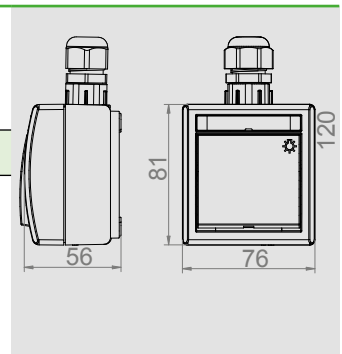
IP 65 IK 07 ABS TPE



AQUANT IP 65 PUSH „LIGHT” SWITCH

| Type | Color | Pack. pc. | Weight pc./kg | Index |
|--------|----------------------|-----------|---------------|---------|
| ŁNT-1S | Casing Grey RAL 7035 | 8 | 1,52 | 1204-65 |
| | Button Grey RAL 7043 | | | |

NORM: PN-EN-60669-1:2006
Switches: 10AX/230V- screw terminals
Protection Degree IP 65
Description label.
Dimension: 76mm x 81mm x 56mm



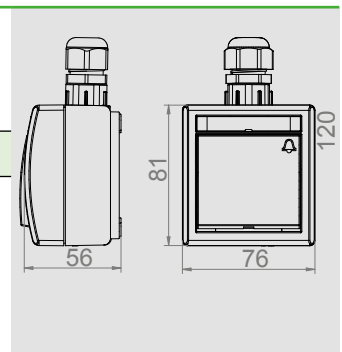
IP 65 IK 07 ABS TPE



AQUANT IP 65 PUSH „BELL” SWITCH

| Type | Color | Pack. pc. | Weight pc./kg | Index |
|--------|----------------------|-----------|---------------|---------|
| ŁNT-1D | Casing Grey RAL 7035 | 8 | 1,52 | 1205-65 |
| | Button Grey RAL 7043 | | | |

NORM: PN-EN-60669-1:2006
Switches: 10AX/230V- screw terminals
Protection Degree IP 65
Description label.
Dimension: 76mm x 81mm x 56mm



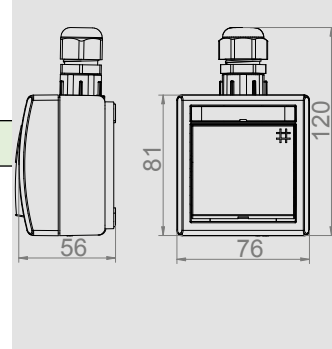
IP 65 IK 07 ABS TPE



AQUANT IP 65 CROSSED SWITCH

| Type | Color | Pack. pc. | Weight pc./kg | Index |
|-------|----------------------|-----------|---------------|---------|
| ŁNT-7 | Casing Grey RAL 7035 | 10 | 1,52 | 1206-65 |
| | Button Grey RAL 7043 | | | |

NORM: PN-EN-60669-1:2006
Switches: 10AX/250V~ screw terminals
Protection Degree IP 65
Description label.
Dimension: 76mm x 81mm x 56mm



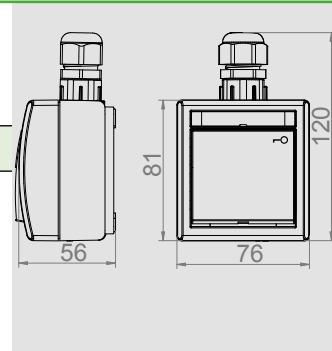
IP 65 IK 07 ABS TPE



AQUANT IP 65 PUSH „KEY” SWITCH

| Type | Color | Pack. pc. | Weight pc./kg | Index |
|-------|----------------------|-----------|---------------|---------|
| ŁNT-8 | Casing Grey RAL 7035 | 10 | 1,52 | 1207-65 |
| | Button Grey RAL 7043 | | | |

Button with pictogram „key”.
NORM: PN-EN-60669-1:2006
Switches: 10AX/230V~ screw terminals
Protection Degree IP 65
Description label.
Dimension: 76mm x 81mm x 56mm



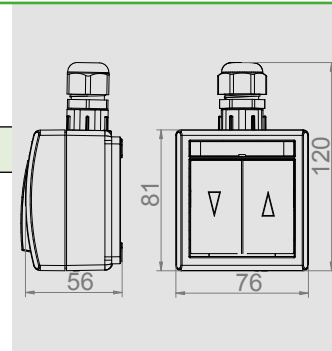
IP 65 IK 07 ABS TPE



AQUANT IP 65 JALOUSIE SWITCH

| Type | Color | Pack. pc. | Weight pc./kg | Index |
|-------|----------------------|-----------|---------------|---------|
| ŁNT-8 | Casing Grey RAL 7035 | 10 | 1,52 | 1208-65 |
| | Button Grey RAL 7043 | | | |

NORM: PN-EN-60669-1:2006
Switches: 10AX/230V~ screw terminals
Protection Degree IP 65
Description label.
Dimension: 76mm x 81mm x 56mm



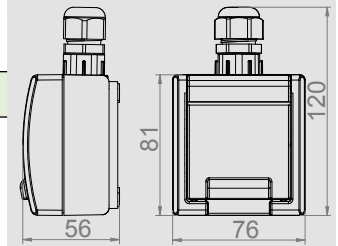
IP 65 IK 07 ABS TPE



AQUANT IP 65 2P+Z SOCKET

| Type | Color | Pack. pc. | Weight pc./kg | Index |
|----------|----------------------|-----------|---------------|---------|
| GNT 2P+Z | Casing Grey RAL 7035 | 8 | 1,50 | 1241-65 |
| | Flap Grey RAL 7043 | | | |

NORM: PN-IEC 60448-1:2006
Sockets: 16A/250V~ screw terminals
Socket 2P+Z
Protection Degree IP 65
Dimension: 76mm x 81mm x 56mm



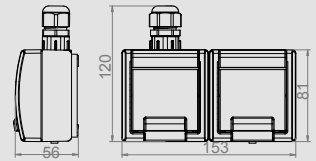
IP 65 IK 07 ABS TPE



AQUANT IP 65 2X2P+Z SOCKET HORIZONTAL

| Type | Color | Pack. pc. | Weight pc./kg | Index |
|--------------|----------------------|-----------|---------------|---------|
| GNT 2x2P+Z H | Casing Grey RAL 7035 | 4 | 2,50 | 1242-65 |
| | Flap Grey RAL 7043 | | | |

NORM: PN-IEC 60448-1:2006
Sockets: 16A/250V~ screw terminals
Socket 2x2P+Z
Protection Degree IP 65
Dimension: 153mm x 81mm x 56mm



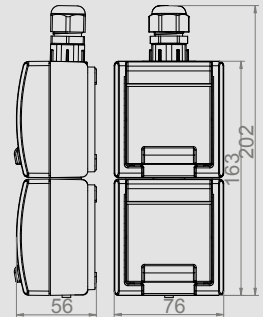
IP 65 IK 07 ABS TPE



AQUANT IP 65 2X2P+Z SOCKET VERTICAL

| Type | Color | Pack. pc. | Weight pc./kg | Index |
|--------------|----------------------|-----------|---------------|---------|
| GNT 2x2P+Z V | Casing Grey RAL 7035 | 4 | 2,50 | 1252-65 |
| | Flap Grey RAL 7043 | | | |

NORM: PN-IEC 60448-1:2006
Sockets: 16A/250V~ screw terminals
Socket 2x2P+Z
Protection Degree IP 65
Dimension: 76mm x 163mm x 57mm



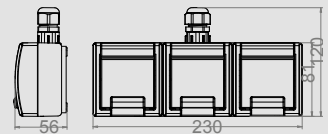
IP 65 IK 07 ABS TPE



AQUANT IP 65 3X2P+Z SOCKET HORIZONTAL

| Type | Color | Pack. pc. | Weight pc./kg | Index |
|--------------|----------------------|-----------|---------------|---------|
| GNT 3x2P+Z H | Casing Grey RAL 7035 | 3 | 1,60 | 1243-65 |
| | Flap Grey RAL 7043 | | | |

NORM: PN-IEC 60448-1:2006
Sockets: 16A/250V~ screw terminals
Socket 3x2P+Z
Protection Degree IP 65
Dimension: 230mm x 81mm x 58mm



IP 65 IK 07 ABS TPE

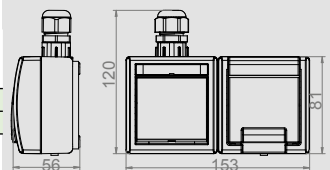


AQUANT IP 65 SINGLE POLE / TWO WAY SWITCH + 2P+Z SOCKET HORIZONTAL

AQUANT IP 65 SINGLE POLE / TWO WAY SWITCH + 2P+Z SOCKET VERTICAL

| Type | Color | Pack. pc. | Weight pc./kg | Index |
|------------------|---------------------------|-----------|---------------|----------|
| ŁNT-1+GNT 2P+Z H | RAL 7035+RAL 7043 (szary) | 4 | 2,50 | 1247-65* |
| ŁNT-1+GNT 2P+Z V | RAL 7035+RAL 7043 (szary) | | | 1256-65* |

NORM: PN-EN-60669-1:2006, PN-IEC-60884-1:2006
Sockets: 16A/250V~ screw terminals
Socket 2P+Z
Protection Degree IP 65
Dimension: 153mm x 81mm x 56mm



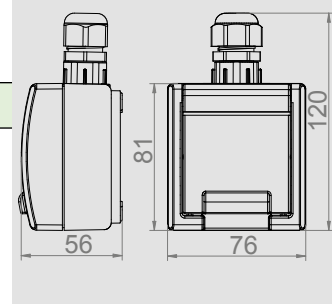
IP 65 IK 07 ABS TPE



AQUANT IP 65 2P+Z SCHUKO SOCKET

| Type | Color | Pack. pc. | Weight pc./kg | Index |
|-----------------|----------------------|-----------|---------------|---------|
| GNT 2P+Z schuko | Casing Grey RAL 7035 | 8 | 1,50 | 1244-65 |
| | Flap Grey RAL 7043 | | | |

NORM: PN-IEC 60448-1:2006
Sockets: 16A/250V~ screw terminals
Socket 2P+Z
Protection Degree IP 65
Dimension: 76mm x 81mm x 56mm



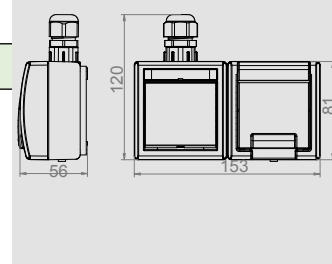
IP 65 IK 07 ABS TPE



AQUANT IP 65 2X2P+Z SCHUKO SOCKET HORIZONTAL

| Type | Color | Pack. pc. | Weight pc./kg | Index |
|---------------------|----------------------|-----------|---------------|---------|
| GNT 2x2P+Z H schuko | Casing Grey RAL 7035 | 4 | 2,50 | 1245-65 |
| | Flap Grey RAL 7043 | | | |

NORM: PN-IEC 60448-1:2006
Sockets: 16A/250V~ screw terminals
Socket 2P+Z
Protection Degree IP 65
Dimension: 153mm x 81mm x 56mm



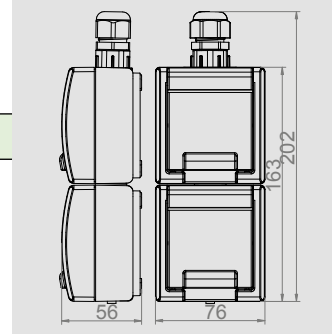
IP 65 IK 07 ABS TPE



AQUANT IP 65 2X2P+Z SCHUKO SOCKET VERTICAL

| Type | Color | Pack. pc. | Weight pc./kg | Index |
|---------------------|----------------------|-----------|---------------|---------|
| GNT 2x2P+Z V schuko | Casing Grey RAL 7035 | 4 | 2,50 | 1254-65 |
| | Flap Grey RAL 7043 | | | |

NORM: PN-IEC 60448-1:2006
Sockets: 16A/250V~ screw terminals
Socket 2P+Z
Protection Degree IP 65
Dimension: 76mm x 163mm x 57mm



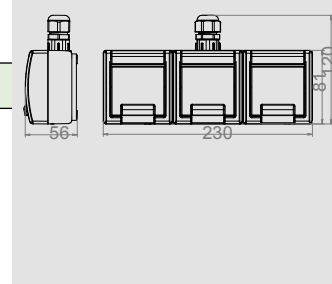
IP 65 IK 07 ABS TPE



AQUANT IP 65 3X2P+Z SCHUKO SOCKET HORIZONTAL

| Type | Color | Pack. pc. | Weight pc./kg | Index |
|---------------------|----------------------|-----------|---------------|---------|
| GNT 3x2P+Z H schuko | Casing Grey RAL 7035 | 3 | 1,60 | 1246-65 |
| | Flap Grey RAL 7043 | | | |

NORM: PN-IEC 60448-1:2006
Sockets: 16A/250V~ screw terminals
Socket 2P+Z
Protection Degree IP 65
Dimension: 230mm x 81mm x 58mm



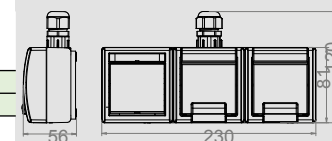
IP 65 IK 07 ABS TPE



AQUANT IP 65 SINGLE POLE / TWO WAY SWITCH + 2X2P+Z SOCKET HORIZONTAL AQUANT IP 65 SINGLE POLE / TWO WAY SWITCH + 2X2P+Z SOCKET VERTICAL

| Type | Color | Pack. pc. | Weight pc./kg | Index |
|--------------------|---------------------------|-----------|---------------|----------|
| ŁNT-1+GNT 2x2P+Z H | RAL 7035+RAL 7043 (szary) | 3 | 1,60 | 1249-65* |
| ŁNT-1+GNT 2x2P+Z V | RAL 7035+RAL 7043 (szary) | | | 1262-65* |

NORM: PN-EN-60669-1:2006, PN-IEC-60884-1:2006
Sockets: 16A/250V~ screw terminals
Socket 2P+Z
Protection Degree IP 65
Dimension: 230mm x 81mm x 58mm



HERMES

HERMES hermetic equipment IP 44

HERMES IP 44 is a series of surface-mounted hermetic equipment manufactured by the company ELEKTRO-PLAST Nasielsk. The resistance of the HERMES IP 44 series products to moisture and dust, and the original design positions the series as the leader among the hermetic series available on the market. In the HERMES series there is the possibility of modular building of blocks, eg a switch with a socket in one body.



IP44





Advantages:

- the Hermes series is a leader among the hermetic series available on the market
- illuminated switches with the option of diode exchange
- resistance to moisture and dust
- possibility of modular block creation, eg switch with socket in one body
- original design
- accessories available in colors: white, cream, brown
- multiple sockets completely tied LgY
- Hermes series works well everywhere where there are difficult conditions, eg in garage halls, laundries, warehouses, food and outdoor premises



ELEKTRO-PLAST

NASIELSK

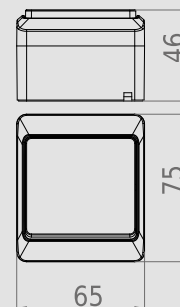
IP 44 ABS



HERMES IP 44 SINGLE POLE/TWO WAY SWITCH

| Type | Color | Pack. pc. | Weight pc./kg | Index |
|-------|----------------|-----------|---------------|----------------|
| ŁNT-1 | White RAL 9003 | 12 | 1,085 | 0331-02 |

NORM: PN-EN-60669-1:2006
Switches: 10AX/250V~ screw terminals
Protection Degree IP44
Dimension: 65mm x 75mm x 46mm



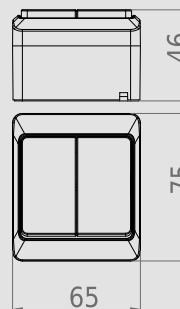
IP 44 ABS



HERMES IP 44 DOUBLE POLE SWITCH

| Type | Color | Pack. pc. | Weight pc./kg | Index |
|-------|----------------|-----------|---------------|----------------|
| ŁNT-5 | White RAL 9003 | 12 | 1,085 | 0332-02 |

NORM: PN-EN-60669-1:2006
Switches: 10AX/250V~ screw terminals
Protection Degree IP44
Dimension: 65mm x 75mm x 46mm



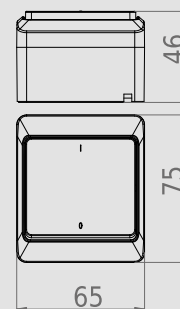
IP 44 ABS



HERMES IP 44 TWO POLE SWITCH

| Type | Color | Pack. pc. | Weight pc./kg | Index |
|-------|----------------|-----------|---------------|----------------|
| ŁNT-2 | White RAL 9003 | 12 | 1,085 | 0333-02 |

NORM: PN-EN-60669-1:2006
Switches: 10AX/250V~ screw terminals
Protection Degree IP44
Dimension: 65mm x 75mm x 46mm



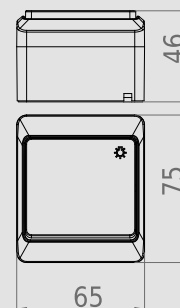
IP 44 ABS



HERMES IP 44 PUSH „LIGHT” SWITCH

| Type | Color | Pack. pc. | Weight pc./kg | Index |
|--------|----------------|-----------|---------------|----------------|
| ŁNT-1S | White RAL 9003 | 12 | 1,085 | 0336-02 |

NORM: PN-EN-60669-1:2006
Switches: 10AX/250V~ screw terminals
Protection Degree IP44
Dimension: 65mm x 75mm x 46mm



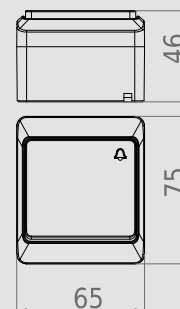
IP 44 ABS



HERMES IP 44 USH „BELL” SWITCH

| Type | Color | Pack. pc. | Weight pc./kg | Index |
|--------|----------------|-----------|---------------|----------------|
| ŁNT-1D | White RAL 9003 | 12 | 1,085 | 0337-02 |

NORM: PN-EN-60669-1:2006
Switches: 10AX/230V~ screw terminals
Protection Degree IP44
Dimension: 65mm x 75mm x 46mm



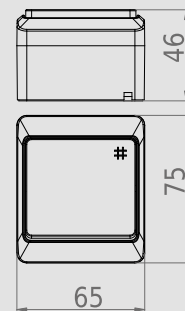
IP 44 ABS



HERMES IP 44 CROSSED SWITCH

| Type | Color | Pack. pc. | Weight pc./kg | Index |
|-------|----------------|-----------|---------------|----------------|
| ŁNT-7 | White RAL 9003 | 12 | 1,085 | 0338-02 |

NORM: PN-EN-60669-1:2006
Switches: 10AX/250V~ screw terminals
Protection Degree IP44
Dimension: 65mm x 75mm x 46mm



IP 44 ABS

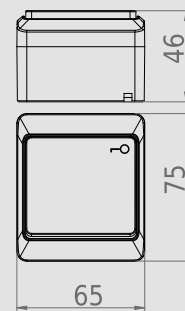
NEW



HERMES IP 44 PUSH „KEY” SWITCH

| Type | Color | Pack. pc. | Weight pc./kg | Index |
|-------|----------------|-----------|---------------|----------------|
| ŁNT-7 | White RAL 9003 | 12 | 1,085 | 0340-02 |

Button with pictogram „key”.
NORM: PN-EN-60669-1:2006
Switches: 10AX/230V~ screw terminals
Protection Degree IP44
Dimension: 65mm x 75mm x 46mm



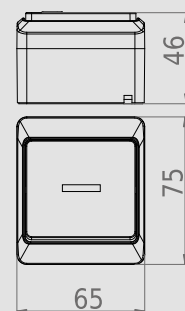
IP 44 ABS



HERMES IP 44 SINGLE POLE/TWO WAY SWITCH ILLUMINATED

| Type | Color | Pack. pc. | Weight pc./kg | Index |
|---------|----------------|-----------|---------------|----------------|
| ŁNT-1+n | White RAL 9003 | 12 | 1,085 | 0341-02 |

NORM: PN-EN-60669-1:2006
Switches: 10AX/250V~ self-clamps
Protection Degree IP44
Dimension: 65mm x 75mm x 46mm



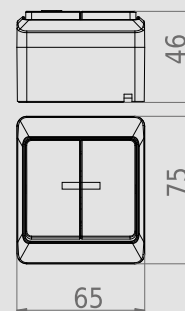
IP 44 ABS



HERMES IP 44 DOUBLE POLE SWITCH ILLUMINATED

| Type | Color | Pack. pc. | Weight pc./kg | Index |
|---------|----------------|-----------|---------------|----------------|
| ŁNT-5+n | White RAL 9003 | 12 | 1,085 | 0342-02 |

NORM: PN-EN-60669-1:2006
Switches: 10AX/250V~ self-clamps
Protection Degree IP44
Dimension: 65mm x 75mm x 46mm



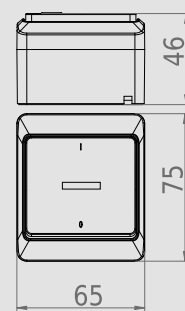
IP 44 ABS



HERMES IP 44 TWO POLE SWITCH ILLUMINATED

| Type | Color | Pack. pc. | Weight pc./kg | Index |
|---------|----------------|-----------|---------------|----------------|
| ŁNT-2+n | White RAL 9003 | 12 | 1,085 | 0343-02 |

NORM: PN-EN-60669-1:2006
Switches: 10AX/250V~ self-clamps
Protection Degree IP44
Dimension: 65mm x 75mm x 46mm



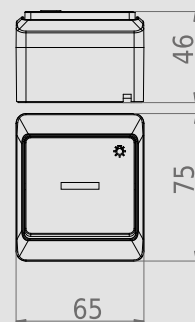
IP 44 ABS



HERMES IP 44 PUSH „LIGHT” SWITCH ILLUMINATED

| Type | Color | Pack. pc. | Weight pc./kg | Index |
|----------|----------------|-----------|---------------|----------------|
| łNT-1S+n | White RAL 9003 | 12 | 1,085 | 0346-02 |

NORM: PN-EN-60669-1:2006
Switches: 10AX/250V~ self-clamps
Protection Degree IP44
Dimension: 65mm x 75mm x 46mm



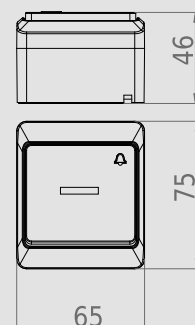
IP 44 ABS



HERMES IP 44 PUSH „BELL” SWITCH ILLUMINATED

| Type | Color | Pack. pc. | Weight pc./kg | Index |
|----------|----------------|-----------|---------------|----------------|
| łNT-1D+n | White RAL 9003 | 12 | 1,085 | 0347-02 |

NORM: PN-EN-60669-1:2006
Switches: 10AX/250V~ self-clamps
Protection Degree IP44
Dimension: 65mm x 75mm x 46mm



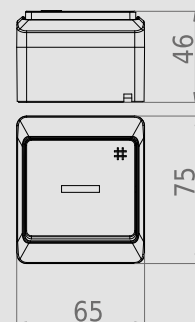
IP 44 ABS



HERMES IP 44 CROSSED SWITCH ILLUMINATED

| Type | Color | Pack. pc. | Weight pc./kg | Index |
|---------|----------------|-----------|---------------|----------------|
| łNT-7+n | White RAL 9003 | 12 | 1,085 | 0348-02 |

NORM: PN-EN-60669-1:2006
Switches: 10AX/250V~ self-clamps
Protection Degree IP44
Dimension: 65mm x 75mm x 46mm



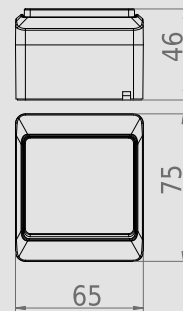
IP 44 **ABS**



HERMES IP 44 SINGLE POLE/TWO WAY SWITCH

| Type | Color | Pack. pc. | Weight pc./kg | Index |
|-------|-------------------------------|-----------|---------------|----------------|
| ŁNT-1 | White RAL 9003 + Smoke | 12 | 1,085 | 0331-01 |

NORM: PN-EN-60669-1:2006
Switches: 10AX/250V~ screw terminals
Protection Degree IP44
Dimension: 65mm x 75mm x 46mm



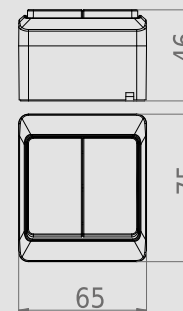
IP 44 **ABS**



HERMES IP 44 DOUBLE POLE SWITCH

| Type | Color | Pack. pc. | Weight pc./kg | Index |
|-------|-------------------------------|-----------|---------------|----------------|
| ŁNT-5 | White RAL 9003 + Smoke | 12 | 1,085 | 0332-01 |

NORM: PN-EN-60669-1:2006
Switches: 10AX/250V~ screw terminals
Protection Degree IP44
Dimension: 65mm x 75mm x 46mm



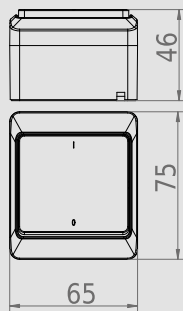
IP 44 **ABS**



HERMES IP 44 TWO POLES SWITCH

| Type | Color | Pack. pc. | Weight pc./kg | Index |
|-------|-------------------------------|-----------|---------------|----------------|
| ŁNT-2 | White RAL 9003 + Smoke | 12 | 1,085 | 0333-01 |

NORM: PN-EN-60669-1:2006
Switches: 10AX/250V~ screw terminals
Protection Degree IP44
Dimension: 65mm x 75mm x 46mm



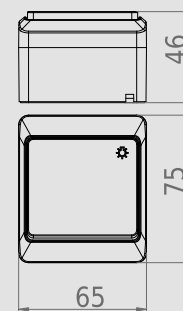
IP 44 **ABS**



HERMES IP 44 PUSH „LIGHT” SWITCH

| Type | Color | Pack. pc. | Weight pc./kg | Index |
|--------|-------------------------------|-----------|---------------|----------------|
| ŁNT-1S | White RAL 9003 + Smoke | 12 | 1,085 | 0336-01 |

NORM: PN-EN-60669-1:2006
Switches: 10AX/230V~ screw terminals
Protection Degree IP44
Dimension: 65mm x 75mm x 46mm



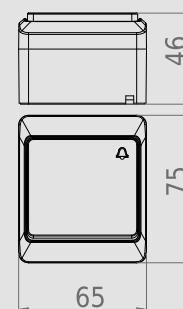
IP 44 **ABS**



HERMES IP 44 PUSH „BELL” SWITCH

| Type | Color | Pack. pc. | Weight pc./kg | Index |
|--------|-------------------------------|-----------|---------------|----------------|
| ŁNT-1D | White RAL 9003 + Smoke | 12 | 1,085 | 0337-01 |

NORM: PN-EN-60669-1:2006
Switches: 10AX/230V~ screw terminals
Protection Degree IP44
Dimension: 65mm x 75mm x 46mm



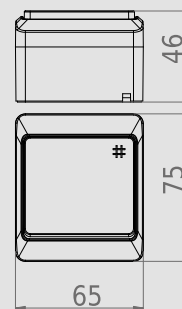
IP 44 ABS



HERMES IP 44 CROSSED SWITCH

| Type | Color | Pack. pc. | Weight pc./kg | Index |
|-------|-------------------------------|-----------|---------------|----------------|
| ŁNT-7 | White RAL 9003 + Smoke | 12 | 1,085 | 0338-01 |

NORM: PN-EN-60669-1:2006
Switches: 10AX/250V~ screw terminals
Protection Degree IP44
Dimension: 65mm x 75mm x 46mm



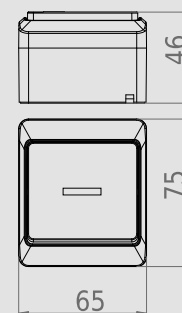
IP 44 ABS



HERMES IP 44 SINGLE POLE/TWO WAY SWITCH ILLUMINATED

| Type | Color | Pack. pc. | Weight pc./kg | Index |
|---------|------------------------------|-----------|---------------|----------------|
| ŁNT-1+n | White RAL 9003+ Smoke | 12 | 1,085 | 0341-01 |

NORM: PN-EN-60669-1:2006
Switches: 10AX/250V~ self-clamps
Protection Degree IP44
Dimension: 65mm x 75mm x 46mm



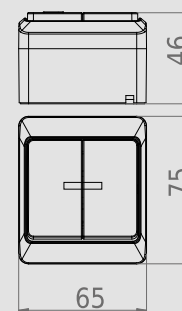
IP 44 ABS



HERMES IP 44 DOUBLE POLE SWITCH ILLUMINATED

| Type | Color | Pack. pc. | Weight pc./kg | Index |
|---------|------------------------------|-----------|---------------|----------------|
| ŁNT-5+n | White RAL 9003+ Smoke | 12 | 1,085 | 0342-01 |

NORM: PN-EN-60669-1:2006
Switches: 10AX/250V~ self-clamps
Protection Degree IP44
Dimension: 65mm x 75mm x 46mm



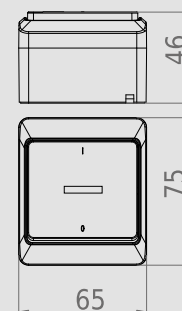
IP 44 ABS



HERMES IP 44 TWO POLE SWITCH ILLUMINATED

| Type | Color | Pack. pc. | Weight pc./kg | Index |
|---------|-------------------------------|-----------|---------------|----------------|
| ŁNT-2+n | White RAL 9003 + Smoke | 12 | 1,085 | 0343-01 |

NORM: PN-EN-60669-1:2006
Switches: 10AX/250V~ self-clamps
Protection Degree IP44
Dimension: 65mm x 75mm x 46mm



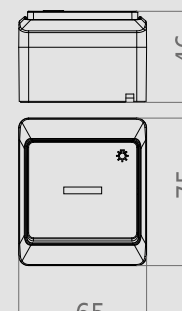
IP 44 ABS



HERMES IP 44 PUSH „LIGHT” SWITCH ILLUMINATED

| Type | Color | Pack. pc. | Weight pc./kg | Index |
|----------|-------------------------------|-----------|---------------|----------------|
| ŁNT-1S+n | White RAL 9003 + Smoke | 12 | 1,085 | 0346-01 |

NORM: PN-EN-60669-1:2006
Switches: 10AX/250V~ self-clamps
Protection Degree IP44
Dimension: 65mm x 75mm x 46mm



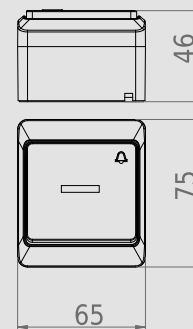
IP 44 **ABS**



HERMES IP 44 PUSH „BELL” SWITCH ILLUMINATED

| Type | Color | Pack. pc. | Weight pc./kg | Index |
|----------|-------------------------------|-----------|---------------|----------------|
| łNT-1D+n | White RAL 9003 + Smoke | 12 | 1,085 | 0347-01 |

NORM: PN-EN-60669-1:2006
 Switches: 10AX/250V~ self-clamps
 Protection Degree IP44
 Dimension: 65mm x 75mm x 46mm



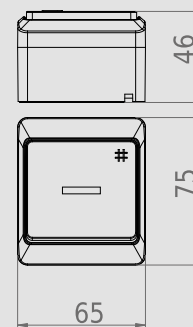
IP 44 **ABS**



HERMES IP 44 CROSSED SWITCH ILLUMINATED

| Type | Color | Pack. pc. | Weight pc./kg | Index |
|---------|-------------------------------|-----------|---------------|----------------|
| łNT-7+n | White RAL 9003 + Smoke | 12 | 1,085 | 0348-01 |

NORM: PN-EN-60669-1:2006
 Switches: 10AX/250V~ self-clamps
 Protection Degree IP44
 Dimension: 65mm x 75mm x 46mm



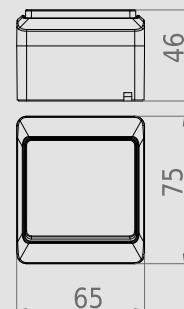
IP 44 ABS



HERMES IP 44 SINGLE POLE/TWO WAY SWITCH

| Type | Color | Pack. pc. | Weight pc./kg | Index |
|-------|----------------|-----------|---------------|---------|
| ŁNT-1 | Brown RAL 8028 | 12 | 1,085 | 0331-06 |

NORM: PN-EN-60669-1:2006
Switches: 10AX/250V~ screw terminals
Protection Degree IP44
Dimension: 65mm x 75mm x 46mm



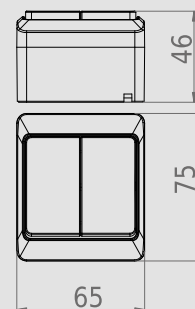
IP 44 ABS



HERMES IP 44 DOUBLE POLE SWITCH

| Type | Color | Pack. pc. | Weight pc./kg | Index |
|-------|----------------|-----------|---------------|---------|
| ŁNT-5 | Brown RAL 8028 | 12 | 1,085 | 0332-06 |

NORM: PN-EN-60669-1:2006
Switches: 10AX/250V~ screw terminals
Protection Degree IP44
Dimension: 65mm x 75mm x 46mm



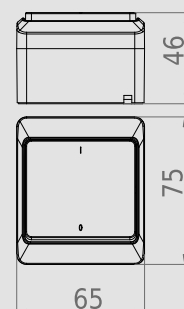
IP 44 ABS



HERMES IP 44 TWO POLES SWITCH

| Type | Color | Pack. pc. | Weight pc./kg | Index |
|-------|----------------|-----------|---------------|---------|
| ŁNT-2 | Brown RAL 8028 | 12 | 1,085 | 0333-06 |

NORM: PN-EN-60669-1:2006
Switches: 10AX/250V~ screw terminals
Protection Degree IP44
Dimension: 65mm x 75mm x 46mm



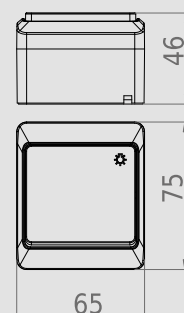
IP 44 ABS



HERMES IP 44 PUSH „LIGHT” SWITCH

| Type | Color | Pack. pc. | Weight pc./kg | Index |
|--------|----------------|-----------|---------------|---------|
| ŁNT-1S | Brown RAL 8028 | 12 | 1,085 | 0336-06 |

NORM: PN-EN-60669-1:2006
Switches: 10AX/230V~ screw terminals
Protection Degree IP44
Dimension: 65mm x 75mm x 46mm



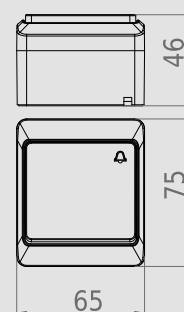
IP 44 ABS



HERMES IP 44 PUSH „BELL” SWITCH

| Type | Color | Pack. pc. | Weight pc./kg | Index |
|--------|----------------|-----------|---------------|---------|
| ŁNT-1D | Brown RAL 8028 | 12 | 1,085 | 0337-06 |

NORM: PN-EN-60669-1:2006
Switches: 10AX/230V~ screw terminals
Protection Degree IP44
Dimension: 65mm x 75mm x 46mm



IP
44

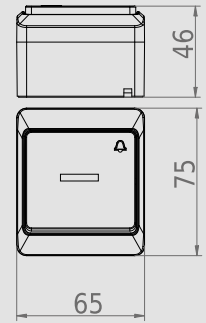
ABS



HERMES IP 44 PUSH „ BELL” SWITCH ILLUMINATED

| Type | Color | Pack. pc. | Weight pc./kg | Index |
|----------|----------------|--------------|------------------|----------------|
| łNT-1D+n | Brown RAL 8028 | 12 | 1,085 | 0347-06 |

NORM: PN-EN-60669-1:2006
Switches: 10AX/250V~ self-clamps
Protection Degree IP44
Dimension: 65mm x 75mm x 46mm



IP
44

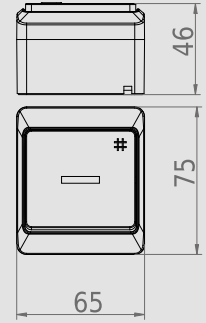
ABS



HERMES IP 44 CROSSED SWITCH ILLUMINATED

| Type | Color | Pack. pc. | Weight pc./kg | Index |
|---------|----------------|--------------|------------------|----------------|
| łNT-7+n | Brown RAL 8028 | 12 | 1,085 | 0348-06 |

NORM: PN-EN-60669-1:2006
Switches: 10AX/250V~ self-clamps
Protection Degree IP44
Dimension: 65mm x 75mm x 46mm



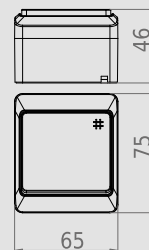
IP 44 **ABS**



HERMES IP 44 CROSSED SWITCH

| Type | Color | Pack. pc. | Weight pc./kg | Index |
|-------|----------------|-----------|---------------|----------------|
| ŁNT-7 | Brown RAL 8028 | 12 | 1,085 | 0338-06 |

NORM: PN-EN-60669-1:2006
Switches: 10AX/250V~ screw terminals
Protection Degree IP44
Dimension: 65mm x 75mm x 46mm



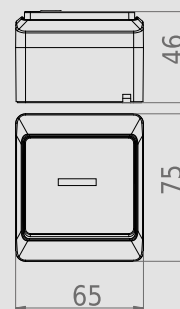
IP 44 **ABS**



HERMES IP 44 SINGLE POLE/TWO WAY SWITCH ILLUMINATED

| Type | Color | Pack. pc. | Weight pc./kg | Index |
|---------|----------------|-----------|---------------|----------------|
| ŁNT-1+n | Brown RAL 8028 | 12 | 1,085 | 0341-06 |

NORM: PN-EN-60669-1:2006
Switches: 10AX/250V~ self-clamps
Protection Degree IP44
Dimension: 65mm x 75mm x 46mm



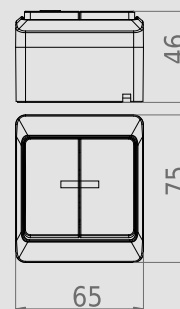
IP 44 **ABS**



HERMES IP 44 DOUBLE POLE SWITCH ILLUMINATED

| Type | Color | Pack. pc. | Weight pc./kg | Index |
|---------|----------------|-----------|---------------|----------------|
| ŁNT-5+n | Brown RAL 8028 | 12 | 1,085 | 0342-06 |

NORM: PN-EN-60669-1:2006
Switches: 10AX/250V~ self-clamps
Protection Degree IP44
Dimension: 65mm x 75mm x 46mm



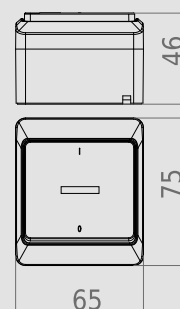
IP 44 **ABS**



HERMES IP 44 TWO POLE SWITCH ILLUMINATED

| Type | Color | Pack. pc. | Weight pc./kg | Index |
|---------|----------------|-----------|---------------|----------------|
| ŁNT-2+n | Brown RAL 8028 | 12 | 1,085 | 0343-06 |

NORM: PN-EN-60669-1:2006
Switches: 10AX/250V~ self-clamps
Protection Degree IP44
Dimension: 65mm x 75mm x 46mm



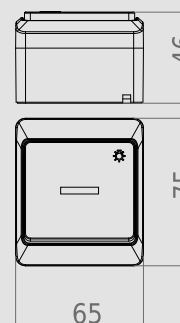
IP 44 **ABS**



HERMES IP 44 PUSH „ LIGHT” SWITCH ILLUMINATED

| Type | Color | Pack. pc. | Weight pc./kg | Index |
|----------|----------------|-----------|---------------|----------------|
| ŁNT-1S+n | Brown RAL 8028 | 12 | 1,085 | 0346-06 |

NORM: PN-EN-60669-1:2006
Switches: 10AX/250V~ self-clamps
Protection Degree IP44
Dimension: 65mm x 75mm x 46mm



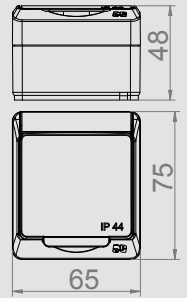
IP 44 ABS




HERMES IP 44 2P+Z SOCKET

| Type | Color | Pack. pc. | Weight pc./kg | Index |
|----------|----------------------|-----------|---------------|----------------|
| GNT 2P+Z | White RAL 9016+smoke | 12 | 1,085 | 0321-01 |

NORM: PN-IEC-60884-1:2006
Sockets: 16A/250V~ screw terminals
Protection Degree IP44
Dimension: 65 mm x 75 mm x 48mm



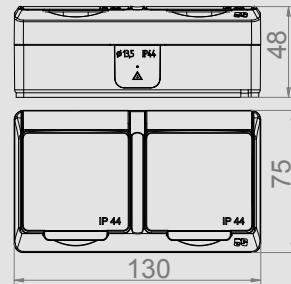
IP 44 ABS




HERMES IP 44 2X2P+Z SOCKET

| Type | Color | Pack. pc. | Weight pc./kg | Index |
|------------|----------------------|-----------|---------------|----------------|
| GNT 2x2P+Z | White RAL 9016+smoke | 12 | 2,24 | 0322-01 |

NORM: PN-IEC-60884-1:2006
Sockets: 16A/250V~ screw terminals
Protection Degree IP44
Dimension: 130 mm x 75 mm x 48mm



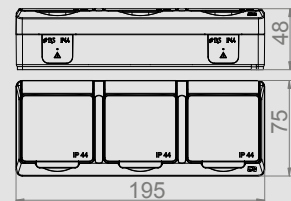
IP 44 ABS



HERMES IP 44 3X2P+Z SOCKET

| Type | Color | Pack. pc. | Weight pc./kg | Index |
|------------|----------------------|-----------|---------------|----------------|
| GNT 3x2P+Z | White RAL 9016+smoke | 4 | 1,14 | 0323-01 |

NORM: PN-IEC-60884-1:2006
Sockets: 16A/250V~ screw terminals
Protection Degree IP44
Dimension: 195 mm x 75 mm x 48mm



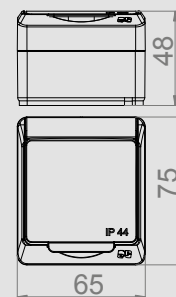
IP 44 ABS



HERMES IP 44 2P+Z SOCKET

| Type | Color | Pack. pc. | Weight pc./kg | Index |
|----------|----------------|-----------|---------------|----------------|
| GNT 2P+Z | White RAL 9016 | 12 | 1,085 | 0321-02 |

NORM: PN-IEC-60884-1:2006
Sockets: 16A/250V~ screw terminals
Protection Degree IP44
Dimension: 65 mm x 75 mm x 48mm



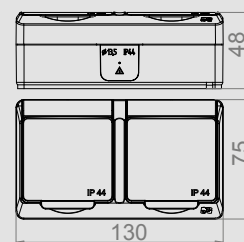
IP 44 ABS



HERMES IP 44 2X2P+Z SOCKET

| Type | Color | Pack. pc. | Weight pc./kg | Index |
|------------|----------------|-----------|---------------|----------------|
| GNT 2x2P+Z | White RAL 9016 | 12 | 2,24 | 0322-02 |

NORM: PN-IEC-60884-1:2006
Sockets: 16A/250V~ screw terminals
Protection Degree IP44
Dimension: 130 mm x 75 mm x 48mm



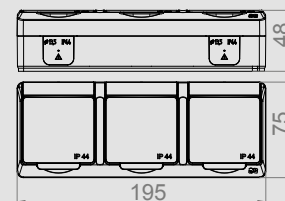
IP 44 ABS



HERMES IP 44 3X2P+Z SOCKET

| Type | Color | Pack. pc. | Weight pc./kg | Index |
|------------|----------------|-----------|---------------|----------------|
| GNT 3x2P+Z | White RAL 9016 | 4 | 1,14 | 0323-02 |

NORM: PN-IEC-60884-1:2006
Sockets: 16A/250V~ screw terminals
Protection Degree IP44
Dimension: 195 mm x 75 mm x 48mm



IP 44 ABS

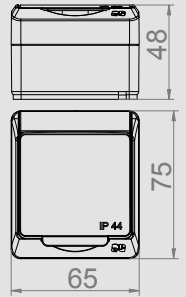


HERMES IP 44 2P+Z SOCKET



| Type | Color | Pack. pc. | Weight pc./kg | Index |
|----------|----------------|-----------|---------------|---------|
| GNT 2P+Z | Brown RAL 8028 | 12 | 1,085 | 0321-05 |

NORM: PN-IEC-60884-1:2006
Sockets: 16A/250V~ screw terminals
Protection Degree IP44
Dimension: 65 mm x 75 mm x 48mm



IP 44 ABS

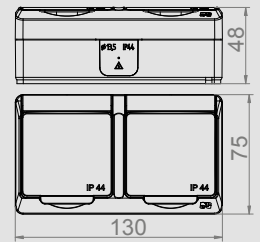


HERMES IP 44 2X2P+Z SOCKET



| Type | Color | Pack. pc. | Weight pc./kg | Index |
|------------|----------------|-----------|---------------|---------|
| GNT 2x2P+Z | Brown RAL 8028 | 12 | 2,24 | 0322-05 |

NORM: PN-IEC-60884-1:2006
Sockets: 16A/250V~ screw terminals
Protection Degree IP44
Dimension: 130 mm x 75 mm x 48mm



IP 44 ABS

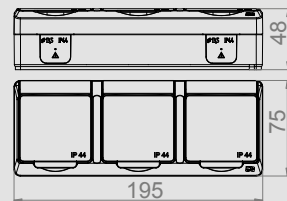


HERMES IP 44 3X2P+Z SOCKET



| Type | Color | Pack. pc. | Weight pc./kg | Index |
|------------|----------------|-----------|---------------|---------|
| GNT 3x2P+Z | Brown RAL 8028 | 4 | 1,14 | 0323-05 |

NORM: PN-IEC-60884-1:2006
Sockets: 16A/250V~ screw terminals
Protection Degree IP44
Dimension: 195 mm x 75 mm x 48mm

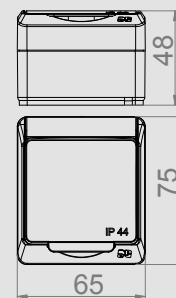




HERMES IP 44 2P+Z SOCKET

| Type | Color | Pack. pc. | Weight pc./kg | Index |
|----------|----------------|-----------|---------------|---------|
| GNT 2P+Z | Brown RAL 8028 | 12 | 1,085 | 0321-06 |

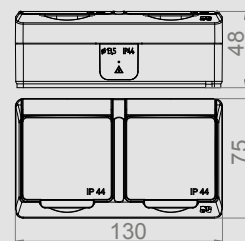
NORM: PN-IEC-60884-1:2006
Sockets: 16A/250V~ screw terminals
Protection Degree IP44
Dimension: 65 mm x 75 mm x 48mm



HERMES IP 44 2X2P+Z SOCKET

| Type | Color | Pack. pc. | Weight pc./kg | Index |
|------------|----------------|-----------|---------------|---------|
| GNT 2x2P+Z | Brown RAL 8028 | 12 | 2,24 | 0322-06 |

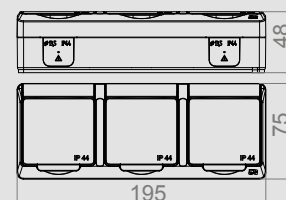
NORM: PN-IEC-60884-1:2006
Sockets: 16A/250V~ screw terminals
Protection Degree IP44
Dimension: 130 mm x 75 mm x 48mm



HERMES IP 44 3X2P+Z SOCKET

| Type | Color | Pack. pc. | Weight pc./kg | Index |
|------------|----------------|-----------|---------------|---------|
| GNT 3x2P+Z | Brown RAL 8028 | 4 | 1,14 | 0323-06 |

NORM: PN-IEC-60884-1:2006
Sockets: 16A/250V~ screw terminals
Protection Degree IP44
Dimension: 195 mm x 75 mm x 48mm



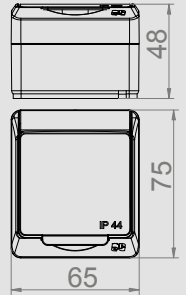
IP 44 **ABS**



HERMES IP 44 2P+Z SCHUKO SOCKET

| Type | Color | Pack. pc. | Weight pc./kg | Index |
|-----------------|----------------------|-----------|---------------|----------------|
| GNT 2P+Z schuko | White RAL 9016+smoke | 12 | 1,085 | 0324-01 |

NORM: PN-IEC-60884-1:2006
Sockets: 16A/250V~ screw terminals
Protection Degree IP44
Dimension: 65 mm x 75 mm x 48mm



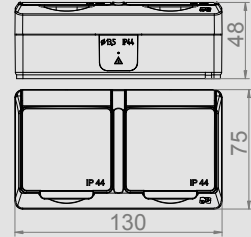
IP 44 **ABS**



HERMES IP 44 2X2P+Z SCHUKO SOCKET

| Type | Color | Pack. pc. | Weight pc./kg | Index |
|-------------------|----------------------|-----------|---------------|----------------|
| GNT 2x2P+Z schuko | White RAL 9016+smoke | 12 | 2,24 | 0325-01 |

NORM: PN-IEC-60884-1:2006
Sockets: 16A/250V~ screw terminals
Protection Degree IP44
Dimension: 130 mm x 75 mm x 48mm



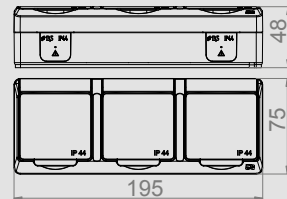
IP 44 **ABS**



HERMES IP 44 3X2P+Z SCHUKO SOCKET

| Type | Color | Pack. pc. | Weight pc./kg | Index |
|-------------------|----------------------|-----------|---------------|----------------|
| GNT 3x2P+Z schuko | White RAL 9016+smoke | 4 | 1,14 | 0326-01 |

NORM: PN-IEC-60884-1:2006
Sockets: 16A/250V~ screw terminals
Protection Degree IP44
Dimension: 195 mm x 75 mm x 48mm



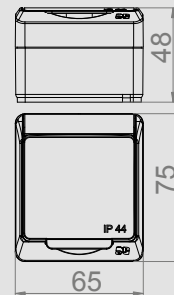
IP 44 ABS



HERMES IP 44 2P+Z SCHUKO SOCKET

| Type | Color | Pack. pc. | Weight pc./kg | Index |
|-----------------|----------------|-----------|---------------|----------------|
| GNT 2P+Z schuko | White RAL 9016 | 12 | 1,085 | 0324-02 |

NORM: PN-IEC-60884-1:2006
Sockets: 16A/250V~ screw terminals
Protection Degree IP44
Dimension: 65 mm x 75 mm x 48mm



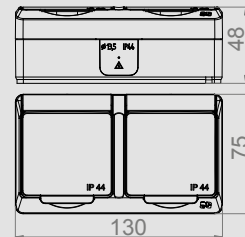
IP 44 ABS



HERMES IP 44 2X2P+Z SCHUKO SOCKET

| Type | Color | Pack. pc. | Weight pc./kg | Index |
|-------------------|----------------|-----------|---------------|----------------|
| GNT 2x2P+Z schuko | White RAL 9016 | 12 | 2,24 | 0325-02 |

NORM: PN-IEC-60884-1:2006
Sockets: 16A/250V~ screw terminals
Protection Degree IP44
Dimension: 130mm x 75 mm x 48mm



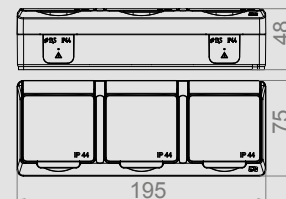
IP 44 ABS



HERMES IP 44 3X2P+Z SCHUKO SOCKET

| Type | Color | Pack. pc. | Weight pc./kg | Index |
|-------------------|----------------|-----------|---------------|----------------|
| GNT 3x2P+Z schuko | White RAL 9016 | 4 | 1,14 | 0326-02 |

NORM: PN-IEC-60884-1:2006
Sockets: 16A/250V~ screw terminals
Protection Degree IP44
Dimension: 195 mm x 75 mm x 48mm



IP 44 ABS

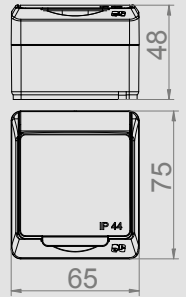


HERMES IP 44 2P+Z SCHUKO SOCKET



| Type | Color | Pack. pc. | Weight pc./kg | Index |
|-----------------|----------------|-----------|---------------|---------|
| GNT 2P+Z schuko | Brown RAL 8028 | 12 | 1,085 | 0324-05 |

NORM: PN-IEC-60884-1:2006
Sockets: 16A/250V~ screw terminals
Protection Degree IP44
Dimension: 65 mm x 75 mm x 48mm



IP 44 ABS

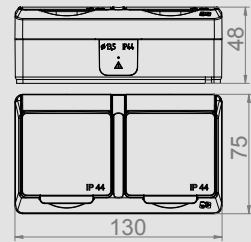


HERMES IP 44 2X2P+Z SCHUKO SOCKET



| Type | Color | Pack. pc. | Weight pc./kg | Index |
|-------------------|----------------|-----------|---------------|---------|
| GNT 2x2P+Z schuko | Brown RAL 8028 | 12 | 2,24 | 0325-05 |

NORM: PN-IEC-60884-1:2006
Sockets: 16A/250V~ screw terminals
Protection Degree IP44
Dimension: 130 mm x 75 mm x 48mm



IP 44 ABS

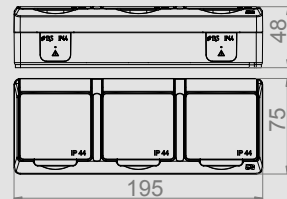


HERMES IP 44 3X2P+Z SCHUKO SOCKET



| Type | Color | Pack. pc. | Weight pc./kg | Index |
|-------------------|----------------|-----------|---------------|---------|
| GNT 3x2P+Z schuko | Brown RAL 8028 | 4 | 1,14 | 0326-05 |

NORM: PN-IEC-60884-1:2006
Sockets: 16A/250V~ screw terminals
Protection Degree IP44
Dimension: 195 mm x 75 mm x 48mm



IP 44 ABS

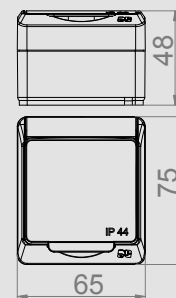


HERMES IP 44 2P+Z SCHUKO SOCKET



| Type | Color | Pack. pc. | Weight pc./kg | Index |
|-----------------|----------------|-----------|---------------|---------|
| GNT 2P+Z schuko | Brown RAL 8028 | 12 | 1,085 | 0324-06 |

NORM: PN-IEC-60884-1:2006
Sockets: 16A/250V~ screw terminals
Protection Degree IP44
Dimension: 65 mm x 75 mm x 48mm



IP 44 ABS

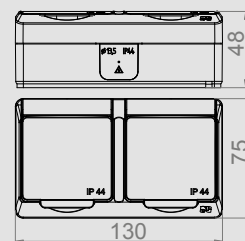


HERMES IP 44 2X2P+Z SCHUKO SOCKET



| Type | Color | Pack. pc. | Weight pc./kg | Index |
|-------------------|----------------|-----------|---------------|---------|
| GNT 2x2P+Z schuko | Brown RAL 8028 | 12 | 2,24 | 0325-06 |

NORM: PN-IEC-60884-1:2006
Sockets: 16A/250V~ screw terminals
Protection Degree IP44
Dimension: 130 mm x 75 mm x 48mm



IP 44 ABS

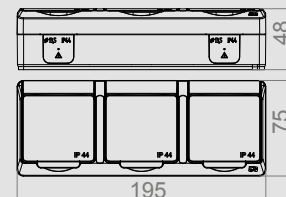


HERMES IP 44 3X2P+Z SCHUKO SOCKET



| Type | Color | Pack. pc. | Weight pc./kg | Index |
|-------------------|----------------|-----------|---------------|---------|
| GNT 3x2P+Z schuko | Brown RAL 8028 | 4 | 1,14 | 0326-06 |

NORM: PN-IEC-60884-1:2006
Sockets: 16A/250V~ screw terminals
Protection Degree IP44
Dimension: 195 mm x 75 mm x 48mm



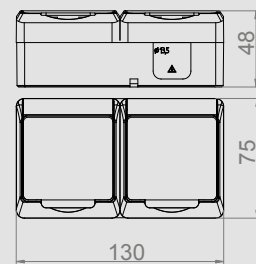
IP 44 ABS



HERMES IP 44 2P+Z SOCKET + SINGLE POLE SWITCH

| Type | Color | Pack. pc. | Weight pc./kg | Index |
|----------------|------------------------|-----------|---------------|----------------|
| ŁNT-1+GNT 2P+Z | White RAL 9003 + smoke | 12 | 1,085 | 0327-11 |

NORM: PN-EN-60669-1:2006, PN-IEC-60884-1:2006
Sockets: 16A/250V~ screw terminals
Protection Degree IP44
Dimension: 130 mm x 75 mm x 48mm



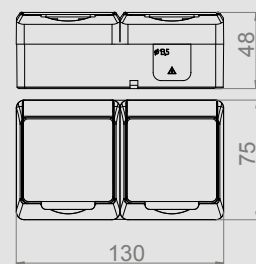
IP 44 ABS



HERMES IP 44 2P+Z SOCKET + SINGLE POLE SWITCH

| Type | Color | Pack. pc. | Weight pc./kg | Index |
|----------------|----------------|-----------|---------------|----------------|
| ŁNT-1+GNT 2P+Z | White RAL 9003 | 12 | 2,24 | 0327-12 |

NORM: PN-EN-60669-1:2006, PN-IEC-60884-1:2006
Sockets: 16A/250V~ screw terminals
Protection Degree IP44
Dimension: 130 mm x 75 mm x 48mm



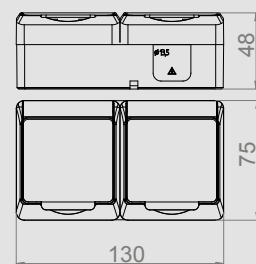
IP 44 ABS



HERMES IP 44 2P+Z SOCKET + DOUBLE POLE SWITCH

| Type | Color | Pack. pc. | Weight pc./kg | Index |
|----------------|------------------------|-----------|---------------|----------------|
| ŁNT-5+GNT 2P+Z | White RAL 9003 + smoke | 12 | 2,24 | 0327-13 |

NORM: PN-EN-60669-1:2006, PN-IEC-60884-1:2006
Sockets: 16A/250V~ screw terminals
Protection Degree IP44
Dimension: 130 mm x 75 mm x 48mm



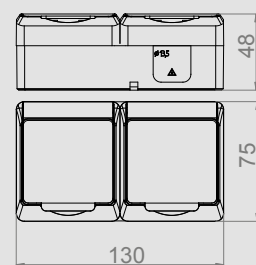
IP 44 ABS



HERMES IP 44 2P+Z SOCKET + DOUBLE POLE SWITCH

| Type | Color | Pack. pc. | Weight pc./kg | Index |
|----------------|----------------|-----------|---------------|----------------|
| ŁNT-5+GNT 2P+Z | White RAL 9003 | 12 | 2,24 | 0327-14 |

NORM: PN-EN-60669-1:2006, PN-IEC-60884-1:2006
Sockets: 16A/250V~ screw terminals
Protection Degree IP44
Dimension: 130 mm x 75 mm x 48mm



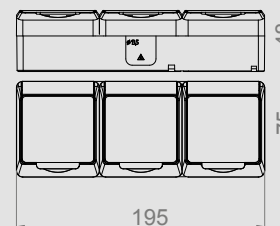
IP 44 ABS





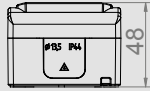
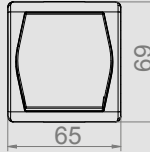


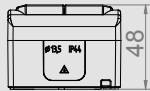
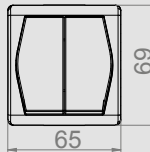


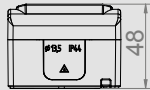
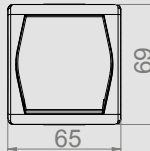


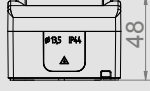
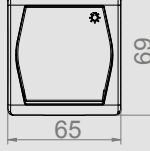


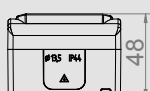
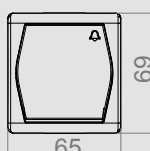


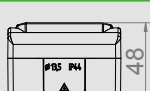

HERMES IP 44 2X2P+Z SOCKET + SINGLE POLE SWITCH

| Type | Color | Pack. pc. | Weight pc./kg | Index |
|------------------|------------------------|-----------|---------------|----------------|
| ŁNT-1+GNT 2x2P+Z | White RAL 9003 + smoke | 4 | 1,14 | 0327-21 |

NORM: PN-EN-60669-1:2006, PN-IEC-60884-1:2006
Sockets: 16A/250V~ screw terminals
Protection Degree IP44
Dimension: 195 mm x 75 mm x 48mm



HERMES 2 HERMETIC SWITCHES

|   | <h3>HERMES 2 IP 44 SINGLE POLE SWITCH</h3> <table border="1"> <thead> <tr> <th>Type</th> <th>Color</th> <th>Pack. pc.</th> <th>Weight pc./kg</th> <th>Index</th> </tr> </thead> <tbody> <tr> <td rowspan="4">ŁNT-1</td> <td>White RAL 9016</td> <td rowspan="4">12</td> <td rowspan="4">1,18</td> <td>1001-00</td> </tr> <tr> <td>White+smoke*</td> <td>1001-01</td> </tr> <tr> <td>Cream*</td> <td>1001-10</td> </tr> <tr> <td>Brown RAL 8028*</td> <td>1001-20</td> </tr> </tbody> </table> <p>NORM: PN-EN-60669-1:2006 Switches: 10AX/250V- screw terminals Protection Degree IP44 Dimension: 65mm x 69mm x 48mm</p> | Type | Color | Pack. pc. | Weight pc./kg | Index | ŁNT-1 | White RAL 9016 | 12 | 1,18 | 1001-00 | White+smoke* | 1001-01 | Cream* | 1001-10 | Brown RAL 8028* | 1001-20 |   |
|---|---|-----------|---------------|-----------|---------------|-------|--------|----------------|----|-------|---------|--------------|---------|--------|---------|-----------------|---------|---|
| Type | Color | Pack. pc. | Weight pc./kg | Index | | | | | | | | | | | | | | |
| ŁNT-1 | White RAL 9016 | 12 | 1,18 | 1001-00 | | | | | | | | | | | | | | |
| | White+smoke* | | | 1001-01 | | | | | | | | | | | | | | |
| | Cream* | | | 1001-10 | | | | | | | | | | | | | | |
| | Brown RAL 8028* | | | 1001-20 | | | | | | | | | | | | | | |
|   | <h3>HERMES 2 IP 44 DOUBLE POLE SWITCH</h3> <table border="1"> <thead> <tr> <th>Type</th> <th>Color</th> <th>Pack. pc.</th> <th>Weight pc./kg</th> <th>Index</th> </tr> </thead> <tbody> <tr> <td rowspan="4">ŁNT-5</td> <td>White RAL 9016</td> <td rowspan="4">12</td> <td rowspan="4">1,18</td> <td>1002-00</td> </tr> <tr> <td>White+smoke*</td> <td>1002-01</td> </tr> <tr> <td>Cream*</td> <td>1002-10</td> </tr> <tr> <td>Brown RAL 8028*</td> <td>1002-20</td> </tr> </tbody> </table> <p>NORM: PN-EN-60669-1:2006 Switches: 10AX/250V- screw terminals Protection Degree IP44 Dimension: 65mm x 69mm x 48mm</p> | Type | Color | Pack. pc. | Weight pc./kg | Index | ŁNT-5 | White RAL 9016 | 12 | 1,18 | 1002-00 | White+smoke* | 1002-01 | Cream* | 1002-10 | Brown RAL 8028* | 1002-20 |   |
| Type | Color | Pack. pc. | Weight pc./kg | Index | | | | | | | | | | | | | | |
| ŁNT-5 | White RAL 9016 | 12 | 1,18 | 1002-00 | | | | | | | | | | | | | | |
| | White+smoke* | | | 1002-01 | | | | | | | | | | | | | | |
| | Cream* | | | 1002-10 | | | | | | | | | | | | | | |
| | Brown RAL 8028* | | | 1002-20 | | | | | | | | | | | | | | |
|   | <h3>HERMES 2 IP 44 TWO WAY SWITCH</h3> <table border="1"> <thead> <tr> <th>Type</th> <th>Color</th> <th>Pack. pc.</th> <th>Weight pc./kg</th> <th>Index</th> </tr> </thead> <tbody> <tr> <td rowspan="4">ŁNT-3</td> <td>White RAL 9016</td> <td rowspan="4">12</td> <td rowspan="4">1,18</td> <td>1003-00</td> </tr> <tr> <td>White+smoke*</td> <td>1003-01</td> </tr> <tr> <td>Cream*</td> <td>1003-10</td> </tr> <tr> <td>Brown RAL 8028*</td> <td>1003-20</td> </tr> </tbody> </table> <p>NORM: PN-EN-60669-1:2006 Switches: 10AX/250V- screw terminals Protection Degree IP44 Dimension: 65mm x 69mm x 48mm</p> | Type | Color | Pack. pc. | Weight pc./kg | Index | ŁNT-3 | White RAL 9016 | 12 | 1,18 | 1003-00 | White+smoke* | 1003-01 | Cream* | 1003-10 | Brown RAL 8028* | 1003-20 |   |
| Type | Color | Pack. pc. | Weight pc./kg | Index | | | | | | | | | | | | | | |
| ŁNT-3 | White RAL 9016 | 12 | 1,18 | 1003-00 | | | | | | | | | | | | | | |
| | White+smoke* | | | 1003-01 | | | | | | | | | | | | | | |
| | Cream* | | | 1003-10 | | | | | | | | | | | | | | |
| | Brown RAL 8028* | | | 1003-20 | | | | | | | | | | | | | | |
|   | <h3>HERMES 2 IP 44 PUSH „LIGHT” SWITCH</h3> <table border="1"> <thead> <tr> <th>Type</th> <th>Color</th> <th>Pack. pc.</th> <th>Weight pc./kg</th> <th>Index</th> </tr> </thead> <tbody> <tr> <td rowspan="4">ŁNT-1S</td> <td>White RAL 9016</td> <td rowspan="4">12</td> <td rowspan="4">1,18</td> <td>1004-00</td> </tr> <tr> <td>White+smoke*</td> <td>1004-01</td> </tr> <tr> <td>Cream*</td> <td>1004-10</td> </tr> <tr> <td>Brown RAL 8028*</td> <td>1004-20</td> </tr> </tbody> </table> <p>NORM: PN-EN-60669-1:2006 Switches: 10AX/250V- screw terminals Protection Degree IP44 Dimension: 65mm x 69mm x 48mm</p> | Type | Color | Pack. pc. | Weight pc./kg | Index | ŁNT-1S | White RAL 9016 | 12 | 1,18 | 1004-00 | White+smoke* | 1004-01 | Cream* | 1004-10 | Brown RAL 8028* | 1004-20 |   |
| Type | Color | Pack. pc. | Weight pc./kg | Index | | | | | | | | | | | | | | |
| ŁNT-1S | White RAL 9016 | 12 | 1,18 | 1004-00 | | | | | | | | | | | | | | |
| | White+smoke* | | | 1004-01 | | | | | | | | | | | | | | |
| | Cream* | | | 1004-10 | | | | | | | | | | | | | | |
| | Brown RAL 8028* | | | 1004-20 | | | | | | | | | | | | | | |
|   | <h3>HERMES 2 IP 44 PUSH „BELL” SWITCH</h3> <table border="1"> <thead> <tr> <th>Type</th> <th>Color</th> <th>Pack. pc.</th> <th>Weight pc./kg</th> <th>Index</th> </tr> </thead> <tbody> <tr> <td rowspan="4">ŁNT-1D</td> <td>White RAL 9016</td> <td rowspan="4">12</td> <td rowspan="4">1,18</td> <td>1005-00</td> </tr> <tr> <td>White+smoke*</td> <td>1005-01</td> </tr> <tr> <td>Cream*</td> <td>1005-10</td> </tr> <tr> <td>Brown RAL 8028*</td> <td>1005-20</td> </tr> </tbody> </table> <p>NORM: PN-EN-60669-1:2006 Switches: 10AX/250V- screw terminals Protection Degree IP44 Dimension: 65mm x 69mm x 48mm</p> | Type | Color | Pack. pc. | Weight pc./kg | Index | ŁNT-1D | White RAL 9016 | 12 | 1,18 | 1005-00 | White+smoke* | 1005-01 | Cream* | 1005-10 | Brown RAL 8028* | 1005-20 |   |
| Type | Color | Pack. pc. | Weight pc./kg | Index | | | | | | | | | | | | | | |
| ŁNT-1D | White RAL 9016 | 12 | 1,18 | 1005-00 | | | | | | | | | | | | | | |
| | White+smoke* | | | 1005-01 | | | | | | | | | | | | | | |
| | Cream* | | | 1005-10 | | | | | | | | | | | | | | |
| | Brown RAL 8028* | | | 1005-20 | | | | | | | | | | | | | | |
|   | <h3>HERMES 2 IP 44 CROSSED SWITCH</h3> <table border="1"> <thead> <tr> <th>Type</th> <th>Color</th> <th>Pack. pc.</th> <th>Weight pc./kg</th> <th>Index</th> </tr> </thead> <tbody> <tr> <td rowspan="4">ŁNT-7</td> <td>White RAL 9016</td> <td rowspan="4">12</td> <td rowspan="4">1,085</td> <td>1006-00</td> </tr> <tr> <td>White+smoke*</td> <td>1006-01</td> </tr> <tr> <td>Cream*</td> <td>1006-10</td> </tr> <tr> <td>Brown RAL 8028*</td> <td>1006-20</td> </tr> </tbody> </table> <p>NORM: PN-EN-60669-1:2006 Switches: 10AX/250V- screw terminals Protection Degree IP44 Dimension: 65mm x 69mm x 48mm</p> | Type | Color | Pack. pc. | Weight pc./kg | Index | ŁNT-7 | White RAL 9016 | 12 | 1,085 | 1006-00 | White+smoke* | 1006-01 | Cream* | 1006-10 | Brown RAL 8028* | 1006-20 |   |
| Type | Color | Pack. pc. | Weight pc./kg | Index | | | | | | | | | | | | | | |
| ŁNT-7 | White RAL 9016 | 12 | 1,085 | 1006-00 | | | | | | | | | | | | | | |
| | White+smoke* | | | 1006-01 | | | | | | | | | | | | | | |
| | Cream* | | | 1006-10 | | | | | | | | | | | | | | |
| | Brown RAL 8028* | | | 1006-20 | | | | | | | | | | | | | | |

*on individual customer's order, extended waiting period

HERMES 2 HERMETIC SOCKETS



IP 44 **ABS**

HERMES 2 IP 44 2P+Z SOCKET

| Type | Color | Pack. pc. | Weight pc./kg | Index |
|----------|-----------------|-----------|---------------|----------------|
| GNT 2P+Z | White RAL 9016 | 12 | 1,18 | 1021-00 |
| | Cream* | | | 1021-10 |
| | Cream+smoke* | | | 1021-11 |
| | Brown RAL 8028* | | | 1021-20 |

NORM: PN-IEC-60884-1:2006
Sockets: 16A/250V~ screw terminals
Protection Degree IP44
Dimension: 65mm x 69mm x 48mm

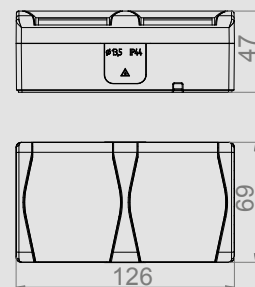


IP 44 **ABS**

HERMES 2 IP 44 SOCKET 2X2P+Z SOCKET

| Type | Color | Pack. pc. | Weight pc./kg | Index |
|------------|-----------------|-----------|---------------|----------------|
| GNT 2x2P+Z | White RAL 9016 | 12 | 1,36 | 1022-00 |
| | Cream* | | | 1022-10 |
| | Cream+smoke* | | | 1022-11 |
| | Brown RAL 8028* | | | 1022-20 |

NORM: PN-IEC-60884-1:2006
Sockets: 16A/250V~ screw terminals
Protection Degree IP44
Dimension: 126 mm x 69 mm x 47mm

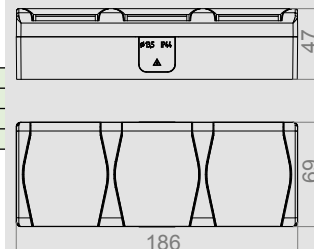


IP 44 **ABS**

HERMES 2 IP 44 SOCKET 3X2P+Z SOCKET

| Type | Color | Pack. pc. | Weight pc./kg | Index |
|------------|-----------------|-----------|---------------|----------------|
| GNT 3x2P+Z | White RAL 9016 | 4 | 1,00 | 1023-00 |
| | Cream* | | | 1023-10 |
| | Cream+smoke* | | | 1023-11 |
| | Brown RAL 8028* | | | 1023-20 |

NORM: PN-IEC-60884-1:2006
Sockets: 16A/250V~ screw terminals
Protection Degree IP44
Dimension: 186 mm x 69 mm x 47mm



IP 44 **ABS**

HERMES 2 IP 44 2P+Z SOCKET

| Type | Color | Pack. pc. | Weight pc./kg | Index |
|----------|----------------|-----------|---------------|----------------|
| GNT 2P+Z | White RAL 9016 | 12 | 1,18 | 1021-01 |

NORM: PN-IEC-60884-1:2006
Sockets: 16A/250V~ screw terminals
Protection Degree IP44
Dimension: 65mm x 69mm x 48mm

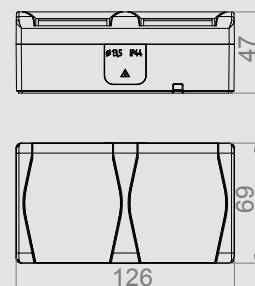


IP 44 **ABS**

HERMES 2 IP 44 2X2P+Z SOCKET

| Type | Color | Pack. pc. | Weight pc./kg | Index |
|------------|----------------|-----------|---------------|----------------|
| GNT 2x2P+Z | White RAL 9016 | 12 | 1,36 | 1022-01 |

NORM: PN-IEC-60884-1:2006
Sockets: 16A/250V~ screw terminals
Protection Degree IP44
Dimension: 126 mm x 69 mm x 47mm

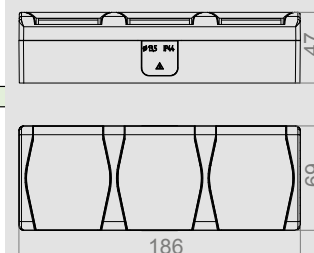


IP 44 **ABS**

HERMES 2 IP 44 3X2P+Z SOCKET

| Type | Color | Pack. pc. | Weight pc./kg | Index |
|------------|----------------|-----------|---------------|----------------|
| GNT 3x2P+Z | White RAL 9016 | 12 | 1,00 | 1023-01 |

NORM: PN-IEC-60884-1:2006
Sockets: 16A/250V~ screw terminals
Protection Degree IP44
Dimension: 186 mm x 69 mm x 47mm



*on individual customer's order, extended waiting period

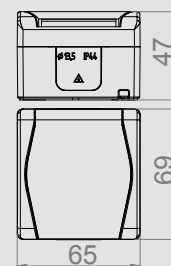
HERMES 2 HERMETIC SOCKETS



HERMES 2 IP 44 2P+Z SCHUKO SOCKET

| Type | Color | Pack. pc. | Weight pc./kg | Index |
|----------|-----------------|-----------|---------------|----------------|
| GNT 2P+Z | White RAL 9016 | 12 | 1,18 | 1024-00 |
| | Cream* | | | 1024-10 |
| | Cream+smoke* | | | 1024-11 |
| | Brown RAL 8028* | | | 1024-20 |

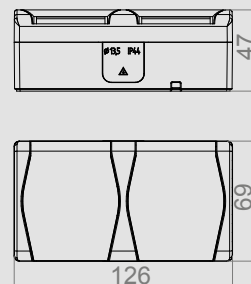
NORM: PN-IEC-60884-1:2006
Sockets: 16A/250V~ screw terminals
Protection Degree IP44
Dimension: 65 mm x 69 mm x 47mm



HERMES 2 IP 44 2X2P+Z SCHUKO SOCKET

| Type | Color | Pack. pc. | Weight pc./kg | Index |
|-------------------|-----------------|-----------|---------------|----------------|
| GNT 2x2P+Z schuko | White RAL 9016 | 4 | 1,36 | 1025-00 |
| | Cream* | | | 1025-10 |
| | Cream+smoke* | | | 1025-11 |
| | Brown RAL 8028* | | | 1025-20 |

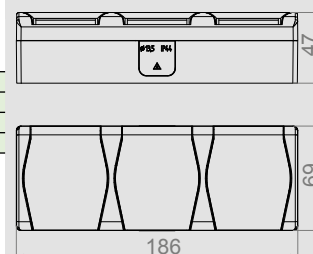
NORM: PN-IEC-60884-1:2006
Sockets: 16A/250V~ screw terminals
Protection Degree IP44
Dimension: 126 mm x 69 mm x 47mm



HERMES 2 IP 44 3X2P+Z SCHUKO SOCKET

| Type | Color | Pack. pc. | Weight pc./kg | Index |
|-------------------|-----------------|-----------|---------------|----------------|
| GNT 3x2P+Z schuko | White RAL 9016 | 4 | 1,00 | 1026-00 |
| | Cream* | | | 1026-10 |
| | Cream+smoke* | | | 1026-11 |
| | Brown RAL 8028* | | | 1026-20 |

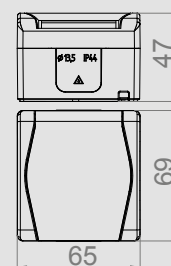
NORM: PN-IEC-60884-1:2006
Sockets: 16A/250V~ screw terminals
Protection Degree IP44
Dimension: 186 mm x 69 mm x 47mm



HERMES 2 IP 44 2P+Z SCHUKO SOCKET

| Type | Color | Pack. pc. | Weight pc./kg | Index |
|-----------------|----------------|-----------|---------------|----------------|
| GNT 2P+Z schuko | White RAL 9016 | 12 | 1,18 | 1024-01 |

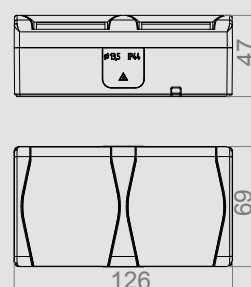
NORM: PN-IEC-60884-1:2006
Sockets: 16A/250V~ screw terminals
Protection Degree IP44
Dimension: 65mm x 69mm x 48mm



HERMES 2 IP 44 2X2P+Z SCHUKO SOCKET

| Type | Color | Pack. pc. | Weight pc./kg | Index |
|-------------------|----------------|-----------|---------------|----------------|
| GNT 2x2P+Z schuko | White RAL 9016 | 12 | 1,36 | 1025-01 |

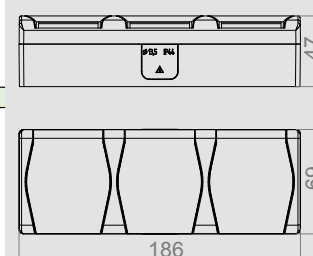
NORM: PN-IEC-60884-1:2006
Sockets: 16A/250V~ screw terminals
Protection Degree IP44
Dimension: 126 mm x 69 mm x 47mm



HERMES 2 IP 44 3X2P+Z SCHUKO SOCKET

| Type | Color | Pack. pc. | Weight pc./kg | Index |
|-------------------|----------------|-----------|---------------|----------------|
| GNT 3x2P+Z schuko | White RAL 9016 | 12 | 1,00 | 1026-01 |

NORM: PN-IEC-60884-1:2006
Sockets: 16A/250V~ screw terminals
Protection Degree IP44
Dimension: 186 mm x 69 mm x 47mm



*on individual customer's order, extended waiting period

NEW



Surface-mounted series
BERG®



Well-ried
screw mechanism 16A

Small size
62 x 62mm



Advantages:

- small size
- high quality plastic > PA <
- screw mechanisms
- 16A sockets
- 10A circuit breakers
- the ability to insert cables from both the bottom and the side
- optional shields of current paths in sockets
- compact design
- extraordinary space for connecting wires
- a minimalist design that fits any interior
- ideal for the modernization of an existing installation

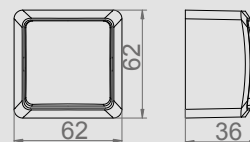
IP 20 PA



BERG SINGLE POLE SWITCH

| Type | Color | Pack. pc. | Weight pc./kg | Index |
|-------|----------------|-----------|---------------|----------------|
| ŁNT-1 | White RAL 9003 | 10 | 1,085 | 3710-00 |

NORM: PN-EN-60669-1:2006
Switches: 10AX/250V~ screw terminals
Protection Degree IP20
Dimension: 62 x 62 x 36mm



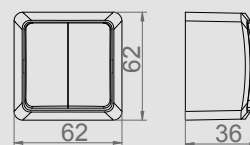
IP 20 PA



BERG DOUBLE POLE SWITCH

| Type | Color | Pack. pc. | Weight pc./kg | Index |
|-------|----------------|-----------|---------------|----------------|
| ŁNT-5 | White RAL 9003 | 10 | 1,085 | 3711-00 |

NORM: PN-EN-60669-1:2006
Switches: 10AX/250V~ screw terminals
Protection Degree IP20
Dimension: 62 x 62 x 36mm



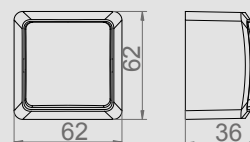
IP 20 PA



BERG TWO WAY SWITCH

| Type | Color | Pack. pc. | Weight pc./kg | Index |
|-------|----------------|-----------|---------------|----------------|
| ŁNT-3 | White RAL 9003 | 10 | 1,085 | 3712-00 |

NORM: PN-EN-60669-1:2006
Switches: 10AX/250V~ screw terminals
Protection Degree IP20
Dimension: 62 x 62 x 36mm



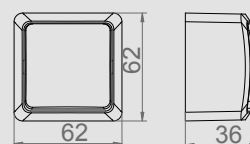
IP 20 PA



BERG PUSH „LIGHT” SWITCH

| Type | Color | Pack. pc. | Weight pc./kg | Index |
|-------|----------------|-----------|---------------|----------------|
| ŁNT-1 | White RAL 9003 | 10 | 1,085 | 3713-00 |

NORM: PN-EN-60669-1:2006
Switches: 10AX/250V~ screw terminals
Protection Degree IP20
Dimension: 62 x 62 x 36mm



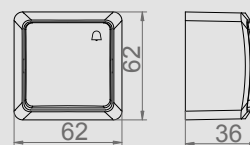
IP 20 PA



BERG PUSH „BELL” SWITCH

| Type | Color | Pack. pc. | Weight pc./kg | Index |
|-------|----------------|-----------|---------------|----------------|
| ŁNT-1 | White RAL 9003 | 10 | 1,085 | 3714-00 |

NORM: PN-EN-60669-1:2006
Switches: 10AX/250V~ screw terminals
Protection Degree IP20
Dimension: 62 x 62 x 36mm



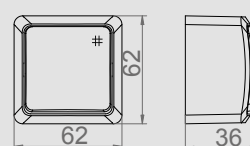
IP 20 PA



BERG CROSSED SWITCH

| Type | Color | Pack. pc. | Weight pc./kg | Index |
|-------|----------------|-----------|---------------|----------------|
| ŁNT-1 | White RAL 9003 | 10 | 1,085 | 3715-00 |

Istnieje możliwość zamówienia w wersji z keyem.
NORM: PN-EN-60669-1:2006
Switches: 10AX/250V~ screw terminals
Protection Degree IP20
Dimension: 62 x 62 x 36mm



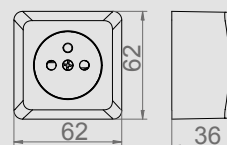
IP 20 PA



BERG 2P+Z SOCKET

| Type | Color | Pack. pc. | Weight pc./kg | Index |
|----------|----------------|-----------|---------------|----------------|
| GNT 2P+Z | White RAL 9003 | 10 | 1,085 | 3733-00 |

NORM: PN-EN-60669-1:2006
Switches: 16A/250V~ screw terminals
Protection Degree IP20
Dimension: 62 x 62 x 36mm



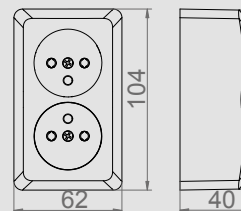
IP 20 PA



BERG 2X2P+Z SOCKET

| Type | Color | Pack. pc. | Weight pc./kg | Index |
|------------|----------------|-----------|---------------|----------------|
| GNT 2x2P+Z | White RAL 9003 | 10 | 2,24 | 3743-00 |

NORM: PN-EN-60669-1:2006
Switches: 16A/250V~ screw terminals
Protection Degree IP20
Dimension: 62 x 104 x 40mm



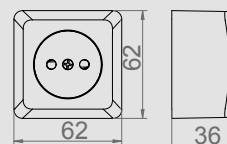
IP 20 PA



BERG 2P SOCKET

| Type | Color | Pack. pc. | Weight pc./kg | Index |
|--------|----------------|-----------|---------------|----------------|
| GNT 2P | White RAL 9003 | 10 | 2,24 | 3740-00 |

NORM: PN-EN-60669-1:2006
Switches: 16A/250V~ screw terminals
Protection Degree IP20
Dimension: 62 x 62 x 36mm



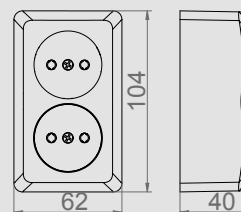
IP 20 PA



BERG 2X2P SOCKET

| Type | Color | Pack. pc. | Weight pc./kg | Index |
|----------|----------------|-----------|---------------|----------------|
| GNT 2x2P | White RAL 9003 | 10 | 2,24 | 3744-00 |

NORM: PN-EN-60669-1:2006
Switches: 16A/250V~ screw terminals
Protection Degree IP20
Dimension: 62 x 104 x 40mm



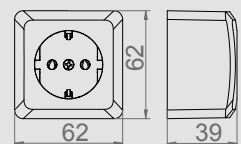
IP 20 PA



BERG 2P+Z SCHUKO SOCKET

| Type | Color | Pack. pc. | Weight pc./kg | Index |
|----------|----------------|-----------|---------------|----------------|
| GNT 2P+Z | White RAL 9003 | 10 | 1,085 | 3737-00 |

NORM: PN-EN-60669-1:2006
Switches: 16A/250V~ screw terminals
Protection Degree IP20
Dimension: 62 x 62 x 39mm



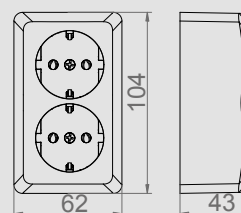
IP 20 PA



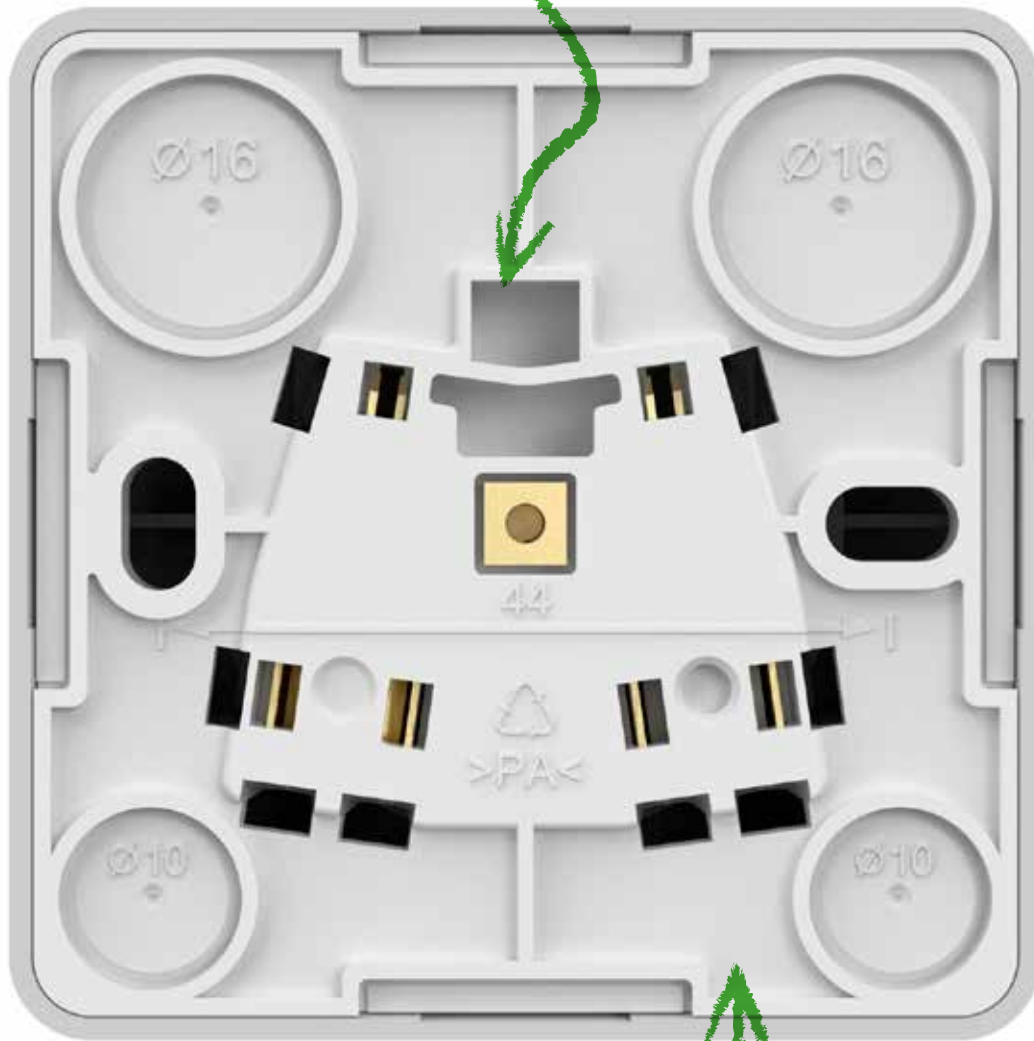
BERG 2X2P+Z SCHUKO SOCKET

| Type | Color | Pack. pc. | Weight pc./kg | Index |
|------------|----------------|-----------|---------------|----------------|
| GNT 2x2P+Z | White RAL 9003 | 10 | 2,24 | 3738-00 |

NORM: PN-EN-60669-1:2006
Switches: 16A/250V~ screw terminals
Protection Degree IP20
Dimension: 62 x 104 x 43mm



screw mechanisms



weakening at the bottom for cable entry

switches 10A / 250V
sockets 16A / 250V








ELEKTRO-PLAST

SWITCHES AND SOCKETS


FLUSH MOUNTED

- ASTORIA
- SENTIA
- VOLANTE
- LORENTE
- CARLA




AVAILABLE COLOURS SWITCHES AND SOCKETS FLUSH MOUNTED


ASTORIA




white




silver



black metallized




gray (frames)




anthracite (frames)


SENTIA




white




cream



silver (acrylic)




black metallized




wenge (frames)


VOLANTE




white



cream




silver




graphite

LORENTE


CARLA




white




silver




graphite




white




cream



silver



graphite




wenge (frames)

ASTORIA®



GWARANCJA
JAKOŚCI
I CENY



white



silver



black


New light into your residence

New frame serie

This serie is frame system, reliability, functionality and easy to assembly

Serie Astoria available colors:


- white
- silver
- black metallized
- anthracite (frames)
- jasny gray (frames)



ASTORIA SWITCH FLUSH MOUNTED 1-POLE

| Type | Color | Pack. pc. | Weight kg/pack kit. | Index |
|------------|------------------|--------------|------------------------|----------------|
| ŁPT-1 pole | White | 10 | 1,0 | 3210-00 |
| | Silver | | | 3210-06 |
| | Black metallized | | | 3210-09 |


NORM: PN-EN-60669-1:2006
 Switching on one light source or one group of light sources.
 Switches: 10A/250V~self-terminals
 Degree of protection IP20
 External dimensions with frame: 85 mm x 85 mm



ASTORIA SWITCH FLUSH MOUNTED 1-POLE WITH BACKLIGHT

| Type | Color | Pack. pc. | Weight kg/pack kit. | Index |
|---------------------------|------------------|--------------|------------------------|----------------|
| ŁPT 1-pole with backlight | White | 10 | 1,0 | 3223-00 |
| | Silver | | | 3223-06 |
| | Black metallized | | | 3223-09 |


NORM: PN-EN-60669-1:2006
 Switching on one light source or one group of light sources.
 Switches: 10A/250V~self-terminals
 Degree of protection IP20
 External dimensions with frame: 85 mm x 85 mm



ASTORIA SWITCH FLUSH MOUNTED CANDLESTICK

| Type | Color | Pack. pc. | Weight kg/pack kit. | Index |
|-----------------|------------------|--------------|------------------------|----------------|
| ŁPT candlestick | White | 10 | 1,0 | 3211-00 |
| | Silver | | | 3211-06 |
| | Black metallized | | | 3211-09 |


NORM: PN-EN-60669-1:2006
 Switches: 10A/250V~self-terminals
 Degree of protection IP20
 External dimensions with frame: 85 mm x 85 mm



ASTORIA SWITCH FLUSH MOUNTED CANDLESTICK WITH BACKLIGHT

| Type | Color | Pack. pc. | Weight kg/pack kit. | Index |
|--------------------------------|------------------|--------------|------------------------|----------------|
| ŁPT candlestick with backlight | White | 10 | 1,0 | 3224-00 |
| | Silver | | | 3224-06 |
| | Black metallized | | | 3224-09 |


NORM: PN-EN-60669-1:2006
 Switches: 10A/250V~self-terminals
 Degree of protection IP20
 External dimensions with frame: 85 mm x 85 mm



ASTORIA SWITCH FLUSH MOUNTED TWO WAY

| Type | Color | Pack. pc. | Weight kg/pack kit. | Index |
|-------------|------------------|--------------|------------------------|----------------|
| ŁPT two way | White | 10 | 1,0 | 3212-00 |
| | Silver | | | 3212-06 |
| | Black metallized | | | 3212-09 |


NORM: PN-EN-60669-1:2006
 Switching on one light source or one group of light sources.
 Switches: 10A/250V~self-terminals
 Degree of protection IP20
 External dimensions with frame: 85 mm x 85 mm



ASTORIA SWITCH FLUSH MOUNTED TWO WAY WITH BACKLIGHT

| Type | Color | Pack. pc. | Weight kg/pack kit. | Index |
|----------------------------|------------------|--------------|------------------------|----------------|
| ŁPT two way with backlight | White | 10 | 1,0 | 3225-00 |
| | Silver | | | 3225-06 |
| | Black metallized | | | 3225-09 |


NORM: PN-EN-60669-1:2006
 Switching on one light source or one group of light sources.
 Switches: 10A/250V-self-terminals
 Degree of protection IP20
 External dimensions with frame: 85 mm x 85 mm



ASTORIA SWITCH FLUSH MOUNTED DOUBLE TWO WAY

| Type | Color | Pack. pc. | Weight kg/pack kit. | Index |
|----------------|------------------|--------------|------------------------|----------------|
| ŁPT 2x two way | White | 10 | 0,6 | 3218-00 |
| | Silver | | | 3218-06 |
| | Black metallized | | | 3218-09 |


NORM: PN-EN-60669-1:2006
 Switching on one light source or one group of light sources.
 Switches: 10A/250V-self-terminals
 Degree of protection IP20
 External dimensions with frame: 85 mm x 85 mm



ASTORIA SWITCH FLUSH MOUNTED PUSH „LIGHT”

| Type | Color | Pack. pc. | Weight kg/pack kit. | Index |
|------------------|------------------|--------------|------------------------|----------------|
| ŁPT push „light” | White | 10 | 0,6 | 3213-00 |
| | Silver | | | 3213-06 |
| | Black metallized | | | 3213-09 |


NORM: PN-EN-60669-1:2006
 Switching on one light source or one group of light sources.
 Switches: 10A/250V-self-terminals
 Degree of protection IP20
 External dimensions with frame: 85 mm x 85 mm



ASTORIA SWITCH FLUSH MOUNTED BLIND

| Type | Color | Pack. pc. | Weight kg/pack kit. | Index |
|-----------|------------------|--------------|------------------------|----------------|
| ŁPT blind | White | 6 | 0,6 | 3216-00 |
| | Silver | | | 3216-06 |
| | Black metallized | | | 3216-09 |


NORM: PN-EN-60669-1:2006
 Switching on one light source or one group of light sources.
 Switches: 10A/250V-self-terminals
 Degree of protection IP20
 External dimensions with frame: 85 mm x 85 mm



ASTORIA SWITCH FLUSH MOUNTED PUSH „BELL”

| Type | Color | Pack. pc. | Weight kg/pack kit. | Index |
|-----------------|------------------|--------------|------------------------|----------------|
| ŁPT push „bell” | White | 6 | 0,6 | 3214-00 |
| | Silver | | | 3214-06 |
| | Black metallized | | | 3214-09 |

NORM: PN-EN-60669-1:2006
 Switching on one light source or one group of light sources.
 Switches: 10A/250V-self-terminals
 Degree of protection IP20
 External dimensions with frame: 85 mm x 85 mm



ASTORIA SWITCH FLUSH MOUNTED CROSSED

| Type | Color | Pack. pc. | Weight kg/pack kit. | Index |
|-------------|------------------|--------------|------------------------|----------------|
| ŁPT crossed | White | 6 | 0,6 | 3215-00 |
| | Silver | | | 3215-06 |
| | Black metallized | | | 3215-09 |

NORM: PN-EN-60669-1:2006
 Switching on one light source or one group of light sources.
 Switches: 10A/250V~self-terminals
 Degree of protection IP20
 External dimensions with frame: 85 mm x 85 mm

LED



ASTORIA DIMMER FOR LED SOURCES

| Type | Color | Pack. pc. | Weight kg/pack kit. | Index |
|----------------------------|------------------|--------------|------------------------|----------------|
| SPT Dimmer for LED sources | White | 6 | 0,6 | 3207-00 |
| | Silver | | | 3207-06 |
| | Black metallized | | | 3207-09 |

Controlling the brightness of the stream of connected LED sources
 NORM: PN-EN-60669-1:2006
 Switching on one light source or one group of light sources.
 Switches: 10A/250V~self-terminals
 Degree of protection IP20. External dimensions with frame: 85 mm x 85 mm



ASTORIA MASK

| Type | Color | Pack. pc. | Weight kg/pack kit. | Index |
|------|------------------|--------------|------------------------|----------------|
| Mask | White | 6 | 0,57 | 3270-10 |
| | Silver | | | 3270-16 |
| | Black metallized | | | 3270-19 |

NORM: PN-EN-60669-1:2006
 Degree of protection IP20
 External dimensions with frame: 85 mm x 85 mm



ASTORIA SOCKET WITH GROUNDING

| Type | Color | Pack. pc. | Weight kg/pack kit. | Index |
|----------|------------------|--------------|------------------------|----------------|
| GPT 2P+Z | White | 10 | 1,2 | 3234-10 |
| | Silver | | | 3234-16 |
| | Black metallized | | | 3234-19 |

NORM: PN-EN-60669-1:2006
 Sockets: 16A/230V- screw terminals
 Degree of protection IP20
 External dimensions with frame: 85 mm x 85 mm



ASTORIA SOCKET MODULAR

| Type | Color | Pack. pc. | Weight kg/pack kit. | Index |
|----------|------------------|--------------|------------------------|----------------|
| GPT 2x2P | White | 10 | 1,3 | 3243-10 |
| | Silver | | | 3243-16 |
| | Black metallized | | | 3243-19 |

NORM: PN-EN-60669-1:2006
 Socket modular for multiple frame.
 Degree of protection IP20
 External dimensions with frame: 85 mm x 85 mm



ASTORIA SOCKET DOUBLE WITH GROUNDING

| Type | Color | Pack. pc. | Weight kg/pack kit. | Index |
|------------|------------------|--------------|------------------------|----------------|
| GPT 2x2P+Z | White | 10 | 1,3 | 3235-00 |
| | Silver | | | 3235-06 |
| | Black metallized | | | 3235-09 |

NORM: PN-EN-60669-1:2006
 Sockets: 16A/230V- screw terminals
 Degree of protection IP20
 External dimensions with frame: 85 mm x 113 mm



ASTORIA SOCKET WITH GROUNDING IP 44

| Type | Color | Pack. pc. | Weight kg/pack kit. | Index |
|----------------|------------------|--------------|------------------------|----------------|
| GPT 2P+Z IP 44 | White | 10 | 1,3 | 3236-10 |
| | Silver | | | 3236-16 |
| | Black metallized | | | 3236-19 |

NORM: PN-IEC 60884-2-2:2012
 Sockets: 16A/230V- screw terminals
 Degree of protection IP44
 External dimensions with frame: 85 mm x 85 mm

*ATTENTION - Product indexes given in the version without a frame.



ASTORIA SOCKET COMPUTER

| Type | Color | Pack. pc. | Weight kg/pack kit. | Index |
|-----------------|------------------|--------------|------------------------|----------------|
| GPT RJ 45 5 KAT | White | 6 | 0,6 | 3248-10 |
| | Silver | | | 3248-16 |
| | Black metallized | | | 3248-19 |

NORM: PN-IEC 60884-2-2:2012
Sockets: RJ45 5KAT
Degree of protection IP20
External dimensions with frame: 85 mm x 85 mm



ASTORIA SOCKET DOUBLE COMPUTER

| Type | Color | Pack. pc. | Weight kg/pack kit. | Index |
|--------------------|------------------|--------------|------------------------|----------------|
| GPT 2x RJ 45 5 KAT | White | 6 | 0,6 | 3249-10 |
| | Silver | | | 3249-16 |
| | Black metallized | | | 3249-19 |

NORM: PN-IEC 60884-2-2:2012
Sockets: RJ45 5KAT
Degree of protection IP20
External dimensions with frame: 85 mm x 85 mm



ASTORIA SOCKET R-TV -2XSAT TERMINAL

| Type | Color | Pack. pc. | Weight kg/pack kit. | Index |
|-----------------|------------------|--------------|------------------------|----------------|
| GPT RTV – 2xSAT | White | 6 | 0,6 | 3260-10 |
| | Silver | | | 3260-16 |
| | Black metallized | | | 3260-19 |

NORM: PN-EN-50083-1:2002
Sockets: R-TV-SAT
Degree of protection IP20
External dimensions with frame: 85 mm x 85 mm



ASTORIA SOCKET R-TV-SAT TERMINAL

| Type | Color | Pack. pc. | Weight kg/pack kit. | Index |
|-----------------------|------------------|--------------|------------------------|----------------|
| GPT R-TV-SAT terminal | White | 6 | 0,6 | 3253-10 |
| | Silver | | | 3253-16 |
| | Black metallized | | | 3253-19 |

NORM: PN-EN-50083-1:2002
Sockets: R-TV-SAT
Degree of protection IP20
External dimensions with frame: 85 mm x 85 mm



ASTORIA SOCKET TV F-F

| Type | Color | Pack. pc. | Weight kg/pack kit. | Index |
|-----------|------------------|--------------|------------------------|----------------|
| GN TV F-F | White | 6 | 0,6 | 3286-10 |
| | Silver | | | 3286-16 |
| | Black metallized | | | 3286-19 |

NORM: PN-EN-50083-1:2002
Sockets: F-F
Degree of protection IP20
External dimensions with frame: 85 mm x 85 mm

*ATTENTION - Product indexes given in the version without a frame.



ASTORIA SOCKET DOUBLE TV F-F

| Type | Color | Pack. pc. | Weight kg/pack kit. | Index |
|--------------|------------------|--------------|------------------------|----------------|
| GN TV 2x F-F | White | 6 | 0,6 | 3287-10 |
| | Silver | | | 3287-16 |
| | Black metallized | | | 3287-19 |

NORM: PN-EN-50083-1:2002
Sockets: F-F
Degree of protection IP20
External dimensions with frame: 85 mm x 85 mm



ASTORIA SOCKET SPEAKER

| Type | Color | Pack. pc. | Weight kg/pack kit. | Index |
|-------------|------------------|--------------|------------------------|----------------|
| GPT speaker | White | 6 | 0,6 | 3257-10 |
| | Silver | | | 3257-16 |
| | Black metallized | | | 3257-19 |

NORM: PN-EN-50083-1:2002
Sockets: speaker
Degree of protection IP20
External dimensions with frame: 85 mm x 85 mm



ASTORIA SOCKET DOUBLE SPEAKER

| Type | Color | Pack. pc. | Weight kg/pack kit. | Index |
|----------------|------------------|--------------|------------------------|----------------|
| GPT 2x speaker | White | 6 | 0,6 | 3258-10 |
| | Silver | | | 3258-16 |
| | Black metallized | | | 3258-19 |

NORM: PN-EN-50083-1:2002
Sockets: speaker
Degree of protection IP20
External dimensions with frame: 85 mm x 85 mm



ASTORIA GPT 2P+Z 2xUSB Z/R

| Type | Color | Pack. pc. | Weight kg/pack kit. | Index |
|----------------|------------------|--------------|------------------------|----------------|
| GPT 2P+Z 2xUSB | White | 6 | 0,6 | 3288-00 |
| | Silver | | | 3288-06 |
| | Black metallized | | | 3288-09 |

NORM: PN-IEC 60884-2-2:2012
Sockets: GPT 2P+Z 2xUSB
Sockets: 16A/230V- screw terminals
Degree of protection IP20
Socket USB power supply for charging mobile devices smartphone, tablet etc.
External dimensions with frame: 85 mm x 85 mm



ASTORIA UNIVERSAL FRAME SINGLE

| Type | Color | Pack. pc. | Weight kg/100 pc. | Index |
|------|------------------|--------------|----------------------|----------------|
| R1 | White | 50 | 0,6 | 3271-00 |
| | Silver | | | 3271-06 |
| | Black metallized | | | 3271-09 |
| | Grey | | | 3271-02 |
| | Anthracite | | | 3271-03 |

External dimension: 85x85



ASTORIA UNIVERSAL FRAME DOUBLE

| Type | Color | Pack. pc. | Weight kg/100 pc. | Index |
|------|------------------|--------------|----------------------|----------------|
| R2 | White | 50 | 0,6 | 3272-00 |
| | Silver | | | 3272-06 |
| | Black metallized | | | 3272-09 |
| | Grey | | | 3272-02 |
| | Anthracite | | | 3272-03 |

External dimension: 85x156



ASTORIA UNIVERSAL FRAME TRIPLE

| Type | Color | Pack. pc. | Weight kg/100 pc. | Index |
|------|------------------|--------------|----------------------|----------------|
| R3 | White | 50 | 0,6 | 3273-00 |
| | Silver | | | 3273-06 |
| | Black metallized | | | 3273-09 |
| | Grey | | | 3273-02 |
| | Anthracite | | | 3273-03 |

External dimension: 85x227



ASTORIA UNIVERSAL FRAME FOURFOLD

| Type | Color | Pack. pc. | Weight kg/100 pc. | Index |
|------|------------------|--------------|----------------------|----------------|
| R4 | White | 50 | 0,6 | 3274-00 |
| | Silver | | | 3274-06 |
| | Black metallized | | | 3274-09 |
| | Grey | | | 3274-02 |
| | Anthracite | | | 3274-03 |

External dimension: 85x299

NEW



silver



black metallized



grey



anthracite

*ATTENTION - Product indexes given in the version without a frame.

GLASS



ASTORIA UNIVERSAL FRAME SINGLE

| Type | Color | Pack. pc. | Weight kg/100 pc. | Index |
|------|------------|--------------|----------------------|----------------|
| R1 | Black | 50 | 0,6 | 3271-61 |
| | White | | | 3271-62 |
| | Silver | | | 3271-63 |
| | Anthracite | | | 3271-72 |

GLASS



ASTORIA UNIVERSAL FRAME DOUBLE

| Type | Color | Pack. pc. | Weight kg/100 pc. | Index |
|------|------------|--------------|----------------------|----------------|
| R2 | Black | 50 | 0,6 | 3272-61 |
| | White | | | 3272-62 |
| | Silver | | | 3272-63 |
| | Anthracite | | | 3272-72 |

GLASS



ASTORIA UNIVERSAL FRAME TRIPLE

| Type | Color | Pack. pc. | Weight kg/100 pc. | Index |
|------|------------|--------------|----------------------|----------------|
| R3 | Black | 50 | 0,6 | 3273-61 |
| | White | | | 3273-62 |
| | Silver | | | 3273-63 |
| | Anthracite | | | 3273-72 |

GLASS



ASTORIA UNIVERSAL FRAME FOURFOLD

| Type | Color | Pack. pc. | Weight kg/100 pc. | Index |
|------|------------|--------------|----------------------|----------------|
| R4 | Black | 50 | 0,6 | 3274-61 |
| | White | | | 3274-62 |
| | Silver | | | 3274-63 |
| | Anthracite | | | 3274-72 |

Available colors



black



white




silver



anthracite


*ATTENTION - Product indexes given in the version without a frame.



SENTIA SWITCH FLUSH MOUNTED 1-POLE

| Type | Color | Pack. pc. | Weight kg/pack kit. | Index without frame |
|------------|------------------|-----------|---------------------|---------------------|
| ŁPT-1 pole | White | 10 | 1,0 | 1410-10 |
| | Cream | | | 1410-11 |
| | Silver | | | 1410-56 |
| | Black metallized | | | 1410-19 |


NORM: PN-EN-60669-1:2006
 Switching on one light source or one group of light sources.
 Switches: 10A/250V-self-terminals
 Degree of protection IP20
 External dimensions with frame: 85 mm x 85 mm



SENTIA SWITCH FLUSH MOUNTED 1-POLE WITH BACKLIGHT

| Type | Color | Pack. pc. | Weight kg/pack kit. | Index without frame |
|---------------------------|------------------|-----------|---------------------|---------------------|
| ŁPT 1-pole with backlight | White | 10 | 1,0 | 1423-10 |
| | Cream | | | 1423-11 |
| | Silver | | | 1423-56 |
| | Black metallized | | | 1423-19 |


NORM: PN-EN-60669-1:2006
 Switching on one light source or one group of light sources.
 Switches: 10A/250V-self-terminals
 Degree of protection IP20
 External dimensions with frame: 85 mm x 85 mm



SENTIA SWITCH FLUSH MOUNTED CANDLESTICK

| Type | Color | Pack. pc. | Weight kg/pack kit. | Index without frame |
|-----------------|------------------|-----------|---------------------|---------------------|
| ŁPT candlestick | White | 10 | 1,0 | 1411-10 |
| | Cream | | | 1411-11 |
| | Silver | | | 1411-56 |
| | Black metallized | | | 1411-19 |

NORM: PN-EN-60669-1:2006
 Switches: 10A/250V-self-terminals
 Degree of protection IP20
 External dimensions with frame: 85 mm x 85 mm



SENTIA SWITCH FLUSH MOUNTED CANDLESTICK WITH BACKLIGHT

| Type | Color | Pack. pc. | Weight kg/pack kit. | Index without frame |
|--------------------------------|------------------|-----------|---------------------|---------------------|
| ŁPT candlestick with backlight | White | 10 | 1,0 | 1424-10 |
| | Cream | | | 1424-11 |
| | Silver | | | 1424-56 |
| | Black metallized | | | 1424-19 |


NORM: PN-EN-60669-1:2006
 Switches: 10A/250V-self-terminals
 Degree of protection IP20
 External dimensions with frame: 85 mm x 85 mm



SENTIA SWITCH FLUSH MOUNTED TWO WAY

| Type | Color | Pack. pc. | Weight kg/pack kit. | Index without frame |
|-------------|------------------|-----------|---------------------|---------------------|
| ŁPT two way | White | 10 | 1,0 | 1412-10 |
| | Cream | | | 1412-11 |
| | Silver | | | 1412-56 |
| | Black metallized | | | 1412-19 |


NORM: PN-EN-60669-1:2006
 Switching on one light source or one group of light sources.
 Switches: 10A/250V-self-terminals
 Degree of protection IP20
 External dimensions with frame: 85 mm x 85 mm



SENTIA SWITCH FLUSH MOUNTED TWO WAY WITH BACKLIGHT

| Type | Color | Pack. pc. | Weight kg/pack kit. | Index without frame |
|----------------------------|------------------|-----------|---------------------|---------------------|
| ŁPT two way with backlight | White | 10 | 1,0 | 1425-10 |
| | Cream | | | 1425-11 |
| | Silver | | | 1425-56 |
| | Black metallized | | | 1425-19 |


NORM: PN-EN-60669-1:2006
 Switching on one light source or one group of light sources.
 Switches: 10A/250V-self-terminals
 Degree of protection IP20
 External dimensions with frame: 85 mm x 85 mm



SENTIA SWITCH FLUSH MOUNTED DOUBLE TWO WAY

| Type | Color | Pack. pc. | Weight kg/pack kit. | Index without frame |
|----------------|------------------|-----------|---------------------|---------------------|
| ŁPT 2x two way | White | 6 | 0,6 | 1418-10 |
| | Cream | | | 1418-11 |
| | Silver | | | 1418-56 |
| | Black metallized | | | 1418-19 |


NORM: PN-EN-60669-1:2006
 Switching on one light source or one group of light sources.
 Switches: 10A/250V-self-terminals
 Degree of protection IP20
 External dimensions with frame: 85 mm x 85 mm



SENTIA SWITCH FLUSH MOUNTED CROSSED

| Type | Color | Pack. pc. | Weight kg/pack kit. | Index without frame |
|-------------|------------------|-----------|---------------------|---------------------|
| ŁPT crossed | White | 6 | 0,6 | 1415-10 |
| | Cream | | | 1415-11 |
| | Silver | | | 1415-56 |
| | Black metallized | | | 1415-19 |

NORM: PN-EN-60669-1:2006
 Switching on one light source or one group of light sources.
 Switches: 10A/250V-self-terminals
 Degree of protection IP20
 External dimensions with frame: 85 mm x 85 mm



SENTIA SWITCH FLUSH MOUNTED CROSSED WITH BACKLIGHT

| Type | Color | Pack. pc. | Weight kg/pack kit. | Index without frame |
|----------------------------|------------------|-----------|---------------------|---------------------|
| ŁPT crossed with backlight | White | 6 | 0,6 | 1428-10 |
| | Cream | | | 1428-11 |
| | Silver | | | 1428-56 |
| | Black metallized | | | 1428-19 |


NORM: PN-EN-60669-1:2006
 Switching on one light source or one group of light sources.
 Switches: 10A/250V-self-terminals
 Degree of protection IP20
 External dimensions with frame: 85 mm x 85 mm



SENTIA SWITCH FLUSH MOUNTED 2-POLES (0-1)

| Type | Color | Pack. pc. | Weight kg/pack kit. | Index without frame |
|-------------------|------------------|-----------|---------------------|---------------------|
| ŁPT 2-poles (0-1) | White | 6 | 0,6 | 1419-10 |
| | Cream | | | 1419-11 |
| | Silver | | | 1419-56 |
| | Black metallized | | | 1419-19 |

NORM: PN-EN-60669-1:2006
 Switching on one light source or one group of light sources.
 Switches: 10A/250V-self-terminals
 Degree of protection IP20
 External dimensions with frame: 85 mm x 85 mm



SENTIA SWITCH FLUSH MOUNTED BLIND

| Type | Color | Pack. pc. | Weight kg/pack kit. | Index without frame |
|-----------|------------------|-----------|---------------------|---------------------|
| ŁPT blind | White | 6 | 0,6 | 1416-10 |
| | Cream | | | 1416-11 |
| | Silver | | | 1416-56 |
| | Black metallized | | | 1416-19 |


NORM: PN-EN-60669-1:2006
Switching on one light source or one group of light sources.
Switches: 10A/250V-self-terminals
Degree of protection IP20
External dimensions with frame: 85 mm x 85 mm



SENTIA SWITCH FLUSH MOUNTED PUSH „BELL”

| Type | Color | Pack. pc. | Weight kg/pack kit. | Index without frame |
|-----------------|------------------|-----------|---------------------|---------------------|
| ŁPT push „bell” | White | 6 | 0,6 | 1414-10 |
| | Cream | | | 1414-11 |
| | Silver | | | 1414-56 |
| | Black metallized | | | 1414-19 |

NORM: PN-EN-60669-1:2006
Switching on one light source or one group of light sources.
Switches: 10A/250V-self-terminals
Degree of protection IP20
External dimensions with frame: 85 mm x 85 mm



SENTIA SWITCH FLUSH MOUNTED PUSH „BELL” WITH BACKLIGHT

| Type | Color | Pack. pc. | Weight kg/pack kit. | Index without frame |
|--------------------------------|------------------|-----------|---------------------|---------------------|
| ŁPT push „bell” with backlight | White | 6 | 0,6 | 1427-10 |
| | Cream | | | 1427-11 |
| | Silver | | | 1427-56 |
| | Black metallized | | | 1427-19 |


NORM: PN-EN-60669-1:2006
Switching on one light source or one group of light sources.
Switches: 10A/250V-self-terminals
Degree of protection IP20
External dimensions with frame: 85 mm x 85 mm



SENTIA SWITCH FLUSH MOUNTED PUSH „LIGHT”

| Type | Color | Pack. pc. | Weight kg/pack kit. | Index without frame |
|------------------|------------------|-----------|---------------------|---------------------|
| ŁPT push „light” | White | 6 | 0,6 | 1413-10 |
| | Cream | | | 1413-11 |
| | Silver | | | 1413-56 |
| | Black metallized | | | 1413-19 |


NORM: PN-EN-60669-1:2006
Switching on one light source or one group of light sources.
Switches: 10A/250V-self-terminals
Degree of protection IP20
External dimensions with frame: 85 mm x 85 mm



SENTIA SWITCH FLUSH MOUNTED PUSH „LIGHT” WITH BACKLIGHT

| Type | Color | Pack. pc. | Weight kg/pack kit. | Index without frame |
|---------------------------------|------------------|-----------|---------------------|---------------------|
| ŁPT push „light” with backlight | White | 6 | 0,6 | 1426-10 |
| | Cream | | | 1426-11 |
| | Silver | | | 1426-56 |
| | Black metallized | | | 1426-19 |

NORM: PN-EN-60669-1:2006
Switching on one light source or one group of light sources.
Switches: 10A/250V-self-terminals
Degree of protection IP20
External dimensions with frame: 85 mm x 85 mm



SENTIA SWITCH FLUSH MOUNTED PUSH WITHOUT PICTOGRAM

| Type | Color | Pack. pc. | Weight kg/pack kit. | Index without frame |
|------------|------------------|-----------|---------------------|---------------------|
| ŁPT-1 push | White | 6 | 0,6 | 1403-10 |
| | Cream | | | 1403-11 |
| | Silver | | | 1403-56 |
| | Black metallized | | | 1403-19 |

NORM: PN-EN-60669-1:2006
 Switching on one light source or one group of light sources.
 Switches: 10A/250V-self-terminals
 Degree of protection IP20
 External dimensions with frame: 85 mm x 85 mm



SENTIA SWITCH FLUSH MOUNTED PUSH WITHOUT PICTOGRAM BACKLIGHT

| Type | Color | Pack. pc. | Weight kg/pack kit. | Index without frame |
|-------------------------|------------------|-----------|---------------------|---------------------|
| ŁPT push with backlight | White | 6 | 0,6 | 1420-10 |
| | Cream | | | 1420-11 |
| | Silver | | | 1420-56 |
| | Black metallized | | | 1420-19 |

NORM: PN-EN-60669-1:2006
 Switching on one light source or one group of light sources.
 Switches: 10A/250V-self-terminals
 Degree of protection IP20
 External dimensions with frame: 85 mm x 85 mm



SENTIA SWITCH FLUSH MOUNTED DOUBLE PUSH WITHOUT PICTOGRAM

| Type | Color | Pack. pc. | Weight kg/pack kit. | Index without frame |
|-------------|------------------|-----------|---------------------|---------------------|
| ŁPT 2x push | White | 6 | 0,6 | 1401-10 |
| | Cream | | | 1401-11 |
| | Silver | | | 1401-56 |
| | Black metallized | | | 1401-19 |

NORM: PN-EN-60669-1:2006
 Switching on one light source or one group of light sources.
 Switches: 10A/250V-self-terminals
 Degree of protection IP20
 External dimensions with frame: 85 mm x 85 mm



SENTIA SWITCH FLUSH MOUNTED PUSH „KEY”

| Type | Color | Pack. pc. | Weight kg/pack kit. | Index without frame |
|-----------------|------------------|-----------|---------------------|---------------------|
| ŁPT -push klucz | White | 6 | 0,6 | 1404-10 |
| | Cream | | | 1404-11 |
| | Silver | | | 1404-56 |
| | Black metallized | | | 1404-19 |

NORM: PN-EN-60669-1:2006
 Switching on one light source or one group of light sources.
 Switches: 10A/250V-self-terminals
 Degree of protection IP20
 External dimensions with frame: 85 mm x 85 mm



SENTIA ROTARY DIMMER WITH BUTTON OPTION 400 W

| Type | Color | Pack. pc. | Weight kg/pack kit. | Index without frame |
|-----------------|------------------|-----------|---------------------|---------------------|
| SPT dimmer 400W | White | 6 | 0,75 | 1417-10 |
| | Cream | | | 1417-11 |
| | Silver | | | 1417-56 |
| | Black metallized | | | 1417-19 |

NORM: PN-EN-60669-1:2006
 Switching on one light source or one group of light sources.
 Switches: 10A/250V-self-terminals
 Degree of protection IP 20, also available for source versions LED index : 1407-xx
 External dimensions with frame: 85 mm x 85 mm



SENTIA MASK

| Type | Color | Pack. pc. | Weight kg/pack kit. | Index without frame |
|------|------------------|--------------|------------------------|------------------------|
| Mask | White | 6 | 0,57 | 1470-10 |
| | Cream | | | 1470-11 |
| | Silver | | | 1470-56 |
| | Black metallized | | | 1470-19 |

NORM: PN-EN-60669-1:2006
 Degree of protection IP20
 External dimensions with frame: 85 mm x 85 mm



SENTIA SWITCH FLUSH MOUNTED HOTEL CARD WITH BACKLIGHT (ONLY WHITE COLOR)

| Type | Color | Pack. pc. | Weight kg/pack kit. | Index without frame |
|-----------|-------|--------------|------------------------|------------------------|
| ŁPT hotel | White | 6 | 0,6 | 1467-10 |

NORM: PN-EN-60669-1:2006
 Switching on one light source or one group of light sources.
 Switches: 10A/250V~self-terminals
 Degree of protection IP20
 External dimensions with frame: 85 mm x 85 mm



SENTIA A MOTION SENSOR 180° (ONLY WHITE COLOR)

| Type | Color | Pack. pc. | Weight kg/pack kit. | Index |
|--------------------|-------|--------------|------------------------|----------------|
| motion sensor 180° | White | 1 | 0,13 | 1463-00 |

NORM: PN-EN-60669-1:2006
 Switching on one light source or one group of light sources.
 Switches: 10A/250V~self-terminals
 Degree of protection IP20
 Frame included.
 External dimensions with frame: 85 mm x 85 mm



SENTIA THERMOREGULATOR (ONLY WHITE COLOR)

| Type | Color | Pack. pc. | Weight kg/pack kit. | Index |
|-----------------|-------|--------------|------------------------|----------------|
| thermoregulator | White | 1 | 0,1 | 1464-00 |

NORM: PN-EN-60669-1:2006
 Switching on one light source or one group of light sources.
 Switches: 10A/250V~self-terminals
 Degree of protection IP20
 Frame included
 External dimensions with frame: 85 mm x 85 mm




SENTIA THERMOREGULATOR LCD + SENSOR (ONLY WHITE COLOR)

| Type | Color | Pack. pc. | Weight kg/pack kit. | Index |
|-----------------------------|-------|--------------|------------------------|----------------|
| Termoregulator LCD + sensor | White | 1 | 0,12 | 1465-00 |

NORM: PN-EN-60669-1:2006
 Switching on one light source or one group of light sources.
 Switches: 10A/250V~self-terminals
 Degree of protection IP20
 Frame included
 External dimensions with frame: 85 mm x 85 mm

SENTIA COLOURS



white




cream

NEW



silver gloss



black metallized



red gloss



wenge



SENTIA SOCKET WITH GROUNDING

| Type | Color | Pack. pc. | Weight kg/pack kit. | Index without frame |
|----------|------------------|-----------|---------------------|---------------------|
| GPT 2P+Z | White | 10 | 1,2 | 1434-10 |
| | Cream | | | 1434-11 |
| | Silver | | | 1434-56 |
| | Black metallized | | | 1434-19 |

NORM: PN-IEC 60884-2-2:2012
 Sockets: 16A/230V~ screw terminals
 Degree of protection IP20
 External dimensions with frame: 85 mm x 85 mm



SENTIA SOCKET

| Type | Color | Pack. pc. | Weight kg/pack kit. | Index without frame |
|--------|------------------|-----------|---------------------|---------------------|
| GPT 2P | White | 10 | 1,2 | 1440-10 |
| | Cream | | | 1440-11 |
| | Silver | | | 1440-56 |
| | Black metallized | | | 1440-19 |

NORM: PN-IEC 60884-2-2:2012
 Sockets: 16A/230V~ screw terminals
 Degree of protection IP20
 External dimensions with frame: 85 mm x 85 mm



SENTIA SOCKET WITH GROUNDING WITH PRINT „DATA”

| Type | Color | Pack. pc. | Weight kg/pack kit. | Index without frame |
|----------|-------|-----------|---------------------|---------------------|
| GPT 2P+Z | Red | 10 | 1,2 | 1442-10 |

NORM: PN-IEC 60884-2-2:2012
 Sockets: 16A/230V~ screw terminals
 Degree of protection IP20
 External dimensions with frame: 85 mm x 85 mm



SENTIA SOCKET WITH GROUNDING 45X45 MM 33° CODED

| Type | Color | Pack. pc. | Weight kg/pack kit. | Index without frame |
|----------|-------|-----------|---------------------|---------------------|
| GPT 2P+Z | Red | 10 | 1,2 | 1482-10 |

NORM: PN-IEC 60884-2-2:2012
 Sockets: 16A/230V~ screw terminals
 Degree of protection IP20
 Requires a key index: 148103-00
 External dimensions with frame: 85 mm x 85 mm



SENTIA CODED KEY

| Type | Color | Pack. pc. | Weight kg/pack kit. | Index without frame |
|-----------|-------|-----------|---------------------|---------------------|
| coded key | Black | 10 | | 148103-00 |

NORM: IEC-60669-1:1998, PN-EN-60669-1:2002



SENTIA SOCKET DOUBLE MODULAR WITH GROUNDING

| Type | Color | Pack. pc. | Weight kg/pack kit. | Index without frame |
|------------|------------------|-----------|---------------------|---------------------|
| GPT 2x2P+Z | White | 10 | 1,3 | 1443-10 |
| | Cream | | | 1443-11 |
| | Silver | | | 1443-56 |
| | Black metallized | | | 1443-19 |

NORM: PN-IEC 60884-2-2:2012
 Sockets: 16A/230V- screw terminals
 Degree of protection IP20
 Socket modular for multiple frame
 External dimensions with frame: 85 mm x 85 mm



SENTIA SOCKET DOUBLE MODULAR

| Type | Color | Pack. pc. | Weight kg/pack kit. | Index without frame |
|----------|------------------|-----------|---------------------|---------------------|
| GPT 2x2P | White | 10 | 1,3 | 1444-10 |
| | Cream | | | 1444-11 |
| | Silver | | | 1444-56 |
| | Black metallized | | | 1444-19 |

NORM: PN-IEC 60884-2-2:2012
 Sockets: 16A/230V- screw terminals
 Degree of protection IP20
 Socket modular for multiple frame
 External dimensions with frame: 85 mm x 85 mm



SENTIA SOCKET WITH GROUNDING IP 44 SMOKE

| Type | Color | Pack. pc. | Weight kg/pack kit. | Index without frame |
|----------------|------------------|-----------|---------------------|---------------------|
| GPT 2P+Z IP 44 | White | 10 | 1,2 | 1466-10 |
| | Cream | | | 1466-11 |
| | Silver | | | 1466-56 |
| | Black metallized | | | 1466-19 |

NORM: PN-IEC 60884-2-2:2012
 Sockets: 16A/230V- screw terminals
 Degree of protection IP44
 External dimensions with frame: 85 mm x 85 mm



SENTIA SOCKET WITH GROUNDING IP 44

| Type | Color | Pack. pc. | Weight kg/pack kit. | Index without frame |
|----------------|------------------|-----------|---------------------|---------------------|
| GPT 2P+Z IP 44 | White | 10 | 1,2 | 1436-10 |
| | Cream | | | 1436-11 |
| | Silver | | | 1436-56 |
| | Black metallized | | | 1436-19 |

NORM: PN-IEC 60884-2-2:2012
 Sockets: 16A/230V- screw terminals
 Degree of protection IP44
 External dimensions with frame: 85 mm x 85 mm



SENTIA GASKET FOR SWITCH FLUSH MOUNTED AND SOCKETS IP 44

| Type | Color | Pack. pc. | Weight kg/pack kit. | Index without frame |
|--------|---------|-----------|---------------------|---------------------|
| gasket | Transp. | 10 | 0,042 | 143603-00 |

NORM: PN-EN-60669-1:2006
 Degree of protection IP44
 External dimensions with frame: 85 mm x 85 mm



SENTIA SOCKET WITH GROUNDING SCHUKO

| Type | Color | Pack. pc. | Weight kg/pack kit. | Index without frame |
|-----------------|------------------|-----------|---------------------|---------------------|
| GPT 2P+Z SCHUKO | White | 10 | 1,2 | 1437-10 |
| | Cream | | | 1437-11 |
| | Silver | | | 1437-56 |
| | Black metallized | | | 1437-19 |

NORM: PN-IEC 60884-2-2:2012
 Sockets: 16A/230V~ screw terminals
 Degree of protection IP20
 External dimensions with frame: 85 mm x 85 mm



SENTIA SOCKET DOUBLE WITH GROUNDING SCHUKO

| Type | Color | Pack. pc. | Weight kg/pack kit. | Index without frame |
|-------------------|------------------|-----------|---------------------|---------------------|
| GPT 2x2P+Z SCHUKO | White | 10 | 1,3 | 1438-00 |
| | Cream | | | 1438-01 |
| | Silver | | | 1438-06 |
| | Black metallized | | | 1438-19 |

NORM: PN-IEC 60884-2-2:2012
 Sockets: 16A/230V~ screw terminals
 Degree of protection IP20
 External dimensions with frame: 85 mm x 85 mm



SENTIA SOCKET WITH GROUNDING IP 44 SCHUKO SMOKE

| Type | Color | Pack. pc. | Weight kg/pack kit. | Index without frame |
|-----------------------|------------------|-----------|---------------------|---------------------|
| GPT 2P+Z IP 44 SCHUKO | White | 10 | 1,2 | 1469-10 |
| | Cream | | | 1469-11 |
| | Silver | | | 1469-56 |
| | Black metallized | | | 1469-19 |

NORM: PN-IEC 60884-2-2:2012
 Sockets: 16A/230V~ screw terminals
 Degree of protection IP44
 External dimensions with frame: 85 mm x 85 mm



SENTIA SOCKET WITH GROUNDING IP 44 SCHUKO

| Type | Color | Pack. pc. | Weight kg/pack kit. | Index |
|-----------------------|------------------|-----------|---------------------|----------------|
| GPT 2P+Z IP 44 SCHUKO | White | 10 | 1,2 | 1439-10 |
| | Cream | | | 1439-11 |
| | Silver | | | 1439-56 |
| | Black metallized | | | 1439-19 |

NORM: PN-IEC 60884-2-2:2012
 Sockets: 16A/230V~ screw terminals
 Degree of protection IP44
 External dimensions with frame: 85 mm x 85 mm

*ATTENTION - Product indexes given in the version without a frame.



SENTIA SOCKET TELEPHONE

| Type | Color | Pack. pc. | Weight kg/pack kit. | Index without frame |
|-----------|------------------|-----------|---------------------|---------------------|
| GPT RJ 11 | White | 6 | 0,6 | 1450-10 |
| | Cream | | | 1450-11 |
| | Silver | | | 1450-56 |
| | Black metallized | | | 1450-19 |

NORM: PN-IEC 60884-2-2:2012
Sockets: RJ11
Degree of protection IP20
External dimensions with frame: 85 mm x 85 mm



SENTIA SOCKET DOUBLE TELEPHONE

| Type | Color | Pack. pc. | Weight kg/pack kit. | Index without frame |
|-------------|------------------|-----------|---------------------|---------------------|
| GPT 2xRJ 11 | White | 6 | 0,6 | 1451-10 |
| | Cream | | | 1451-11 |
| | Silver | | | 1451-56 |
| | Black metallized | | | 1451-19 |

NORM: PN-IEC 60884-2-2:2012
Sockets: RJ11
Degree of protection IP20
External dimensions with frame: 85 mm x 85 mm



SENTIA SOCKET COMPUTER

| Type | Color | Pack. pc. | Weight kg/pack kit. | Index without frame |
|-----------|------------------|-----------|---------------------|---------------------|
| GPT RJ 45 | White | 6 | 0,6 | 1448-10 |
| | Cream | | | 1448-11 |
| | Silver | | | 1448-56 |
| | Black metallized | | | 1448-19 |

NORM: PN-IEC 60884-2-2:2012
Sockets: RJ45
Degree of protection IP20
External dimensions with frame: 85 mm x 85 mm



SENTIA SOCKET DOUBLE COMPUTER

| Type | Color | Pack. pc. | Weight kg/pack kit. | Index without frame |
|--------------|------------------|-----------|---------------------|---------------------|
| GPT 2x RJ 45 | White | 6 | 0,6 | 1449-10 |
| | Cream | | | 1449-11 |
| | Silver | | | 1449-56 |
| | Black metallized | | | 1449-19 |

NORM: PN-IEC 60884-2-2:2012
Sockets: RJ45
Degree of protection IP20
External dimensions with frame: 85 mm x 85 mm



SENTIA SOCKET COMPUTER + TELEPHONE

| Type | Color | Pack. pc. | Weight kg/pack kit. | Index without frame |
|-------------------|------------------|-----------|---------------------|---------------------|
| GPT RJ 45 + RJ 11 | White | 6 | 0,6 | 1459-10 |
| | Cream | | | 1459-11 |
| | Silver | | | 1459-56 |
| | Black metallized | | | 1459-19 |

NORM: PN-IEC 60884-2-2:2012
Sockets: RJ45+RJ11
Degree of protection IP20
External dimensions with frame: 85 mm x 85 mm



SENTIA SOCKET TV F-F

| Type | Color | Pack. pc. | Weight kg/pack kit. | Index without frame |
|-----------|------------------|-----------|---------------------|---------------------|
| GN TV F-F | White | 6 | 0,6 | 1486-10 |
| | Cream | | | 1486-11 |
| | Silver | | | 1486-56 |
| | Black metallized | | | 1486-19 |

NORM: PN-EN-50083-1:2002
Sockets: F-F
Degree of protection IP20
External dimensions with frame: 85 mm x 85 mm



SENTIA SOCKET DOUBLE TV F-F

| Type | Color | Pack. pc. | Weight kg/pack kit. | Index |
|-------------|------------------|-----------|---------------------|----------------|
| GN TV 2xF-F | White | 6 | 0,6 | 1487-10 |
| | Cream | | | 1487-11 |
| | Silver | | | 1487-56 |
| | Black metallized | | | 1487-19 |

NORM: PN-EN-50083-1:2002
Sockets: F-F
Degree of protection IP20
External dimensions with frame: 85 mm x 85 mm



SENTIA SOCKET R-TV -2XSAT TERMINAL

| Type | Color | Pack. pc. | Weight kg/pack kit. | Index without frame |
|-----------------|------------------|-----------|---------------------|---------------------|
| GPT RTV - 2xSAT | White | 6 | 0,6 | 1460-10 |
| | Cream | | | 1460-11 |
| | Silver | | | 1460-56 |
| | Black metallized | | | 1460-19 |

NORM: PN-EN-50083-1:2002
Sockets: R-TV-SAT
Degree of protection IP20
External dimensions with frame: 85 mm x 85 mm



SENTIA SOCKET R-TV-SAT 10 DB

| Type | Color | Pack. pc. | Weight kg/pack kit. | Index without frame |
|--------------------|------------------|-----------|---------------------|---------------------|
| GPT R-TV-SAT 10 dB | White | 6 | 0,6 | 1461-10 |
| | Cream | | | 1461-11 |
| | Silver | | | 1461-56 |
| | Black metallized | | | 1461-19 |

NORM: PN-EN-50083-1:2002
Sockets: R-TV-SAT
Degree of protection IP20
External dimensions with frame: 85 mm x 85 mm



SENTIA SOCKET R-TV-SAT TERMINAL

| Type | Color | Pack. pc. | Weight kg/pack kit. | Index without frame |
|-----------------------|------------------|-----------|---------------------|---------------------|
| GPT R-TV-SAT terminal | White | 6 | 0,6 | 1453-10 |
| | Cream | | | 1453-11 |
| | Silver | | | 1453-56 |
| | Black metallized | | | 1453-19 |

NORM: PN-EN-50083-1:2002
Sockets: R-TV-SAT
Degree of protection IP20
External dimensions with frame: 85 mm x 85 mm



SENTIA SOCKET R-TV 10DB, 14DB, 16DB

| Type | Color | Pack. pc. | Weight kg/pack kit. | Index without frame | | |
|----------|------------------|--------------|------------------------|---------------------|----------------|----------------|
| | | | | 10dB | 14dB | 16dB |
| GPT R-TV | White | 6 | 0,7 | 1454-10 | 1455-10 | 1456-10 |
| | Cream | | | 1454-11 | 1455-11 | 1456-11 |
| | Silver | | | 1454-56 | 1455-56 | 1456-56 |
| | Black metallized | | | 1454-19 | 1455-19 | 1456-19 |

NORM: PN-EN-50083-1:2002
 Sockets: R-TV
 Degree of protection IP20
 External dimensions with frame: 85 mm x 85 mm



SENTIA SOCKET R-TV TERMINAL, ENDING

| Type | Color | Pack. pc. | Weight kg/pack kit. | Index without frame | |
|----------|------------------|--------------|------------------------|---------------------|----------------|
| | | | | terminal | ending |
| GPT R-TV | White | 6 | 0,7 | 1452-10 | 1462-10 |
| | Cream | | | 1452-11 | 1462-11 |
| | Silver | | | 1452-56 | 1462-56 |
| | Black metallized | | | 1452-19 | 1462-19 |

NORM: PN-EN-50083-1:2002
 Sockets: R-TV
 Degree of protection IP20
 External dimensions with frame: 85 mm x 85 mm



SENTIA SOCKET SPEAKER

| Type | Color | Pack. pc. | Weight kg/pack kit. | Index without frame |
|-------------|------------------|--------------|------------------------|------------------------|
| GPT speaker | White | 6 | 0,7 | 1457-10 |
| | Cream | | | 1457-11 |
| | Silver | | | 1457-56 |
| | Black metallized | | | 1457-19 |

NORM: PN-EN-50083-1:2002
 Sockets: speaker
 Degree of protection IP20
 External dimensions with frame: 85 mm x 85 mm



SENTIA SOCKET DOUBLE SPEAKER

| Type | Color | Pack. pc. | Weight kg/pack kit. | Index without frame |
|----------------|------------------|--------------|------------------------|------------------------|
| GPT 2x speaker | White | 6 | 0,7 | 1458-10 |
| | Cream | | | 1458-11 |
| | Silver | | | 1458-56 |
| | Black metallized | | | 1458-19 |

NORM: PN-EN-50083-1:2002
 Sockets: speaker
 Degree of protection IP20
 External dimensions with frame: 85 mm x 85 mm

NEW



SENTIA GPT 2P+Z 2XUSB Z/R

| Type | Color | Pack. pc. | Weight kg/pack kit. | Index without frame |
|----------------|------------------|-----------|---------------------|---------------------|
| GPT 2P+Z 2xUSB | White | 1 | 0,6 | 1488-00 |
| | Silver | | | 1488-06 |
| | Black metallized | | | 1488-09 |

NORM: PN-IEC 60884-2-2:2012
 Sockets: GPT 2P+Z 2xUSB
 Sockets: 16A/230V- screw terminals
 Degree of protection IP20
 Socket USB power supply for charging mobile devices smartphone, tablet etc.
 External dimensions with frame: 85 mm x 85 mm

SENTIA

USB power
 5V DC
 2.1A / socket






ELEKTRO-PLAST

NASIELSK

**SENTIA UNIVERSAL FRAME SINGLE**

| Type | Color | Pack. pc. | Weight kg/100 pc. | Index |
|------|------------------|--------------|----------------------|----------------|
| R1 | White | 50 | 0,6 | 1471-00 |
| | Cream | | | 1471-01 |
| | Silver | | | 1471-56 |
| | Black metallized | | | 1471-09 |
| | Red | | | 1471-59 |
| | Wenge | | | 1471-34 |

External dimension: 85x85

**SENTIA UNIVERSAL FRAME DOUBLE**

| Type | Color | Pack. pc. | Weight kg/100 pc. | Index |
|------|------------------|--------------|----------------------|----------------|
| R2 | White | 25 | 0,6 | 1472-00 |
| | Cream | | | 1472-01 |
| | Silver | | | 1472-56 |
| | Black metallized | | | 1472-09 |
| | Red | | | 1472-59 |
| | Wenge | | | 1472-34 |

External dimension: 85x156

**SENTIA UNIVERSAL FRAME TRIPLE**

| Type | Color | Pack. pc. | Weight kg/100 pc. | Index |
|------|------------------|--------------|----------------------|----------------|
| R3 | 3White | 20 | 0,62 | 1473-00 |
| | Cream | | | 1473-01 |
| | Silver | | | 1473-56 |
| | Black metallized | | | 1473-09 |
| | Red | | | 1473-59 |
| | Wenge | | | 1473-34 |

External dimension: 85x227

**SENTIA UNIVERSAL FRAME FOURFOLD**

| Type | Color | Pack. pc. | Weight kg/100 pc. | Index |
|------|------------------|--------------|----------------------|----------------|
| R4 | White | 15 | 0,6 | 1474-00 |
| | Cream | | | 1474-01 |
| | Silver | | | 1474-56 |
| | Black metallized | | | 1474-09 |
| | Red | | | 1474-59 |
| | Wenge | | | 1474-34 |


External dimension: 85x299

**SENTIA UNIVERSAL FRAME FIVEFOLD**

| Type | Color | Pack. pc. | Weight kg/100 pc. | Index |
|------|------------------|--------------|----------------------|----------------|
| R5 | White | 10 | 0,6 | 1475-00 |
| | Cream | | | 1475-01 |
| | Silver | | | 1475-56 |
| | Black metallized | | | 1475-09 |
| | Red | | | 1475-59 |
| | Wenge | | | 1475-34 |

External dimension: 85x370


SENTIA - FRAMES




1471-00
Frame 1x white



1471-01
Frame 1x cream



1471-56
Frame 1x silver



1471-09
Frame 1x
black metallized



1471-34
Frame 1x wenge



1471-59
Frame 1x red




1471-40
Frame 1x white IP44

IP44


Universal system multiple frames

provides various configuration max 5 mod vertical and horizontal version


- due to symmetric construction all frames provides vertical and horizontal assembly
- Sentia serie brings frames from 1 to 5
- each single socket equipped with child protection



1472-00
Frame 2x
white



1473-00
Frame 3x
white



1474-00
Frame 4x
white



1475-00
Frame 5x
white



SENTIA ADAPTER SURFACE MOUNTED MAIN

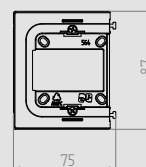

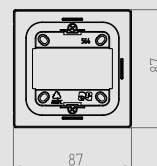
| Type | Color | Pack. pc. | Waga kg/1 szt. | Index |
|-------------|--------|-----------|----------------|---------|
| Adapter n/t | White | 10 | 0,053 | 1480-10 |
| | Cream | | | 1480-11 |
| | Silver | | | 1480-12 |

The surface-mounted adapter enables the assembly and extension of wall-mounted electrical installation accessories to the wall version.

SENTIA ADAPTER SURFACE MOUNTED EXTENDED

| Type | Color | Pack. pc. | Waga kg/1 szt. | Index |
|-------------|--------|-----------|----------------|---------|
| Adapter n/t | White | 10 | 0,04 | 1480-20 |
| | Cream | | | 1480-21 |
| | Silver | | | 1480-22 |

Expansion adapter in conjunction with the basic adapter 1480-XX enables the assembly of accessories in multiple frames in any number of modules.



• SURFACE MOUNTED



ELEMENTS:

- SWITCH FLUSH MOUNTED 1410-10
- SOCKET 1434-10
- FRAME R2 1472-00
- MAIN ADAPTER 1480-10
- EXTENDED ADAPTER 1480-20



SENTIA™

Harmony **style™**

Frames **glass**

SENTIA



White



Sea



Limon



Honey



Black



Silver

Design of glass frames SENTIA™

it has been designed to meet the aesthetic requirements and visions of the decorating clients

SENTIA



GLASS

SENTIA GLASS FRAME UNIVERSAL SINGLE

| Type | Color | Pack. pc. /kg | Weight kg/100 pc. | Index |
|------|------------------|------------------|----------------------|---------|
| R1 | Glass black | 1 | 0,06 | 1471-61 |
| | Glass white | | | 1471-62 |
| | Glass silver | | | 1471-63 |
| | Glass sea | | | 1471-64 |
| | Glass blue | | | 1471-66 |
| | Glass strawberry | | | 1471-67 |
| | Glass vanilla | | | 1471-68 |
| | Glass chocolate | | | 1471-69 |
| | Glass limon | | | 1471-70 |
| | Glass honey | | | 1471-71 |

External dimension: 95x95

GLASS

SENTIA GLASS FRAME UNIVERSAL DOUBLE

| Type | Color | Pack. pc. /kg | Weight kg/100 pc. | Index |
|------|------------------|------------------|----------------------|---------|
| R2 | Glass black | 1 | 0,01 | 1472-61 |
| | Glass white | | | 1472-62 |
| | Glass silver | | | 1472-63 |
| | Glass sea | | | 1472-64 |
| | Glass blue | | | 1472-66 |
| | Glass strawberry | | | 1472-67 |
| | Glass vanilla | | | 1472-68 |
| | Glass chocolate | | | 1472-69 |
| | Glass limon | | | 1472-70 |
| | Glass honey | | | 1472-71 |

External dimension: 95x166

GLASS

SENTIA GLASS FRAME UNIVERSAL TRIPLE

| Type | Color | Pack. pc. /kg | Weight kg/100 pc. | Index |
|------|------------------|------------------|----------------------|---------|
| R3 | Glass black | 1 | 0,014 | 1473-61 |
| | Glass white | | | 1473-62 |
| | Glass silver | | | 1473-63 |
| | Glass sea | | | 1473-64 |
| | Glass blue | | | 1473-66 |
| | Glass strawberry | | | 1473-67 |
| | Glass vanilla | | | 1473-68 |
| | Glass chocolate | | | 1473-69 |
| | Glass limon | | | 1473-70 |
| | Glass honey | | | 1473-71 |

External dimension: 95x237

GLASS

SENTIA GLASS FRAME UNIVERSAL FOURFOLD

| Type | Color | Pack. pc. /kg | Weight kg/100 pc. | Index |
|------|------------------|------------------|----------------------|---------|
| R4 | Glass black | 1 | 0,014 | 1474-61 |
| | Glass white | | | 1474-62 |
| | Glass silver | | | 1474-63 |
| | Glass sea | | | 1474-64 |
| | Glass blue | | | 1474-66 |
| | Glass strawberry | | | 1474-67 |
| | Glass vanilla | | | 1474-68 |
| | Glass chocolate | | | 1474-69 |
| | Glass limon | | | 1474-70 |
| | Glass honey | | | 1474-71 |

External dimension: 95x308

- new glass frames are essential aesthetic part electrical switches and sockets
- version metallic double coated paint and acrylic what helps to avoid any scratches
- glass frames makes a suitable harmony to Sentia™ serie due to vertical and horizontal assembly.



White



Blue



Strawberry



Vanilla



Chocolate



Limon



Honey



Black



Sea



Silver


SENTIA

Volante

FRAME SERIES



Volante



white



cream



silver



graphite

Frame **Volante**:

- **WIDE COLOUR PALLET**
- **FRAMES GLASS**
- **FRAME SERIES**
- **DIMMER LED**
- **BACKLIGHT**
- **SOCKETS PC, TEL, TV-SAT**





VOLANTE SWITCH FLUSH MOUNTED 1-POLE

| Type | Color | Pack. pc. | Weight kg/pack kit. | Index |
|------------|----------|--------------|------------------------|----------------|
| 1PT-1 pole | White | 10 | 1,0 | 2610-00 |
| | Cream | | | 2610-01 |
| | Silver | | | 2610-06 |
| | Graphite | | | 2610-08 |

NORM: PN-EN-60669-1:2006
Switching on one light source or one group of light sources.
Switches: 10A/250V-self-terminals
Degree of protection IP20
External dimensions with frame: 86 mm x 86 mm



VOLANTE SWITCH FLUSH MOUNTED 1-POLE WITH BACKLIGHT

| Type | Color | Pack. pc. | Weight kg/pack kit. | Index |
|---------------------------|----------|--------------|------------------------|----------------|
| 1PT 1-pole with backlight | White | 10 | 1,0 | 2623-00 |
| | Cream | | | 2623-01 |
| | Silver | | | 2623-06 |
| | Graphite | | | 2623-08 |

NORM: PN-EN-60669-1:2006
Switching on one light source or one group of light sources.
Switches: 10A/250V-self-terminals
Degree of protection IP20
External dimensions with frame: 86 mm x 86 mm



VOLANTE SWITCH FLUSH MOUNTED CANDLESTICK

| Type | Color | Pack. pc. | Weight kg/pack kit. | Index |
|-----------------|----------|--------------|------------------------|----------------|
| 1PT candlestick | White | 10 | 1,0 | 2611-00 |
| | Cream | | | 2611-01 |
| | Silver | | | 2611-06 |
| | Graphite | | | 2611-08 |

NORM: PN-EN-60669-1:2006
Switches: 10A/250V-self-terminals
Degree of protection IP20
External dimensions with frame: 86 mm x 86 mm



VOLANTE SWITCH FLUSH MOUNTED CANDLESTICK WITH BACKLIGHT

| Type | Color | Pack. pc. | Weight kg/pack kit. | Index |
|--------------------------------|----------|--------------|------------------------|----------------|
| 1PT candlestick with backlight | White | 10 | 1,0 | 2624-00 |
| | Cream | | | 2624-01 |
| | Silver | | | 2624-06 |
| | Graphite | | | 2624-08 |

NORM: PN-EN-60669-1:2006
Switches: 10A/250V-self-terminals
Degree of protection IP20
External dimensions with frame: 86 mm x 86 mm



VOLANTE SWITCH FLUSH MOUNTED TWO WAY

| Type | Color | Pack. pc. | Weight kg/pack kit. | Index |
|-------------|----------|--------------|------------------------|----------------|
| 1PT two way | White | 10 | 1,0 | 2612-00 |
| | Cream | | | 2612-01 |
| | Silver | | | 2612-06 |
| | Graphite | | | 2612-08 |

NORM: PN-EN-60669-1:2006
Switching on one light source or one group of light sources.
Switches: 10A/250V-self-terminals
Degree of protection IP20
External dimensions with frame: 86 mm x 86 mm



VOLANTE SWITCH FLUSH MOUNTED TWO WAY WITH BACKLIGHT

| Type | Color | Pack. pc. | Weight kg/pack kit. | Index |
|----------------------------|----------|--------------|------------------------|----------------|
| ŁPT two way with backlight | White | 10 | 1,0 | 2625-00 |
| | Cream | | | 2625-01 |
| | Silver | | | 2625-06 |
| | Graphite | | | 2625-08 |

NORM: PN-EN-60669-1:2006
Switching on one light source or one group of light sources.
Switches: 10A/250V~self-terminals
Degree of protection IP20
External dimensions with frame: 86 mm x 86 mm



VOLANTE SWITCH FLUSH MOUNTED DOUBLE TWO WAY

| Type | Color | Pack. pc. | Weight kg/pack kit. | Index |
|----------------|----------|--------------|------------------------|----------------|
| ŁPT 2x two way | White | 6 | 0,6 | 2618-00 |
| | Cream | | | 2618-01 |
| | Silver | | | 2618-06 |
| | Graphite | | | 2618-08 |

NORM: PN-EN-60669-1:2006
Switching on one light source or one group of light sources.
Switches: 10A/250V~self-terminals
Degree of protection IP20
External dimensions with frame: 86 mm x 86 mm



VOLANTE SWITCH FLUSH MOUNTED PUSH „LIGHT”

| Type | Color | Pack. pc. | Weight kg/pack kit. | Index |
|------------------|----------|--------------|------------------------|----------------|
| ŁPT push „light” | White | 6 | 0,6 | 2613-00 |
| | Cream | | | 2613-01 |
| | Silver | | | 2613-06 |
| | Graphite | | | 2613-08 |

NORM: PN-EN-60669-1:2006
Switching on one light source or one group of light sources.
Switches: 10A/250V~self-terminals
Degree of protection IP20
External dimensions with frame: 86 mm x 86 mm



VOLANTE SWITCH FLUSH MOUNTED PUSH „LIGHT” WITH BACKLIGHT

| Type | Color | Pack. pc. | Weight kg/pack kit. | Index |
|---------------------------------|----------|--------------|------------------------|----------------|
| ŁPT push „light” with backlight | White | 6 | 0,6 | 2626-00 |
| | Cream | | | 2626-01 |
| | Silver | | | 2626-06 |
| | Graphite | | | 2626-08 |

NORM: PN-EN-60669-1:2006
Switching on one light source or one group of light sources.
Switches: 10A/250V~self-terminals
Degree of protection IP20
External dimensions with frame: 86 mm x 86 mm



VOLANTE SWITCH FLUSH MOUNTED PUSH „BELL”

| Type | Color | Pack. pc. | Weight kg/pack kit. | Index |
|-----------------|----------|--------------|------------------------|----------------|
| ŁPT push „bell” | White | 6 | 0,6 | 2614-00 |
| | Cream | | | 2614-01 |
| | Silver | | | 2614-06 |
| | Graphite | | | 2614-08 |

NORM: PN-EN-60669-1:2006
Switching on one light source or one group of light sources.
Switches: 10A/250V~self-terminals
Degree of protection IP20
External dimensions with frame: 86 mm x 86 mm

VOLANTE



VOLANTE SWITCH FLUSH MOUNTED PUSH „BELL” WITH BACKLIGHT

| Type | Color | Pack. pc. | Weight kg/pack kit. | Index |
|--------------------------------|----------|--------------|------------------------|----------------|
| 1PT push „bell” with backlight | White | 6 | 0,6 | 2627-00 |
| | Cream | | | 2627-01 |
| | Silver | | | 2627-06 |
| | Graphite | | | 2627-08 |

NORM: PN-EN-60669-1:2006
Switching on one light source or one group of light sources.
Switches: 10A/250V-self-terminals
Degree of protection IP20
External dimensions with frame: 86 mm x 86 mm



VOLANTE SWITCH FLUSH MOUNTED CROSSED

| Type | Color | Pack. pc. | Weight kg/pack kit. | Index |
|-------------|----------|--------------|------------------------|----------------|
| 1PT crossed | White | 6 | 0,6 | 2615-00 |
| | Cream | | | 2615-01 |
| | Silver | | | 2615-06 |
| | Graphite | | | 2615-08 |

NORM: PN-EN-60669-1:2006
Switching on one light source or one group of light sources.
Switches: 10A/250V-self-terminals
Degree of protection IP20
External dimensions with frame: 86 mm x 86 mm



VOLANTE SWITCH FLUSH MOUNTED CROSSED WITH BACKLIGHT

| Type | Color | Pack. pc. | Weight kg/pack kit. | Index |
|----------------------------|----------|--------------|------------------------|----------------|
| 1PT crossed with backlight | White | 6 | 0,6 | 2628-00 |
| | Cream | | | 2628-01 |
| | Silver | | | 2628-06 |
| | Graphite | | | 2628-08 |

NORM: PN-EN-60669-1:2006
Switching on one light source or one group of light sources.
Switches: 10A/250V-self-terminals
Degree of protection IP20
External dimensions with frame: 86 mm x 86 mm



VOLANTE SWITCH FLUSH MOUNTED BLIND

| Type | Color | Pack. pc. | Weight kg/pack kit. | Index |
|-----------|----------|--------------|------------------------|----------------|
| 1PT blind | White | 6 | 0,6 | 2616-00 |
| | Cream | | | 2616-01 |
| | Silver | | | 2616-06 |
| | Graphite | | | 2616-08 |

NORM: PN-EN-60669-1:2006
Switching on one light source or one group of light sources.
Switches: 10A/250V-self-terminals
Degree of protection IP20
External dimensions with frame: 86 mm x 86 mm



VOLANTE DIMMER 400 W

| Type | Color | Pack. pc. | Weight kg/pack kit. | Index |
|-----------------|----------|--------------|------------------------|----------------|
| SPT dimmer 400W | White | 6 | 0,75 | 2617-00 |
| | Cream | | | 2617-01 |
| | Silver | | | 2617-06 |
| | Graphite | | | 2617-08 |

NORM: PN-EN-60669-1:2006
Switching on one light source or one group of light sources.
Switches: 10A/250V-self-terminals
Degree of protection IP20
External dimensions with frame: 86 mm x 86 mm

LED



VOLANTE DIMMER FOR LED SOURCES

| Type | Color | Pack. pc. | Weight kg/pack kit. | Index |
|-------------------------------|----------|--------------|------------------------|----------------|
| SPT Dimmer for LED sources | White | 6 | 0,75 | 2607-00 |
| | Cream | | | 2607-01 |
| | Silver | | | 2607-06 |
| | Graphite | | | 2607-08 |

Controlling the brightness of the stream of connected LED sources
 NORM: PN-EN-60669-1:2006
 Switching on one light source or one group of light sources.
 Switches: 10A/250V-self-terminals
 Degree of protection IP20. External dimensions with frame: 86 mm x 86 mm



VOLANTE SWITCH PUSH

| Type | Color | Pack. pc. | Weight kg/pack kit. | Index |
|----------|----------|--------------|------------------------|----------------|
| ŁPT-push | White | 6 | 0,57 | 2603-00 |
| | Cream | | | 2603-01 |
| | Silver | | | 2603-06 |
| | Graphite | | | 2603-08 |

NORM: PN-EN-60669-1:2006
 Degree of protection IP20
 External dimensions with frame: 86 mm x 86 mm



VOLANTE SWITCH FLUSH MOUNTED PUSH „KEY”

| Type | Color | Pack. pc. | Weight kg/pack kit. | Index |
|-----------|----------|--------------|------------------------|----------------|
| ŁPT-„KEY” | White | 6 | 0,57 | 2604-00 |
| | Cream | | | 2604-01 |
| | Silver | | | 2604-06 |
| | Graphite | | | 2604-08 |

NORM: PN-EN-60669-1:2006
 Degree of protection IP20
 External dimensions with frame: 86 mm x 86 mm



VOLANTE MASK

| Type | Color | Pack. pc. | Weight kg/pack kit. | Index |
|------|----------|--------------|------------------------|----------------|
| mask | White | 10 | 0,57 | 2670-00 |
| | Cream | | | 2670-01 |
| | Silver | | | 2670-06 |
| | Graphite | | | 2670-08 |

NORM: PN-EN-60669-1:2006
 Degree of protection IP20
 External dimensions with frame: 86 mm x 86 mm

VOLANTE



VOLANTE SOCKET WITH GROUNDING

| Type | Color | Pack. pc. | Weight kg/pack kit. | Index |
|----------|----------|--------------|------------------------|----------------|
| GPT 2P+Z | White | 10 | 1,2 | 2633-00 |
| | Cream | | | 2633-01 |
| | Silver | | | 2633-06 |
| | Graphite | | | 2633-08 |

NORM: PN-EN-60669-1:2006
Sockets: 16A/230V~ screw terminals
Degree of protection IP20
External dimensions with frame: 86 mm x 86 mm



VOLANTE SOCKET

| Type | Color | Pack. pc. | Weight kg/pack kit. | Index |
|--------|----------|--------------|------------------------|----------------|
| GPT 2P | White | 10 | 1,2 | 2631-00 |
| | Cream | | | 2631-01 |
| | Silver | | | 2631-06 |
| | Graphite | | | 2631-08 |

NORM: PN-EN-60669-1:2006
Sockets: 16A/230V~ screw terminals
Degree of protection IP20
External dimensions with frame: 86 mm x 86 mm



VOLANTE SOCKET MODULAR WITH GROUNDING

| Type | Color | Pack. pc. | Weight kg/pack kit. | Index |
|------------|----------|--------------|------------------------|----------------|
| GPT 2x2P+Z | White | 10 | 1,3 | 2643-00 |
| | Cream | | | 2643-01 |
| | Silver | | | 2643-06 |
| | Graphite | | | 2643-08 |

NORM: PN-EN-60669-1:2006
Sockets: 16A/230V~ screw terminals
Socket modular for multiple frame.
Degree of protection IP20
External dimensions with frame: 86 mm x 86 mm



VOLANTE SOCKET MODULAR

| Type | Color | Pack. pc. | Weight kg/pack kit. | Index |
|----------|----------|--------------|------------------------|----------------|
| GPT 2x2P | White | 10 | 1,3 | 2644-00 |
| | Cream | | | 2644-01 |
| | Silver | | | 2644-06 |
| | Graphite | | | 2644-08 |

NORM: PN-EN-60669-1:2006
Socket modular for multiple frame.
Sockets: 16A/230V~ screw terminals
Degree of protection IP20
External dimensions with frame: 86 mm x 86 mm



VOLANTE SOCKET WITH GROUNDING WITH PRINT „DATA”

| Type | Color | Pack. pc. | Weight kg/pack kit. | Index |
|-----------------|-------|--------------|------------------------|----------------|
| GPT 2P+Z „DATA” | Red | 10 | 1,2 | 2642-00 |

NORM: PN-EN-60669-1:2006
Sockets: 16A/230V~ screw terminals
Degree of protection IP20
External dimensions with frame: 86 mm x 86 mm



VOLANTE SOCKET WITH GROUNDING SCHUKO

| Type | Color | Pack. pc. | Weight kg/pack kit. | Index |
|-----------------|----------|--------------|------------------------|----------------|
| GPT 2P+Z schuko | White | 10 | 1,2 | 2637-00 |
| | Cream | | | 2637-01 |
| | Silver | | | 2637-06 |
| | Graphite | | | 2637-08 |

NORM: PN-EN-60669-1:2006
 Sockets: 16A/230V- screw terminals
 Degree of protection IP20
 External dimensions with frame: 86 mm x 86 mm



VOLANTE SOCKET DOUBLE WITH GROUNDING SCHUKO

| Type | Color | Pack. pc. | Weight kg/pack kit. | Index |
|-------------------|----------|--------------|------------------------|----------------|
| 2xGPT 2P+Z schuko | White | 10 | 1,3 | 2638-00 |
| | Cream | | | 2638-01 |
| | Silver | | | 2638-06 |
| | Graphite | | | 2638-08 |

NORM: PN-EN-60669-1:2006
 Sockets: 16A/230V- screw terminals
 Degree of protection IP20
 External dimensions with frame: 86 mm x 86 mm



VOLANTE SOCKET WITH GROUNDING IP44

| Type | Color | Pack. pc. | Weight kg/pack kit. | Index |
|----------|----------|--------------|------------------------|----------------|
| GPT 2P+Z | White | 10 | 1,2 | 2636-00 |
| | Cream | | | 2636-01 |
| | Silver | | | 2636-06 |
| | Graphite | | | 2636-08 |

NORM: PN-EN-60669-1:2006
 Sockets: 16A/230V- screw terminals
 Degree of protection IP44
 External dimensions with frame: 86 mm x 86 mm



VOLANTE SOCKET WITH GROUNDING IP44 SMOKE

| Type | Color | Pack. pc. | Weight kg/pack kit. | Index |
|----------|----------|--------------|------------------------|----------------|
| GPT 2P+Z | White | 10 | 1,2 | 2666-00 |
| | Cream | | | 2666-01 |
| | Silver | | | 2666-06 |
| | Graphite | | | 2666-08 |

NORM: PN-EN-60669-1:2006
 Sockets: 16A/230V- screw terminals
 Degree of protection IP44
 External dimensions with frame: 86 mm x 86 mm



VOLANTE GASKET DO SWITCH FLUSH MOUNTED AND SOCKETS IP44

| Type | Color | Pack. pc. | Weight kg/pack kit. | Index |
|--------|---------|--------------|------------------------|------------------|
| gasket | Transp. | 10 | 0,042 | 263603-00 |

NORM: PN-EN-60669-1:2006
 Degree of protection IP44
 External dimensions with frame: 86 mm x 86 mm



VOLANTE SOCKET TELEPHONE

| Type | Color | Pack. pc. | Weight kg/pack kit. | Index |
|------------------|----------|--------------|------------------------|----------------|
| GPT RJ11 LEVITON | White | 6 | 0,6 | 2650-00 |
| | Cream | | | 2650-01 |
| | Silver | | | 2650-06 |
| | Graphite | | | 2650-08 |

NORM: PN-IEC 60884-2-2:2012
Degree of protection IP20
External dimensions with frame: 86 mm x 86 mm



VOLANTE SOCKET DOUBLE TELEPHONE

| Type | Color | Pack. pc. | Weight kg/pack kit. | Index |
|--------------------|----------|--------------|------------------------|----------------|
| GPT 2xRJ11 LEVITON | White | 6 | 0,6 | 2651-00 |
| | Cream | | | 2651-01 |
| | Silver | | | 2651-06 |
| | Graphite | | | 2651-08 |

NORM: PN-IEC 60884-2-2:2012
Degree of protection IP20
External dimensions with frame: 86 mm x 86 mm



VOLANTE SOCKET COMPUTER

| Type | Color | Pack. pc. | Weight kg/pack kit. | Index |
|------------------|----------|--------------|------------------------|----------------|
| GPT RJ45 LEVITON | White | 6 | 0,6 | 2648-00 |
| | Cream | | | 2648-01 |
| | Silver | | | 2648-06 |
| | Graphite | | | 2648-08 |

NORM: PN-IEC 60884-2-2:2012
Degree of protection IP20
External dimensions with frame: 86 mm x 86 mm



VOLANTE SOCKET DOUBLE COMPUTER

| Type | Color | Pack. pc. | Weight kg/pack kit. | Index |
|--------------------|----------|--------------|------------------------|----------------|
| GPT 2xRJ45 LEVITON | White | 6 | 0,6 | 2649-00 |
| | Cream | | | 2649-01 |
| | Silver | | | 2649-06 |
| | Graphite | | | 2649-08 |

NORM: PN-IEC 60884-2-2:2012
Degree of protection IP20
External dimensions with frame: 86 mm x 86 mm



VOLANTE SOCKET DOUBLE COMPUTER+TELEPHONE

| Type | Color | Pack. pc. | Weight kg/pack kit. | Index |
|-------------------------|----------|--------------|------------------------|----------------|
| GPT RJ45 + RJ11 LEVITON | White | 6 | 0,6 | 2659-00 |
| | Cream | | | 2659-01 |
| | Silver | | | 2659-06 |
| | Graphite | | | 2659-08 |

NORM: PN-IEC 60884-2-2:2012
Degree of protection IP20
External dimensions with frame: 86 mm x 86 mm



VOLANTE SOCKET TV F-F

| Type | Color | Pack. pc. | Weight kg/pack kit. | Index | | |
|-----------|----------|--------------|------------------------|----------------|-------------------|------------|
| | | | | 10dB | R-TV-SAT terminal | R-TV 2xSAT |
| GN TV F-F | White | 6 | 0,6 | 2686-00 | | |
| | Cream | | | 2686-01 | | |
| | Silver | | | 2686-06 | | |
| | Graphite | | | 2686-08 | | |

NORM: PN-EN-50083-1:2002
Degree of protection IP20
External dimensions with frame: 86 mm x 86 mm



VOLANTE SOCKET DOUBLE TV F-F

| Type | Color | Pack. pc. | Weight kg/pack kit. | Index | | |
|--------------|----------|--------------|------------------------|----------------|-------------------|------------|
| | | | | 10dB | R-TV-SAT terminal | R-TV 2xSAT |
| GN TV 2x F-F | White | 6 | 0,6 | 2687-00 | | |
| | Cream | | | 2687-01 | | |
| | Silver | | | 2687-06 | | |
| | Graphite | | | 2687-08 | | |

NORM: PN-EN-50083-1:2002
Degree of protection IP20
External dimensions with frame: 86 mm x 86 mm



VOLANTE SOCKET R-TV 10DB, 14DB, 16DB

| Type | Color | Pack. pc. | Weight kg/pack kit. | Index | | |
|----------|----------|--------------|------------------------|----------------|----------------|----------------|
| | | | | 10dB | 14dB | 16dB |
| GPT R-TV | White | 6 | 0,7 | 2654-00 | 2655-00 | 2656-00 |
| | Cream | | | 2654-01 | 2655-01 | 2656-01 |
| | Silver | | | 2654-06 | 2655-06 | 2656-06 |
| | Graphite | | | 2654-08 | 2655-08 | 2656-08 |

NORM: PN-EN-50083-1:2002
Degree of protection IP20
External dimensions with frame: 86 mm x 86 mm



VOLANTE SOCKET R-TV 10DB THROUGH, R-TV-SAT TERMINAL, R-TV 2XSAT

| Type | Color | Pack. pc. | Weight kg/pack kit. | Index | | |
|----------|----------|--------------|------------------------|----------------|-------------------|----------------|
| | | | | 10dB through | R-TV-SAT terminal | R-TV 2xSAT |
| GPT R-TV | White | 6 | 0,6 | 2661-00 | 2653-00 | 2660-00 |
| | Cream | | | 2661-01 | 2653-01 | 2660-01 |
| | Silver | | | 2661-06 | 2653-06 | 2660-06 |
| | Graphite | | | 2661-08 | 2653-08 | 2660-08 |

NORM: PN-EN-50083-1:2002
Degree of protection IP20
External dimensions with frame: 86 mm x 86 mm



VOLANTE SOCKET R-TV TERMINAL, RTV ENDING

| Type | Color | Pack. pc. | Weight kg/pack kit. | Index | |
|----------|----------|--------------|------------------------|----------------|----------------|
| | | | | terminal | ending |
| GPT R-TV | White | 6 | 0,7 | 2652-00 | 2662-00 |
| | Cream | | | 2652-01 | 2662-01 |
| | Silver | | | 2652-06 | 2662-06 |
| | Graphite | | | 2652-08 | 2662-08 |

NORM: PN-EN-50083-1:2002
Degree of protection IP20
External dimensions with frame: 86 mm x 86 mm

*ATTENTION - Product indexes given in the version without a frame.



VOLANTE SOCKET SPEAKER

| Type | Color | Pack. pc. | Weight kg/pack kit. | Index |
|-------------|----------|--------------|------------------------|----------------|
| GPT speaker | White | 6 | 0,7 | 2657-00 |
| | Cream | | | 2657-01 |
| | Silver | | | 2657-06 |
| | Graphite | | | 2657-08 |

NORM: PN-EN-50083-1:2002
 Degree of protection IP20
 External dimensions with frame: 86 mm x 86 mm

VOLANTE SOCKET DOUBLE SPEAKER

| Type | Color | Pack. pc. | Weight kg/pack kit. | Index |
|---------------|----------|--------------|------------------------|----------------|
| GPT 2xspeaker | White | 6 | 0,7 | 2658-00 |
| | Cream | | | 2658-01 |
| | Silver | | | 2658-06 |
| | Graphite | | | 2658-08 |

NORM: PN-EN-50083-1:2002
 Degree of protection IP20
 External dimensions with frame: 86 mm x 86 mm



VOLANTE UNIVERSAL FRAME SINGLE

| Type | Color | Pack. pc. | Weight kg/pack kit. | Index |
|-------|----------|--------------|------------------------|----------------|
| Frame | White | 50 | | 2671-00 |
| | Cream | | | 2671-01 |
| | Silver | | | 2671-06 |
| | Graphite | | | 2671-08 |

NORM: PN-IEC 60884-2-2:2012
Degree of protection IP20
External dimension: 86 mm x 86 mm



VOLANTE UNIVERSAL FRAME DOUBLE

| Type | Color | Pack. pc. | Weight kg/pack kit. | Index |
|--------------|----------|--------------|------------------------|----------------|
| Frame double | White | 25 | | 2672-00 |
| | Cream | | | 2672-01 |
| | Silver | | | 2672-06 |
| | Graphite | | | 2672-08 |

NORM: PN-IEC 60884-2-2:2012
Degree of protection IP20
External dimension: 86 mm x 157 mm



VOLANTE UNIVERSAL FRAME TRIPLE

| Type | Color | Pack. pc. | Weight kg/pack kit. | Index |
|--------------|----------|--------------|------------------------|----------------|
| Frame triple | White | 20 | | 2673-00 |
| | Cream | | | 2673-01 |
| | Silver | | | 2673-06 |
| | Graphite | | | 2673-08 |

NORM: PN-IEC 60884-2-2:2012
Degree of protection IP20
External dimension: 86 mm x 229mm



VOLANTE UNIVERSAL FRAME FOURFOLD

| Type | Color | Pack. pc. | Weight kg/pack kit. | Index |
|----------------|----------|--------------|------------------------|----------------|
| Frame fourfold | White | 15 | | 2674-00 |
| | Cream | | | 2674-01 |
| | Silver | | | 2674-06 |
| | Graphite | | | 2674-08 |

NORM: PN-IEC 60884-2-2:2012
Degree of protection IP20
External dimension: 86 mm x 300 mm



VOLANTE UNIVERSAL FRAME FIVEFOLD

| Type | Color | Pack. pc. | Weight kg/pack kit. | Index |
|----------------|----------|--------------|------------------------|----------------|
| Frame fivefold | White | 5 | | 2675-00 |
| | Cream | | | 2675-01 |
| | Silver | | | 2675-06 |
| | Graphite | | | 2675-08 |

NORM: PN-IEC 60884-2-2:2012
Degree of protection IP20
External dimension: 86 mm x 371 mm

GLASS

VOLANTE FRAME 1X GLASS



| Type | Color | Pack. pc. | Weight kg/pack kit. | Index |
|----------|------------|--------------|------------------------|----------------|
| Frame 1x | Black | 1 | | 2671-61 |
| | White | | | 2671-62 |
| | Strawberry | | | 2671-67 |

NORM: PN-IEC 60884-2-2:2012
Degree of protection IP20
External dimension: 89 mm x 89 mm

GLASS

VOLANTE FRAME 2X GLASS



| Type | Color | Pack. pc. | Weight kg/pack kit. | Index |
|----------|------------|--------------|------------------------|----------------|
| Frame 2x | Black | 1 | | 2672-61 |
| | White | | | 2672-62 |
| | Strawberry | | | 2672-67 |

NORM: PN-IEC 60884-2-2:2012
Degree of protection IP20
External dimension: 89 mm x 160 mm

GLASS

VOLANTE FRAME 3X GLASS

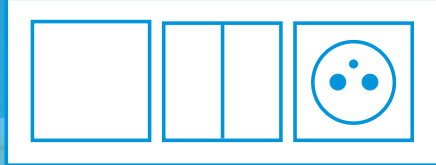


| Type | Color | Pack. pc. | Weight kg/pack kit. | Index |
|----------|------------|--------------|------------------------|----------------|
| Frame 3x | Black | 1 | | 2673-61 |
| | White | | | 2673-62 |
| | Strawberry | | | 2673-67 |

NORM: PN-IEC 60884-2-2:2012
Degree of protection IP20
External dimension: 89 mm x 231 mm

Volante


FRAME SERIES




Glass frames multiple universal




Perfection in it's **simplicity**





white




silver



graphite

Frames serie LORENTE


- WIDE COLOURS PALLETE
- DIMMER LED
- FRAMES GLASS
- BACKLIGHT SWITCHES
- FRAME SERIES
- SOCKETS PC, TEL, TV-SAT



LORENTE SWITCH FLUSH MOUNTED 1-POLE

| Type | Color | Pack. pc. | Weight kg/pack kit. | Index |
|------------|----------|--------------|------------------------|----------------|
| ŁPT-1 pole | White | 10 | 1,0 | 3010-00 |
| | Silver | | | 3010-06 |
| | Graphite | | | 3010-08 |


NORM: PN-EN-60669-1:2006
 Switching on one light source or one group of light sources.
 Switches: 10A/250V~self-terminals
 Degree of protection IP20
 External dimensions with frame: 85 mm x 85 mm



LORENTE SWITCH FLUSH MOUNTED 1-POLE WITH BACKLIGHT

| Type | Color | Pack. pc. | Weight kg/pack kit. | Index |
|---------------------------|----------|--------------|------------------------|----------------|
| ŁPT 1-pole with backlight | White | 10 | 1,0 | 3023-00 |
| | Silver | | | 3023-06 |
| | Graphite | | | 3023-08 |

NORM: PN-EN-60669-1:2006
 Switching on one light source or one group of light sources.
 Switches: 10A/250V~self-terminals
 Degree of protection IP20
 External dimensions with frame: 85 mm x 85 mm



LORENTE SWITCH FLUSH MOUNTED CANDLESTICK

| Type | Color | Pack. pc. | Weight kg/pack kit. | Index |
|-----------------|----------|--------------|------------------------|----------------|
| ŁPT candlestick | White | 10 | 1,0 | 3011-00 |
| | Silver | | | 3011-06 |
| | Graphite | | | 3011-08 |

NORM: PN-EN-60669-1:2006
 Switches: 10A/250V~self-terminals
 Degree of protection IP20
 External dimensions with frame: 85 mm x 85 mm



LORENTE SWITCH FLUSH MOUNTED CANDLESTICK WITH BACKLIGHT

| Type | Color | Pack. pc. | Weight kg/pack kit. | Index |
|--------------------------------|----------|--------------|------------------------|----------------|
| ŁPT candlestick with backlight | White | 10 | 1,0 | 3024-00 |
| | Silver | | | 3024-06 |
| | Graphite | | | 3024-08 |


NORM: PN-EN-60669-1:2006
 Switches: 10A/250V~self-terminals
 Degree of protection IP20
 External dimensions with frame: 85 mm x 85 mm



LORENTE SWITCH FLUSH MOUNTED TWO WAY

| Type | Color | Pack. pc. | Weight kg/pack kit. | Index |
|-------------|----------|--------------|------------------------|----------------|
| ŁPT two way | White | 10 | 1,0 | 3012-00 |
| | Silver | | | 3012-06 |
| | Graphite | | | 3012-08 |


NORM: PN-EN-60669-1:2006
 Switching on one light source or one group of light sources.
 Switches: 10A/250V~self-terminals
 Degree of protection IP20
 External dimensions with frame: 85 mm x 85 mm



LORENTE SWITCH FLUSH MOUNTED TWO WAY WITH BACKLIGHT

| Type | Color | Pack. pc. | Weight kg/pack kit. | Index |
|----------------------------|----------|--------------|------------------------|----------------|
| ŁPT two way with backlight | White | 10 | 1,0 | 3025-00 |
| | Silver | | | 3025-06 |
| | Graphite | | | 3025-08 |


NORM: PN-EN-60669-1:2006
 Switching on one light source or one group of light sources.
 Switches: 10A/250V-self-terminals
 Degree of protection IP20
 External dimensions with frame: 85 mm x 85 mm



LORENTE SWITCH FLUSH MOUNTED DOUBLE TWO WAY

| Type | Color | Pack. pc. | Weight kg/pack kit. | Index |
|----------------|----------|--------------|------------------------|----------------|
| ŁPT 2x two way | White | 10 | 0,6 | 3018-00 |
| | Silver | | | 3018-06 |
| | Graphite | | | 3018-08 |


NORM: PN-EN-60669-1:2006
 Switching on one light source or one group of light sources.
 Switches: 10A/250V-self-terminals
 Degree of protection IP20
 External dimensions with frame: 85 mm x 85 mm



LORENTE SWITCH FLUSH MOUNTED PUSH „LIGHT”

| Type | Color | Pack. pc. | Weight kg/pack kit. | Index |
|------------------|----------|--------------|------------------------|----------------|
| ŁPT push „light” | White | 10 | 0,6 | 3013-00 |
| | Silver | | | 3013-06 |
| | Graphite | | | 3013-08 |

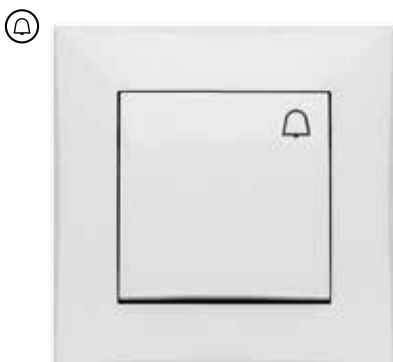
NORM: PN-EN-60669-1:2006
 Switching on one light source or one group of light sources.
 Switches: 10A/250V-self-terminals
 Degree of protection IP20
 External dimensions with frame: 85 mm x 85 mm



LORENTE SWITCH FLUSH MOUNTED PUSH „LIGHT” WITH BACKLIGHT

| Type | Color | Pack. pc. | Weight kg/pack kit. | Index |
|---------------------------------|----------|--------------|------------------------|----------------|
| ŁPT push „light” with backlight | White | 10 | 0,6 | 3026-00 |
| | Silver | | | 3026-06 |
| | Graphite | | | 3026-08 |


NORM: PN-EN-60669-1:2006
 Switching on one light source or one group of light sources.
 Switches: 10A/250V-self-terminals
 Degree of protection IP20
 External dimensions with frame: 85 mm x 85 mm



LORENTE SWITCH FLUSH MOUNTED PUSH „BELL”

| Type | Color | Pack. pc. | Weight kg/pack kit. | Index |
|-----------------|----------|--------------|------------------------|----------------|
| ŁPT push „bell” | White | 6 | 0,6 | 3014-00 |
| | Silver | | | 3014-06 |
| | Graphite | | | 3014-08 |


NORM: PN-EN-60669-1:2006
 Switching on one light source or one group of light sources.
 Switches: 10A/250V-self-terminals
 Degree of protection IP20
 External dimensions with frame: 85 mm x 85 mm



LORENTE SWITCH FLUSH MOUNTED PUSH „BELL” WITH BACKLIGHT

| Type | Color | Pack. pc. | Weight kg/pack kit. | Index |
|--------------------------------|----------|--------------|------------------------|----------------|
| ŁPT push „bell” with backlight | White | 6 | 0,6 | 3027-00 |
| | Silver | | | 3027-06 |
| | Graphite | | | 3027-08 |


NORM: PN-EN-60669-1:2006
 Switching on one light source or one group of light sources.
 Switches: 10A/250V~self-terminals
 Degree of protection IP20
 External dimensions with frame: 85 mm x 85 mm



LORENTE SWITCH FLUSH MOUNTED CROSSED

| Type | Color | Pack. pc. | Weight kg/pack kit. | Index |
|-------------|----------|--------------|------------------------|----------------|
| ŁPT crossed | White | 6 | 0,6 | 3015-00 |
| | Silver | | | 3015-06 |
| | Graphite | | | 3015-08 |

NORM: PN-EN-60669-1:2006
 Switching on one light source or one group of light sources.
 Switches: 10A/250V~self-terminals
 Degree of protection IP20
 External dimensions with frame: 85 mm x 85 mm



LORENTE SWITCH FLUSH MOUNTED CROSSED WITH BACKLIGHT

| Type | Color | Pack. pc. | Weight kg/pack kit. | Index |
|----------------------------|----------|--------------|------------------------|----------------|
| ŁPT crossed with backlight | White | 6 | 0,6 | 3028-00 |
| | Silver | | | 3028-06 |
| | Graphite | | | 3028-08 |

NORM: PN-EN-60669-1:2006
 Switching on one light source or one group of light sources.
 Switches: 10A/250V~self-terminals
 Degree of protection IP20
 External dimensions with frame: 85 mm x 85 mm



LORENTE SOCKET WITH GROUNDING

| Type | Color | Pack. pc. | Weight kg/pack kit. | Index |
|----------|----------|-----------|---------------------|----------------|
| GPT 2P+Z | White | 10 | 1,2 | 3033-00 |
| | Silver | | | 3033-06 |
| | Graphite | | | 3033-08 |

NORM: PN-EN-60669-1:2006
 Degree of protection IP20
 Sockets: 16A/230V~ screw terminals
 External dimensions with frame: 85 mm x 85 mm



LORENTE SOCKET WITHOUT GROUNDING

| Type | Color | Pack. pc. | Weight kg/pack kit. | Index |
|--------|----------|-----------|---------------------|----------------|
| GPT 2P | White | 10 | 1,2 | 3031-00 |
| | Silver | | | 3031-06 |
| | Graphite | | | 3031-08 |

NORM: PN-EN-60669-1:2006
 Degree of protection IP20
 Sockets: 16A/230V~ screw terminals
 External dimensions with frame: 85 mm x 85 mm

IP44



LORENTE SOCKET WITH GROUNDING IP44

| Type | Color | Pack. pc. | Weight kg/pack kit. | Index |
|----------|----------|-----------|---------------------|----------------|
| GPT 2P+Z | White | 10 | 1,2 | 3036-00 |
| | Silver | | | 3036-06 |
| | Graphite | | | 3036-08 |

NORM: PN-EN-60669-1:2006
 Degree of protection IP44
 Sockets: 16A/230V~ screw terminals
 External dimensions with frame: 85 mm x 85 mm



LORENTE SOCKET DOUBLE MODULAR WITH GROUNDING

| Type | Color | Pack. pc. | Weight kg/pack kit. | Index |
|------------|----------|-----------|---------------------|----------------|
| GPT 2x2P+Z | White | 10 | 1,3 | 3043-00 |
| | Silver | | | 3043-06 |
| | Graphite | | | 3043-08 |

NORM: PN-EN-60669-1:2006
 Socket modular for multiple frame.
 Sockets: 16A/230V~ screw terminals
 Degree of protection IP20
 External dimensions with frame: 85 mm x 85 mm



LORENTE SOCKET DOUBLE MODULAR WITHOUT GROUNDING

| Type | Color | Pack. pc. | Weight kg/pack kit. | Index |
|----------|----------|-----------|---------------------|----------------|
| GPT 2x2P | White | 10 | 1,3 | 3044-00 |
| | Silver | | | 3044-06 |
| | Graphite | | | 3044-08 |

NORM: PN-EN-60669-1:2006
 Socket modular for multiple frame.
 Sockets: 16A/230V~ screw terminals
 Degree of protection IP20
 External dimensions with frame: 85 mm x 85 mm

*ATTENTION - Product indexes given in the version without a frame.



LORENTE SOCKET DOUBLE WITH GROUNDING

| Type | Color | Pack. pc. | Weight kg/pack kit. | Index |
|------------|----------|--------------|------------------------|----------------|
| GPT 2x2P+Z | White | 10 | 1,3 | 3035-00 |
| | Silver | | | 3035-06 |
| | Graphite | | | 3035-08 |

NORM: PN-EN-60669-1:2006
 Sockets: 16A/230V~ screw terminals
 Degree of protection IP20
 External dimensions with frame: 85 mm x 113 mm



LORENTE SOCKET DOUBLE WITHOUT GROUNDING

| Type | Color | Pack. pc. | Weight kg/pack kit. | Index |
|----------|----------|--------------|------------------------|----------------|
| GPT 2x2P | White | 10 | 1,3 | 3041-00 |
| | Silver | | | 3041-06 |
| | Graphite | | | 3041-08 |

NORM: PN-EN-60669-1:2006
 Sockets: 16A/230V~ screw terminals
 Degree of protection IP20
 External dimensions with frame: 85 mm x 113 mm



LORENTE SOCKET TV F-F

| Type | Color | Pack. pc. | Weight kg/pack kit. | Index |
|-----------------|----------|--------------|------------------------|----------------|
| GPT 2xTV TYP FF | White | 6 | 0,6 | 3087-00 |
| | Silver | | | 3087-06 |
| | Graphite | | | 3087-08 |

NORM: PN-EN-50083-1:2002
 Sockets: 16A/230V~ screw terminals
 Degree of protection IP20
 External dimensions with frame: 85 mm x 85 mm

LORENTE

*ATTENTION - Product indexes given in the version without a frame.



LORENTE UNIVERSAL FRAME SINGLE

| Type | Color | Pack. pc. | Weight kg/pack kit. | Index |
|------|----------|--------------|------------------------|----------------|
| R1 | White | 6 | 0,6 | 3071-00 |
| | Silver | | | 3071-06 |
| | Graphite | | | 3071-08 |

External dimensions with frame: 85 mm x 85 mm



LORENTE UNIVERSAL FRAME DOUBLE

| Type | Color | Pack. pc. | Weight kg/pack kit. | Index |
|------|----------|--------------|------------------------|----------------|
| R2 | White | 6 | 0,6 | 3072-00 |
| | Silver | | | 3072-06 |
| | Graphite | | | 3072-08 |

External dimensions with frame: 85 mm x 85 mm




LORENTE UNIVERSAL FRAME TRIPLE

| Type | Color | Pack. pc. | Weight kg/pack kit. | Index |
|------|----------|--------------|------------------------|----------------|
| R3 | White | 6 | 0,6 | 3073-00 |
| | Silver | | | 3073-06 |
| | Graphite | | | 3073-08 |


External dimensions with frame: 85 mm x 85 mm



white



silver



graphite

Universal multiple frames

possible configuration till 3 mod vertical and horizontal

- due to symetric frame construction possible to assembly vertical and horizontal
- Lorente serie brings range 1-3 frames

LORENTE



3071-00
Frame 1x
white



3072-00
Frame 2x
white



3073-00
Frame 3x
white

*ATTENTION - Product indexes given in the version without a frame.





white



cream



silver



graphite



wenge

CARLA™ switches and sockets flush mounted serie is dedicated to residential and public area. Due to multiple modular frame system Carla allows cover many applications till 5 mod. For example into 5 x frame is possible to assembly 3 sockets with grounding, computer socket and TV SAT socket. Multiple sockets are universal so assembly vertical and horizontal is possible. We used the same reliable mechanism system based on click connect in series QUATTRO and SENTIA ensures compatibility. Further we also have vast range special application sockets that increased serie applications.

In our offer program you can find switches flush mounted, two ways, double two ways, push, jalousie, single socket, double sockets, data sockets, AUDIO and R, TV SAT type.

Design **CARLA™** provides ascetic elegance. Products available into two classic colors white and cream. All serie is classified in middle low shelf price so is available for each customer. Next to esthetic attributes very important issue is technical area which allows safe and reliable assembly. Carla ensures high class product parameters that allows to meet product long safe use.



CARLA SWITCH FLUSH MOUNTED 1-POLE

| Type | Color | Pack. pc. | Weight kg/pack kit. | Index |
|------------|----------|-----------|---------------------|----------------|
| ŁPT-1 pole | White | 10 | 1,0 | 1710-10 |
| | Cream | | | 1710-11 |
| | Silver | | | 1710-16 |
| | Graphite | | | 1710-18 |

NORM: PN-EN-60669-1:2006
 Switching on one light source or one group of light sources.
 Switches: 10A/250V~self-terminals
 Degree of protection IP20
 External dimensions with frame: 85 mm x 85 mm

CARLA SWITCH FLUSH MOUNTED 1-POLE WITH BACKLIGHT

| Type | Color | Pack. pc. | Weight kg/pack kit. | Index |
|---------------------------|----------|-----------|---------------------|----------------|
| ŁPT 1-pole with backlight | White | 10 | 1,0 | 1723-10 |
| | Cream | | | 1723-11 |
| | Silver | | | 1723-16 |
| | Graphite | | | 1723-18 |

NORM: PN-EN-60669-1:2006
 Switching on one light source or one group of light sources.
 Switches: 10A/250V~self-terminals
 Degree of protection IP20
 External dimensions with frame: 82 mm x 82 mm

CARLA SWITCH FLUSH MOUNTED CANDLESTICK

| Type | Color | Pack. pc. | Weight kg/pack kit. | Index |
|-----------------|----------|-----------|---------------------|----------------|
| ŁPT candlestick | White | 10 | 1,0 | 1711-10 |
| | Cream | | | 1711-11 |
| | Silver | | | 1711-16 |
| | Graphite | | | 1711-18 |

NORM: PN-EN-60669-1:2006
 Switches: 10A/250V~self-terminals
 Degree of protection IP20
 External dimensions with frame: 82 mm x 82 mm

CARLA SWITCH FLUSH MOUNTED CANDLESTICK WITH BACKLIGHT

| Type | Color | Pack. pc. | Weight kg/pack kit. | Index |
|--------------------------------|----------|-----------|---------------------|----------------|
| ŁPT candlestick with backlight | White | 10 | 1,0 | 1724-10 |
| | Cream | | | 1724-11 |
| | Silver | | | 1724-16 |
| | Graphite | | | 1724-18 |

NORM: PN-EN-60669-1:2006
 Switches: 10A/250V~self-terminals
 Degree of protection IP20
 External dimensions with frame: 82 mm x 82 mm

CARLA SWITCH FLUSH MOUNTED TWO WAY

| Type | Color | Pack. pc. | Weight kg/pack kit. | Index |
|-------------|----------|-----------|---------------------|----------------|
| ŁPT two way | White | 10 | 1,0 | 1712-10 |
| | Cream | | | 1712-11 |
| | Silver | | | 1712-16 |
| | Graphite | | | 1712-18 |

NORM: PN-EN-60669-1:2006
 Switching on one light source or one group of light sources.
 Switches: 10A/250V~self-terminals
 Degree of protection IP20
 External dimensions with frame: 82 mm x 82 mm

CARLA

* **ATTENTION** - Product indexes given in the version without a frame



CARLA SWITCH FLUSH MOUNTED TWO WAY WITH BACKLIGHT

| Type | Color | Pack. pc. | Weight kg/pack kit. | Index |
|----------------------------|----------|--------------|------------------------|----------------|
| ŁPT two way with backlight | White | 10 | 1,0 | 1725-10 |
| | Cream | | | 1725-11 |
| | Silver | | | 1725-16 |
| | Graphite | | | 1725-18 |

NORM: PN-EN-60669-1:2006
 Switching on one light source or one group of light sources.
 Switches: 10A/250V~self-terminals
 Degree of protection IP20
 External dimensions with frame: 82 mm x 82 mm



CARLA SWITCH FLUSH MOUNTED DOUBLE TWO WAY

| Type | Color | Pack. pc. | Weight kg/pack kit. | Index |
|----------------|----------|--------------|------------------------|----------------|
| ŁPT 2x two way | White | 10 | 0,6 | 1718-10 |
| | Cream | | | 1718-11 |
| | Silver | | | 1718-16 |
| | Graphite | | | 1718-18 |

NORM: PN-EN-60669-1:2006
 Switching on one light source or one group of light sources.
 Switches: 10A/250V~self-terminals
 Degree of protection IP20
 External dimensions with frame: 82 mm x 82 mm



CARLA SWITCH FLUSH MOUNTED PUSH „LIGHT”

| Type | Color | Pack. pc. | Weight kg/pack kit. | Index |
|------------------|----------|--------------|------------------------|----------------|
| ŁPT push „light” | White | 10 | 0,6 | 1713-10 |
| | Cream | | | 1713-11 |
| | Silver | | | 1713-16 |
| | Graphite | | | 1713-18 |

NORM: PN-EN-60669-1:2006
 Switching on one light source or one group of light sources.
 Switches: 10A/250V~self-terminals
 Degree of protection IP20
 External dimensions with frame: 82 mm x 82 mm



CARLA SWITCH FLUSH MOUNTED PUSH „LIGHT” WITH BACKLIGHT

| Type | Color | Pack. pc. | Weight kg/pack kit. | Index |
|---------------------------------|----------|--------------|------------------------|----------------|
| ŁPT push „light” with backlight | White | 10 | 0,6 | 1726-10 |
| | Cream | | | 1726-11 |
| | Silver | | | 1726-16 |
| | Graphite | | | 1726-18 |

NORM: PN-EN-60669-1:2006
 Switching on one light source or one group of light sources.
 Switches: 10A/250V~self-terminals
 Degree of protection IP20
 External dimensions with frame: 82 mm x 82 mm



CARLA SWITCH FLUSH MOUNTED PUSH „BELL”

| Type | Color | Pack. pc. | Weight kg/pack kit. | Index |
|-----------------|----------|--------------|------------------------|----------------|
| ŁPT push „bell” | White | 10 | 0,6 | 1714-10 |
| | Cream | | | 1714-11 |
| | Silver | | | 1714-16 |
| | Graphite | | | 1714-18 |

NORM: PN-EN-60669-1:2006
 Switching on one light source or one group of light sources.
 Switches: 10A/250V~self-terminals
 Degree of protection IP20
 External dimensions with frame: 82 mm x 82 mm

* **ATTENTION** - Product indexes given in the version without a frame



CARLA SWITCH FLUSH MOUNTED PUSH „BELL” WITH BACKLIGHT

| Type | Color | Pack. pc. | Weight kg/pack kit. | Index |
|--------------------------------|----------|--------------|------------------------|----------------|
| 1PT push „bell” with backlight | White | 10 | 0,6 | 1727-10 |
| | Cream | | | 1727-11 |
| | Silver | | | 1727-16 |
| | Graphite | | | 1727-18 |

NORM: PN-EN-60669-1:2006
Switching on one light source or one group of light sources.
Switches: 10A/250V-self-terminals
Degree of protection IP20
External dimensions with frame: 82 mm x 82 mm



CARLA SWITCH FLUSH MOUNTED CROSSED

| Type | Color | Pack. pc. | Weight kg/pack kit. | Index |
|-------------|----------|--------------|------------------------|----------------|
| 1PT crossed | White | 10 | 0,6 | 1715-10 |
| | Cream | | | 1715-11 |
| | Silver | | | 1715-16 |
| | Graphite | | | 1715-18 |

NORM: PN-EN-60669-1:2006
Switching on one light source or one group of light sources.
Switches: 10A/250V-self-terminals
Degree of protection IP20
External dimensions with frame: 82 mm x 82 mm



CARLA SWITCH FLUSH MOUNTED CROSSED WITH BACKLIGHT

| Type | Color | Pack. pc. | Weight kg/pack kit. | Index |
|----------------------------|----------|--------------|------------------------|----------------|
| 1PT crossed with backlight | White | 10 | 0,6 | 1728-10 |
| | Cream | | | 1728-11 |
| | Silver | | | 1728-16 |
| | Graphite | | | 1728-18 |

NORM: PN-EN-60669-1:2006
Switching on one light source or one group of light sources.
Switches: 10A/250V-self-terminals
Degree of protection IP20
External dimensions with frame: 82 mm x 82 mm



CARLA SWITCH FLUSH MOUNTED BLIND

| Type | Color | Pack. pc. | Weight kg/pack kit. | Index |
|-----------|----------|--------------|------------------------|----------------|
| 1PT blind | White | 10 | 0,6 | 1716-10 |
| | Cream | | | 1716-11 |
| | Silver | | | 1716-16 |
| | Graphite | | | 1716-18 |

NORM: PN-EN-60669-1:2006
Switching on one light source or one group of light sources.
Switches: 10A/250V-self-terminals
Degree of protection IP20
External dimensions with frame: 82 mm x 82 mm

CARLA



CARLA DIMMER 400 W

| Type | Color | Pack. pc. | Weight kg/pack kit. | Index |
|-----------------|----------|--------------|------------------------|----------------|
| SPT dimmer 400W | White | 10 | 0,75 | 1717-10 |
| | Cream | | | 1717-11 |
| | Silver | | | 1717-16 |
| | Graphite | | | 1717-18 |

NORM: PN-EN-60669-1:2006
Switching on one light source or one group of light sources.
Switches: 10A/250V-self-terminals
Degree of protection IP 20, also available in the LED index 1707-xx version.
External dimensions with frame: 82 mm x 82 mm



CARLA MASK

| Type | Color | Pack. pc. | Weight kg/pack kit. | Index |
|------|----------|--------------|------------------------|----------------|
| Mask | White | 10 | 0,57 | 1770-10 |
| | Cream | | | 1770-11 |
| | Silver | | | 1770-16 |
| | Graphite | | | 1770-18 |

NORM: PN-EN-60669-1:2006
 Degree of protection IP20
 External dimensions with frame: 82 mm x 82 mm



CARLA SOCKET WITH GROUNDING

| Type | Color | Pack. pc. | Weight kg/pack kit. | Index |
|----------|----------|--------------|------------------------|----------------|
| GPT 2P+Z | White | 10 | 1,2 | 1733-10 |
| | Cream | | | 1733-11 |
| | Silver | | | 1733-16 |
| | Graphite | | | 1733-18 |

NORM: PN-EN-60669-1:2006
Sockets: 16A/230V~ screw terminals
Degree of protection IP20
External dimensions with frame: 82 mm x 82 mm



CARLA SOCKET

| Type | Color | Pack. pc. | Weight kg/pack kit. | Index |
|--------|----------|--------------|------------------------|----------------|
| GPT 2P | White | 10 | 1,2 | 1731-10 |
| | Cream | | | 1731-11 |
| | Silver | | | 1731-16 |
| | Graphite | | | 1731-18 |

NORM: PN-EN-60669-1:2006
Sockets: 16A/230V~ screw terminals
Degree of protection IP20
External dimensions with frame: 82 mm x 82 mm



CARLA SOCKET MODULAR WITH GROUNDING

| Type | Color | Pack. pc. | Weight kg/pack kit. | Index |
|------------|----------|--------------|------------------------|----------------|
| GPT 2x2P+Z | White | 10 | 1,3 | 1743-10 |
| | Cream | | | 1743-11 |
| | Silver | | | 1743-16 |
| | Graphite | | | 1743-18 |

NORM: PN-EN-60669-1:2006
Sockets: 16A/230V~ screw terminals
Socket modular for multiple frame.
Degree of protection IP20
External dimensions with frame: 82 mm x 82 mm



CARLA SOCKET MODULAR

| Type | Color | Pack. pc. | Weight kg/pack kit. | Index |
|----------|----------|--------------|------------------------|----------------|
| GPT 2x2P | White | 10 | 1,3 | 1744-10 |
| | Cream | | | 1744-11 |
| | Silver | | | 1744-16 |
| | Graphite | | | 1744-18 |

NORM: PN-EN-60669-1:2006
Sockets: 16A/230V~ screw terminals
Socket modular for multiple frame.
Degree of protection IP20
External dimensions with frame: 82 mm x 82 mm



CARLA SOCKET WITH GROUNDING WITH PRINT „DATA”

| Type | Color | Pack. pc. | Weight kg/pack kit. | Index |
|-----------------|-------|--------------|------------------------|----------------|
| GPT 2P+Z „DATA” | Red | 10 | 1,2 | 1742-10 |

NORM: PN-EN-60669-1:2006
Sockets: 16A/230V~ screw terminals
Degree of protection IP20
External dimensions with frame: 82 mm x 82 mm



CARLA SOCKET WITH GROUNDING SCHUKO

| Type | Color | Pack. pc. | Weight kg/pack kit. | Index |
|-----------------|----------|-----------|---------------------|----------------|
| GPT 2P+Z schuko | White | 10 | 1,2 | 1737-10 |
| | Cream | | | 1737-11 |
| | Silver | | | 1737-16 |
| | Graphite | | | 1737-18 |

NORM: PN-EN-60669-1:2006
Sockets: 16A/230V~ screw terminals
Degree of protection IP20
External dimensions with frame: 82 mm x 82 mm



CARLA SOCKET DOUBLE WITH GROUNDING

| Type | Color | Pack. pc. | Weight kg/pack kit. | Index |
|------------|--------|-----------|---------------------|----------------|
| GPT 2x2P+Z | White | 10 | 1,3 | 1735-00 |
| | Cream | | | 1735-01 |
| | Silver | | | 1735-06 |
| | Grafit | | | 1735-08 |

NORM: PN-EN-60669-1:2006
Sockets: 16A/230V~ screw terminals
Degree of protection IP20
External dimensions with frame: 82 mm x 113 mm



CARLA SOCKET DOUBLE

| Type | Color | Pack. pc. | Weight kg/pack kit. | Index |
|----------|----------|-----------|---------------------|----------------|
| GPT 2x2P | White | 10 | 1,3 | 1741-00 |
| | Cream | | | 1741-01 |
| | Silver | | | 1741-06 |
| | Graphite | | | 1741-08 |

NORM: PN-EN-60669-1:2006
Sockets: 16A/230V~ screw terminals
Degree of protection IP20
External dimensions with frame: 82 mm x 113 mm



CARLA SOCKET WITH GROUNDING IP44

| Type | Color | Pack. pc. | Weight kg/pack kit. | Index |
|----------|----------|-----------|---------------------|----------------|
| GPT 2P+Z | White | 10 | 1,2 | 1736-10 |
| | Cream | | | 1736-11 |
| | Silver | | | 1736-16 |
| | Graphite | | | 1736-18 |

NORM: PN-EN-60669-1:2006
Sockets: 16A/230V~ screw terminals
Degree of protection IP44
External dimensions with frame: 82 mm x 82 mm



CARLA SOCKET WITH GROUNDING IP44 SMOKE

| Type | Color | Pack. pc. | Weight kg/pack kit. | Index |
|----------|----------|-----------|---------------------|----------------|
| GPT 2P+Z | White | 10 | 1,2 | 1766-10 |
| | Cream | | | 1766-11 |
| | Silver | | | 1766-16 |
| | Graphite | | | 1766-08 |

NORM: PN-EN-60669-1:2006
Sockets: 16A/230V~ screw terminals
Degree of protection IP44
External dimensions with frame: 82 mm x 82 mm

CARLA



CARLA GASKET FOR SWITCH FLUSH MOUNTED AND SOCKETS IP44

| Type | Color | Pack. pc. | Weight kg/pack kit. | Index |
|--------|---------|--------------|------------------------|------------------|
| gasket | Transp. | 10 | 0,042 | 173603-00 |

NORM: PN-EN-60669-1:2006
Degree of protection IP44
External dimensions with frame: 82 mm x 82 mm



CARLA SOCKET TELEPHONE

| Type | Color | Pack. pc. | Weight kg/pack kit. | Index |
|----------|----------|--------------|------------------------|----------------|
| GPT RJ11 | White | 10 | 0,6 | 1750-10 |
| | Cream | | | 1750-11 |
| | Silver | | | 1750-16 |
| | Graphite | | | 1750-18 |

NORM: PN-IEC 60884-2-2:2012
Degree of protection IP20
External dimensions with frame: 82 mm x 82 mm



CARLA SOCKET DOUBLE TELEPHONE

| Type | Color | Pack. pc. | Weight kg/pack kit. | Index |
|-------------|----------|--------------|------------------------|----------------|
| GPT 2x RJ11 | White | 10 | 0,6 | 1751-10 |
| | Cream | | | 1751-11 |
| | Silver | | | 1751-16 |
| | Graphite | | | 1751-18 |

NORM: PN-IEC 60884-2-2:2012
Degree of protection IP20
External dimensions with frame: 82 mm x 82 mm



CARLA SOCKET COMPUTER

| Type | Color | Pack. pc. | Weight kg/pack kit. | Index |
|----------|----------|--------------|------------------------|----------------|
| GPT RJ45 | White | 10 | 0,6 | 1748-10 |
| | Cream | | | 1748-11 |
| | Silver | | | 1748-16 |
| | Graphite | | | 1748-18 |

NORM: PN-IEC 60884-2-2:2012
Degree of protection IP20
External dimensions with frame: 82 mm x 82 mm



CARLA SOCKET DOUBLE COMPUTER

| Type | Color | Pack. pc. | Weight kg/pack kit. | Index |
|------------|----------|--------------|------------------------|----------------|
| GPT 2xRJ45 | White | 10 | 0,6 | 1749-10 |
| | Cream | | | 1749-11 |
| | Silver | | | 1749-16 |
| | Graphite | | | 1749-18 |

NORM: PN-IEC 60884-2-2:2012
Degree of protection IP20
External dimensions with frame: 82 mm x 82 mm

CARLA



CARLA SOCKET TV F-F

| Type | Color | Pack. pc. | Weight kg/pack kit. | Index | | |
|-----------|----------|--------------|------------------------|----------------|----------------------|---------------|
| | | | | 10dB | R-TV-SAT terminal | R-TV 2xSAT |
| GN TV F-F | White | 10 | 0,6 | 1786-10 | | |
| | Cream | | | 1786-11 | | |
| | Silver | | | 1786-16 | | |
| | Graphite | | | 1786-18 | | |

NORM: PN-EN-50083-1:2002
Degree of protection IP20
External dimensions with frame: 82 mm x 82 mm



CARLA SOCKET DOUBLE TV F-F

| Type | Color | Pack. pc. | Weight kg/pack kit. | Index | | |
|--------------|----------|--------------|------------------------|----------------|----------------------|---------------|
| | | | | 10dB | R-TV-SAT terminal | R-TV 2xSAT |
| GN TV 2x F-F | White | 10 | 0,6 | 1787-10 | | |
| | Cream | | | 1787-11 | | |
| | Silver | | | 1787-16 | | |
| | Graphite | | | 1787-18 | | |

NORM: PN-EN-50083-1:2002
Degree of protection IP20
External dimensions with frame: 82 mm x 82 mm



CARLA SOCKET R-TV 10DB, 14DB, 16DB

| Type | Color | Pack. pc. | Weight kg/pack kit. | Index | | |
|----------|----------|--------------|------------------------|----------------|----------------|----------------|
| | | | | 10dB | 14dB | 16dB |
| GPT R-TV | White | 10 | 0,7 | 1754-10 | 1755-10 | 1756-10 |
| | Cream | | | 1754-11 | 1755-11 | 1756-11 |
| | Silver | | | 1754-16 | 1755-16 | 1756-16 |
| | Graphite | | | 1754-18 | 1755-18 | 1756-18 |

NORM: PN-EN-50083-1:2002
Degree of protection IP20
External dimensions with frame: 82 mm x 82 mm



**CARLA SOCKET R-TV 10DB THROUGH,
R-TV-SAT TERMINAL, R-TV 2XSAT**

| Type | Color | Pack. pc. | Weight kg/pack kit. | Index | | |
|----------|----------|--------------|------------------------|-----------------|----------------------|----------------|
| | | | | 10dB through | R-TV-SAT terminal | R-TV 2xSAT |
| GPT R-TV | White | 10 | 0,6 | 1761-10 | 1762-10 | 1760-10 |
| | Cream | | | 1761-11 | 1762-11 | 1760-11 |
| | Silver | | | 1761-16 | 1762-16 | 1760-16 |
| | Graphite | | | 1761-18 | 1762-18 | 1760-18 |

NORM: PN-EN-50083-1:2002
Degree of protection IP20
External dimensions with frame: 82 mm x 82 mm



CARLA SOCKET R-TV TERMINAL, RTV ENDING

| Type | Color | Pack. pc. | Weight kg/pack kit. | Index | |
|----------|----------|--------------|------------------------|----------------|----------------|
| | | | | terminal | ending |
| GPT R-TV | White | 10 | 0,7 | 1752-10 | 1762-10 |
| | Cream | | | 1752-11 | 1762-11 |
| | Silver | | | 1752-16 | 1762-16 |
| | Graphite | | | 1752-18 | 1762-18 |

NORM: PN-EN-50083-1:2002
Degree of protection IP20
External dimensions with frame: 82 mm x 82 mm

* ATTENTION - Product indexes given in the version without a frame



CARLA SOCKET SPEAKER

| Type | Color | Pack. pc. | Weight kg/pack kit. | Index |
|-------------|----------|-----------|---------------------|----------------|
| GPT speaker | White | 10 | 0,7 | 1757-10 |
| | Cream | | | 1757-11 |
| | Silver | | | 1757-16 |
| | Graphite | | | 1757-18 |

NORM: PN-EN-50083-1:2002
Degree of protection IP20
External dimensions with frame: 82 mm x 82 mm



CARLA SOCKET DOUBLE SPEAKER

| Type | Color | Pack. pc. | Weight kg/pack kit. | Index |
|---------------|----------|-----------|---------------------|----------------|
| GPT 2xspeaker | White | 10 | 0,7 | 1758-10 |
| | Cream | | | 1758-11 |
| | Silver | | | 1758-16 |
| | Graphite | | | 1758-18 |

NORM: PN-EN-50083-1:2002
Degree of protection IP20
External dimensions with frame: 82 mm x 82 mm



CARLA UNIVERSAL FRAME SINGLE

| Type | Color | Pack. pc. | Weight kg/100 pc. | Index |
|------|----------|-----------|-------------------|----------------|
| R1 | White | 50 | 0,72 | 1771-00 |
| | Cream | | | 1771-01 |
| | Silver | | | 1771-06 |
| | Wenge | | | 1771-34 |
| | Graphite | | | 1771-08 |

External dimensions: 82 mm x 82 mm



CARLA UNIVERSAL FRAME DOUBLE

| Type | Color | Pack. pc. | Weight kg/100 pc. | Index |
|------|----------|-----------|-------------------|----------------|
| R2 | White | 25 | 0,6 | 1772-00 |
| | Cream | | | 1772-01 |
| | Silver | | | 1772-06 |
| | Wenge | | | 1772-34 |
| | Graphite | | | 1772-08 |

External dimensions: 82 mm x 153 mm



CARLA UNIVERSAL FRAME TRIPLE

| Type | Color | Pack. pc. | Weight kg/100 pc. | Index |
|------|----------|-----------|-------------------|----------------|
| R3 | White | 20 | 0,7 | 1773-00 |
| | Cream | | | 1773-01 |
| | Silver | | | 1773-06 |
| | Wenge | | | 1773-34 |
| | Graphite | | | 1773-08 |

External dimensions: 82 mm x 224 mm



CARLA UNIVERSAL FRAME FOURFOLD

| Type | Color | Pack. pc. | Weight kg/100 pc. | Index |
|------|----------|-----------|-------------------|----------------|
| R4 | White | 15 | 0,7 | 1774-00 |
| | Cream | | | 1774-01 |
| | Silver | | | 1774-06 |
| | Wenge | | | 1774-34 |
| | Graphite | | | 1774-08 |

External dimensions: 82 mm x 296 mm



CARLA UNIVERSAL FRAME FIVEFOLD

| Type | Color | Pack. pc. | Weight kg/100 pc. | Index |
|------|----------|-----------|-------------------|----------------|
| R5 | White | 10 | 0,6 | 1775-00 |
| | Cream | | | 1775-01 |
| | Silver | | | 1775-06 |
| | Wenge | | | 1775-34 |
| | Graphite | | | 1775-08 |

External dimensions: 82 mm x 367 mm

* ATTENTION - Product indexes given in the version without a frame



white



cream



silver



wenge

Universal multiple frames

possible configuration till 3 mod vertical and horizontal

- due to symetric frame construction possible to assembly vertical and horizontal
- CARLA serie brings range 1-3 frames



82 x 82 mm

1771-00
Frame 1x
white



82 x 154 mm

1772-00
Frame 2x
white



82 x 225 mm

1773-00
Frame 3x
white



82 x 296 mm

1774-00
Frame 4x
white



82 x 367 mm

1775-00
Frame 5x
white

INDEX LIST

1

2

3

4

5

6

Symbols

| | | | | | |
|--------------------|--------------------|--------------------|--------------------|--------------------|--------------------|
| 0101-00 90 | 0226-05 125 | 0243-04 117 | 0288-0N 109 | 0331-06 182 | 0640-00 28 |
| 0102-00 90 | 0226-10 125 | 0243-10 121 | 0290-00 122 | 0332-01 179 | 0640-01 28 |
| 0103-00 90 | 0226-11 125 | 0244-00 121 | 0290-01 122 | 0332-02 176 | 0680-00 32 |
| 0109-00 90 | 0226-41 125 | 0245-00 117 | 0290-04 122 | 0332-06 182 | 0680-01 32 |
| 0111-00 91 | 0226-60 125 | 0245-04 117 | 0290-06 122 | 0333-01 179 | 0681-00 32 |
| 0112-00 91 | 0226-61 125 | 0250-00 118 | 0290-41 122 | 0333-02 176 | 0681-01 32 |
| 0113-00 91 | 0227-00 120 | 0250-04 118 | 0290-61 122 | 0333-06 182 | 0682-00 32 |
| 0201-00 106 | 0227-04 120 | 0251-00 119 | 0290-80 122 | 0336-01 179 | 0682-01 32 |
| 0201-0N 108 | 0227-10 120 | 0251-04 119 | 0290-81 122 | 0336-02 176 | 0684-00 32 |
| 0202-00 112 | 0227-14 120 | 0252-00 119 | 0295-00 123 | 0336-06 182 | 0684-01 32 |
| 0202-02 113 | 0228-00 120 | 0252-04 119 | 0296-00 123 | 0337-01 179 | 0685-00 32 |
| 0204-00 106 | 0228-04 120 | 0253-00 121 | 0297-00 123 | 0337-02 176 | 0685-01 32 |
| 0204-0N 108 | 0228-10 120 | 0253-10 126 | 0321-01 185 | 0337-06 182 | 0688-00 42 |
| 0205-00 112 | 0228-14 120 | 0253-20 126 | 0321-02 186 | 0338-01 180 | 0688-01 42 |
| 0206-50 110 | 0229-00 126 | 0253-30 121 | 0321-05 187 | 0338-02 177 | 0688-02 42 |
| 0206-51 110 | 0230-00 126 | 0260-00 115 | 0321-06 188 | 0338-06 183 | 0689-00 42 |
| 0207-00 112 | 0231-00 121 | 0260-0N 115 | 0322-01 185 | 0340-02 177 | 0689-01 42 |
| 0209-00 106 | 0231-04 121 | 0260-01 115 | 0322-02 186 | 0341-01 180 | 0689-02 42 |
| 0209-0N 108 | 0232-00 121 | 0260-03 61 | 0322-05 187 | 0341-02 177 | 0690-00 42 |
| 0210-00 107 | 0232-04 121 | 0261-00 115 | 0322-06 188 | 0341-06 183 | 0690-01 42 |
| 0210-0N 109 | 0233-00 119 | 0261-0N 115 | 0323-01 185 | 0342-01 180 | 0690-02 42 |
| 0211-00 124 | 0233-01 119 | 0261-01 115 | 0323-02 186 | 0342-02 177 | 0691-00 42 |
| 0212-00 124 | 0233-02 119 | 0262-00 115 | 0323-05 187 | 0342-06 183 | 0691-02 42 |
| 0213-00 124 | 0233-14 119 | 0262-0N 115 | 0323-06 188 | 0343-01 180 | 0692-00 42 |
| 0214-00 124 | 0233-24 119 | 0262-01 115 | 0324-01 189 | 0343-02 177 | 0692-01 42 |
| 0215-00 118 | 0234-00 107 | 0263-01 116 | 0324-02 190 | 0343-06 183 | 0692-02 42 |
| 0217-00 119 | 0234-0N 109 | 0264-01 116 | 0324-05 191 | 0346-01 180 | 0920-00 94 |
| 0220-00 106 | 0235-00 107 | 0265-01 116 | 0324-06 192 | 0346-02 178 | 0920-01 94 |
| 0220-0N 108 | 0235-0N 109 | 0266-00 116 | 0325-01 189 | 0346-06 183 | 0921-00 94 |
| 0221-00 118 | 0236-00 124 | 0267-01 116 | 0325-02 190 | 0347-01 181 | 0921-01 94 |
| 0221-04 118 | 0236-02 124 | 0281-00 110 | 0325-05 191 | 0347-02 178 | 0922-00 94 |
| 0222-00 118 | 0237-00 106 | 0281-01 110 | 0325-06 192 | 0347-06 184 | 0922-01 94 |
| 0222-04 118 | 0238-01 120 | 0282-00 110 | 0326-01 189 | 0348-01 181 | 0924-00 94 |
| 0223-00 118 | 0238-14 120 | 0283-00 110 | 0326-02 190 | 0348-02 178 | 0924-01 94 |
| 0223-04 118 | 0240-00 117 | 0284-00 111 | 0326-05 191 | 0348-06 184 | 0930-00 156 |
| 0224-00 118 | 0240-04 117 | 0284-01 111 | 0326-06 192 | 0606-00 28 | 0931-00 156 |
| 0224-04 118 | 0241-00 117 | 0285-00 111 | 0327-11 193 | 0606-01 28 | 0932-00 156 |
| 0225-00 124 | 0241-04 117 | 0285-01 111 | 0327-12 193 | 0608-00 28 | 0933-00 156 |
| 0226-00 125 | 0242-00 117 | 0286-00 107 | 0327-13 193 | 0608-01 28 | 0934-00 156 |
| 0226-01 125 | 0242-04 117 | 0286-0N 109 | 0327-14 193 | 0610-00 28 | 0940-00 155 |
| 0226-02 125 | 0242-10 117 | 0287-00 107 | 0327-21 193 | 0610-01 28 | 0940-01 155 |
| 0226-04 125 | 0242-14 117 | 0287-0N 109 | 0331-01 179 | 0614-00 28 | 0940-02 155 |
| | 0243-00 117 | 0288-00 107 | 0331-02 176 | 0614-01 28 | 0940-03 155 |

INDEX LIST

7

0940-04 155
0951-00 154
0952-00 154
0953-00 154
0961-00 155
0962-00 155
0963-00 155
0965-00 154
0966-00 155
1001-00 194
1001-01 194
1001-10 194
1001-20 194
1002-00 194
1002-01 194
1002-10 194
1002-20 194
1003-00 194
1003-01 194
1003-10 194
1003-20 194
1004-00 194
1004-01 194
1004-10 194
1004-20 194
1005-00 194
1005-01 194
1005-10 194
1005-20 194
1006-00 194
1006-01 194
1006-10 194
1006-20 194
1021-00 195
1021-01 195
1021-10 195
1021-11 195
1021-20 195
1022-00 195
1022-01 195
1022-10 195
1022-11 195
1022-20 195

8

1023-00 195
1023-01 195
1023-10 195
1023-11 195
1023-20 195
1024-00 196
1024-01 196
1024-10 196
1024-11 196
1024-20 196
1025-00 196
1025-01 196
1025-10 196
1025-11 196
1025-20 196
1026-00 196
1026-01 196
1026-10 196
1026-11 196
1026-20 196
1201-10 164
1201-65 170
1202-10 164
1202-65 170
1203-10 164
1203-65 170
1204-10 164
1204-65 170
1205-10 164
1205-65 170
1206-10 165
1206-65 171
1207-10 165
1207-65 171
1208-10 165
1208-65 171
1241-10 167
1241-65 172
1242-10 167
1242-65 172
1243-10 167
1243-65 172
1244-10 168

9

1244-65 173
1245-10 168
1245-65 173
1246-10 168
1246-65 173
1247-10 169
1247-65 172
1249-10 169
1252-10 167
1252-65 172
1254-10 168
1254-65 173
1256-10 169
1256-65 172
1262-10 169
1280-10 169
1281-10 169
1401-10 221
1401-11 221
1401-19 221
1401-56 221
1403-10 221
1403-11 221
1403-19 221
1403-56 221
1404-10 221
1404-11 221
1404-19 221
1404-56 221
1410-10 218, 234
1410-11 218
1410-19 218
1410-56 218
1411-10 218
1411-11 218
1411-19 218
1411-56 218
1412-10 218
1412-11 218
1412-19 218
1412-56 218
1413-10 220
1413-11 220

10

1413-19 220
1413-56 220
1414-10 220
1414-11 220
1414-19 220
1414-56 220
1415-10 219
1415-11 219
1415-19 219
1415-56 219
1416-10 220
1416-11 220
1416-19 220
1416-56 220
1417-10 221
1417-11 221
1417-19 221
1417-56 221
1418-10 219
1418-11 219
1418-19 219
1418-56 219
1419-10 219
1419-11 219
1419-19 219
1419-56 219
1420-10 221
1420-11 221
1420-19 221
1420-56 221
1423-10 218
1423-11 218
1423-19 218
1423-56 218
1424-10 218
1424-11 218
1424-19 218
1424-56 218
1425-10 219
1425-11 219
1425-19 219
1425-56 219
1426-10 220

11

1426-11 220
1426-19 220
1426-56 220
1427-10 220
1427-11 220
1427-19 220
1427-56 220
1428-10 219
1428-11 219
1428-19 219
1428-56 219
1434-10 224, 234
1434-11 224
1434-19 224
1434-56 224
1436-10 225
1436-11 225
1436-19 225
1436-56 225
1437-10 226
1437-11 226
1437-19 226
1437-56 226
1438-00 226
1438-11 226
1438-19 226
1438-56 226
1439-10 226
1439-11 226
1439-19 226
1439-56 226
1440-10 224
1440-11 224
1440-19 224
1440-56 224
1442-10 224
1443-10 225
1443-11 225
1443-19 225
1443-56 225
1444-10 225
1444-11 225
1444-19 225

12

1444-56 225
1448-10 227
1448-11 227
1448-19 227
1448-56 227
1449-10 227
1449-11 227
1449-19 227
1449-56 227
1450-10 227
1450-11 227
1450-19 227
1450-56 227
1451-10 227
1451-11 227
1451-19 227
1451-56 227
1452-10 229
1452-11 229
1452-19 229
1452-56 229
1453-10 228
1453-11 228
1453-19 228
1453-56 228
1454-10 229
1454-11 229
1454-19 229
1454-56 229
1455-10 229
1455-11 229
1455-19 229
1455-56 229
1456-10 229
1456-11 229
1456-19 229
1456-56 229
1457-10 229
1457-11 229
1457-19 229
1457-56 229
1458-10 229
1458-11 229

INDEX LIST

13

1458-19 229
 1458-56 229
 1459-10 227
 1459-11 227
 1459-19 227
 1459-56 227
 1460-10 228
 1460-11 228
 1460-19 228
 1460-56 228
 1461-10 228
 1461-11 228
 1461-19 228
 1461-56 228
 1462-10 229
 1462-11 229
 1462-19 229
 1462-56 229
 1463-00 222
 1464-00 222
 1465-00 222
 1466-10 225
 1466-11 225
 1466-19 225
 1466-56 225
 1467-10 222
 1469-10 226
 1469-11 226
 1469-19 226
 1469-56 226
 1470-10 222
 1470-11 222
 1470-19 222
 1470-56 222
 1471-00 232
 1471-01 232
 1471-09 232
 1471-34 232
 1471-56 232
 1471-59 232
 1471-61 236
 1471-62 236
 1471-63 236

14

1471-64 236
 1471-66 236
 1471-67 236
 1471-68 236
 1471-69 236
 1471-70 236
 1471-71 236
 1472-00 232, 234
 1472-01 232
 1472-09 232
 1472-34 232
 1472-56 232
 1472-59 232
 1472-61 236
 1472-62 236
 1472-63 236
 1472-64 236
 1472-66 236
 1472-67 236
 1472-68 236
 1472-69 236
 1472-70 236
 1472-71 236
 1473-00 232
 1473-01 232
 1473-09 232
 1473-34 232
 1473-56 232
 1473-59 232
 1473-61 236
 1473-62 236
 1473-63 236
 1473-64 236
 1473-66 236
 1473-67 236
 1473-68 236
 1473-69 236
 1473-70 236
 1473-71 236
 1474-00 232
 1474-01 232
 1474-09 232
 1474-34 232

15

1474-56 232
 1474-59 232
 1474-61 236
 1474-62 236
 1474-63 236
 1474-64 236
 1474-66 236
 1474-67 236
 1474-68 236
 1474-69 236
 1474-70 236
 1474-71 236
 1475-00 232
 1475-01 232
 1475-09 232
 1475-34 232
 1475-56 232
 1475-59 232
 1480-10 234
 1480-11 234
 1480-12 234
 1480-20 234
 1480-21 234
 1480-22 234
 1482-10 224
 1486-10 228
 1486-11 228
 1486-19 228
 1486-56 228
 1487-10 228
 1487-11 228
 1487-19 228
 1487-56 228
 1488-00 230
 1488-06 230
 1488-09 230
 1600-01 60
 1601-01 60
 1602-01 60
 1603-01 60
 1604-01 61
 1605-01 60
 1606-01 61

16

1607-01 60
 1608-01 61
 1609-01 61
 1710-08 264
 1710-10 264
 1710-11 264
 1710-16 264
 1710-18 264
 1711-08 264
 1711-10 264
 1711-11 264
 1711-16 264
 1711-18 264
 1712-08 264
 1712-10 264
 1712-11 264
 1712-16 264
 1712-18 264
 1713-08 265
 1713-10 265
 1713-11 265
 1713-16 265
 1713-18 265
 1714-08 265
 1714-10 265
 1714-11 265
 1714-16 265
 1714-18 265
 1715-08 266
 1715-10 266
 1715-11 266
 1715-16 266
 1715-18 266
 1716-08 266
 1716-10 266
 1716-11 266
 1716-16 266
 1716-18 266
 1717-08 266
 1717-10 266
 1717-11 266
 1717-16 266
 1717-18 266

17

1718-08 265
 1718-10 265
 1718-11 265
 1718-16 265
 1718-18 265
 1723-08 264
 1723-10 264
 1723-11 264
 1723-16 264
 1723-18 264
 1724-10 264
 1724-11 264
 1724-16 264
 1724-18 264
 1725-08 265
 1725-10 265
 1725-11 265
 1725-16 265
 1725-18 265
 1726-08 265
 1726-10 265
 1726-11 265
 1726-16 265
 1726-18 265
 1727-08 266
 1727-10 266
 1727-11 266
 1727-16 266
 1727-18 266
 1728-08 266
 1728-10 266
 1728-11 266
 1728-16 266
 1728-18 266
 1731-08 268
 1731-10 268
 1731-11 268
 1731-16 268
 1731-18 268
 1733-08 268
 1733-10 268
 1733-11 268
 1733-16 268

18

1733-18 268
 1735-08 269
 1735-10 269
 1735-11 269
 1735-16 269
 1736-08 269
 1736-10 269
 1736-11 269
 1736-16 269
 1736-18 269
 1737-08 269
 1737-10 269
 1737-11 269
 1737-16 269
 1737-18 269
 1741-08 269
 1741-10 269
 1741-11 269
 1741-16 269
 1742-10 268
 1743-08 268
 1743-10 268
 1743-11 268
 1743-16 268
 1743-18 268
 1744-08 268
 1744-10 268
 1744-11 268
 1744-16 268
 1744-18 268
 1748-08 270
 1748-10 270
 1748-11 270
 1748-16 270
 1748-18 270
 1749-08 270
 1749-10 270
 1749-11 270
 1749-16 270
 1749-18 270
 1750-08 270
 1750-10 270
 1750-11 270

INDEX LIST

19

1750-16 270

 1750-18 270

 1751-08 270

 1751-10 270

 1751-11 270

 1751-16 270

 1751-18 270

 1752-08 271

 1752-10 271

 1752-11 271

 1752-16 271

 1752-18 271

 1753-08 271

 1753-10 271

 1753-11 271

 1753-16 271

 1753-18 271

 1754-08 271

 1754-10 271

 1754-11 271

 1754-16 271

 1754-18 271

 1755-08 271

 1755-10 271

 1755-11 271

 1755-16 271

 1755-18 271

 1756-08 271

 1756-10 271

 1756-11 271

 1756-16 271

 1756-18 271

 1757-08 272

 1757-10 272

 1757-11 272

 1757-16 272

 1757-18 272

 1758-08 272

 1758-10 272

 1758-11 272

 1758-16 272

 1758-18 272

 1760-08 271

20

1760-10 271

 1760-11 271

 1760-16 271

 1760-18 271

 1761-08 271

 1761-10 271

 1761-11 271

 1761-16 271

 1761-18 271

 1762-08 271

 1762-10 271

 1762-11 271

 1762-16 271

 1762-18 271

 1766-08 269

 1766-10 269

 1766-11 269

 1766-16 269

 1770-08 267

 1770-10 267

 1770-11 267

 1770-16 267

 1770-18 267

 1771-00 272

 1771-01 272

 1771-06 272

 1771-08 272

 1771-34 272

 1772-00 272

 1772-01 272

 1772-06 272

 1772-08 272

 1772-34 272

 1773-00 272

 1773-01 272

 1773-06 272

 1773-08 272

 1773-34 272

 1774-00 272

 1774-01 272

 1774-06 272

 1774-08 272

 1774-34 272

21

1775-00 272

 1775-01 272

 1775-06 272

 1775-08 272

 1775-34 272

 1786-08 271

 1786-10 271

 1786-11 271

 1786-16 271

 1786-18 271

 1787-08 271

 1787-10 271

 1787-11 271

 1787-16 271

 1787-18 271

 1800 98

 1800-00 98

 1801 98

 1801-00 98

 1802-01 97

 1803-00 97

 1804-00 97

 1806-01 97

 1807 98

 1807-00 98

 1809 98

 1809-00 98

 1810 98

 1810-01 98

 1811-01 97

 1812-00 97

 1813-01 97

 1820-00 98

 1851-00 88

 1852-00 88

 1853-00 88

 1854-00 88

 1855-00 88

 1856-00 88

 1951-01 54

 1952-01 54

 1953-01 54

 1954-01 55

22

1955-01 56

 1956-01 55

 1958-01 55

 1959-01 56

 1960-01 54

 1961-01 54

 1962-01 56

 1963-01 56

 1964-01 56

 2000-00 20

 2000-01 20

 2000-02 20

 2000-03 20

 2000-04 20

 2000-06 22

 2000-07 22

 2000-08 22

 2000-10 20

 2000-11 20

 2000-12 20

 2000-13 20

 2000-14 20

 2000-16 22

 2000-17 22

 2000-18 22

 2000-19 22

 2000-20 22

 2000-21 22

 2000-22 22

 2000-23 22

 2000-24 23

 2000-25 23

 2000-26 23

 2000-27 21

 2000-28 21

 2000-29 23

 2000-30 23

 2000-31 23

 2000-32 21

 2000-33 21

 2000-34 21

 2000-36 24

 2000-37 24

23

2000-38 24

 2000-39 24

 2000-40 21

 2000-42 38

 2000-46 22

 2000-47 22

 2000-48 20

 2000-50 20

 2001-00 16, 19

 2002-00 16, 19

 2003-00 16, 19

 2004-00 16, 19

 2011-00 16, 18

 2012-00 16, 18

 2013-00 16, 18

 2014-00 16, 18

 2014-10 19

 2201-01 64, 66

 2202-01 64, 66

 2203-01 66

 2204-01 67

 2205-01 68

 2206-01 68

 2207-01 67

 2208-01 67

 2209-01 68

 2302-00 12

 2302-01 10

 2302-01 13

 2303-00 12

 2303-01 10, 13

 2303-10 12

 2304-00 12

 2304-01 10, 13

 2304-10 12

 2304-11 13

 2305-00 12

 2305-01 10, 13

 2305-10 12

 2305-11 13

 2306-01 10, 13

 2306-10 13

 2306-11 13

24

2342-00 12

 2344-00 10, 12

 2351-00 42

 2351-01 42

 2351-02 42

 2352-00 42

 2352-01 42

 2352-02 42

 2353-00 42

 2353-01 42

 2353-02 42

 2354-00 42

 2354-01 42

 2354-02 42

 2355-00 42

 2355-01 42

 2355-02 42

 2401-01 46

 2402-01 46

 2402-03 48

 2402-05 48

 2402-07 48

 2403-00 46

 2403-01 46

 2403-03 48

 2403-05 48

 2403-07 48

 2404-00 46

 2404-01 46

 2405-00 47

 2405-01 47

 2406-00 47

 2406-01 47

 2407-00 47

 2407-01 47

 2408-00 47

 2408-01 47

 2411-01 49

 2412-01 49

 2413-00 49

 2413-01 49

 2414-00 49

 2414-01 49

INDEX LIST

25

2415-00 50

 2415-01 50

 2416-00 50

 2416-01 50

 2417-00 50

 2417-01 50

 2423-00 46

 2501-00 28

 2501-01 28

 2502-00 28

 2502-01 28

 2503-00 28

 2503-01 28

 2505-00 28

 2505-01 28

 2505-20 29

 2505-21 29

 2506-00 28

 2506-01 28

 2506-20 29

 2506-21 29

 2511-00 32

 2511-01 32

 2512-00 32

 2512-01 32

 2513-00 32

 2513-01 32

 2515-00 32

 2515-01 32

 2516-00 32

 2516-01 32

 2603-00 243

 2603-01 243

 2603-06 243

 2603-08 243

 2604-00 243

 2604-01 243

 2604-06 243

 2604-08 243

 2607-00 243

 2607-01 243

 2607-06 243

 2607-08 243

26

2610-00 240

 2610-01 240

 2610-06 240

 2610-08 240

 2611-00 240

 2611-01 240

 2611-06 240

 2611-08 240

 2612-00 240

 2612-01 240

 2612-06 240

 2612-08 240

 2613-00 241

 2613-01 241

 2613-06 241

 2613-08 241

 2614-00 241

 2614-01 241

 2614-06 241

 2614-08 241

 2615-00 242

 2615-01 242

 2615-06 242

 2615-08 242

 2616-00 242

 2616-01 242

 2616-06 242

 2616-08 242

 2617-00 242

 2617-01 242

 2617-06 242

 2617-08 242

 2618-00 241

 2618-01 241

 2618-06 241

 2618-08 241

 2623-00 240

 2623-01 240

 2623-06 240

 2623-08 240

 2624-00 240

 2624-01 240

 2624-06 240

27

2624-08 240

 2625-00 241

 2625-01 241

 2625-06 241

 2625-08 241

 2626-00 241

 2626-01 241

 2626-06 241

 2626-08 241

 2627-00 242

 2627-01 242

 2627-06 242

 2627-08 242

 2628-00 242

 2628-01 242

 2628-06 242

 2628-08 242

 2633-00 244

 2633-01 244

 2633-06 244

 2633-08 244

 2636-00 245

 2636-01 245

 2636-06 245

 2636-08 245

 2637-00 245

 2637-01 245

 2637-06 245

 2637-08 245

 2638-00 245

 2638-01 245

 2638-06 245

 2638-08 245

 2640-00 244

 2640-01 244

 2640-06 244

 2640-08 244

 2642-00 244

 2643-00 244

 2643-01 244

 2643-06 244

 2643-08 244

 2644-00 244

28

2644-01 244

 2644-06 244

 2644-08 244

 2648-00 246

 2648-01 246

 2648-06 246

 2648-08 246

 2649-00 246

 2649-01 246

 2649-06 246

 2649-08 246

 2650-00 246

 2650-01 246

 2650-06 246

 2650-08 246

 2651-00 246

 2651-01 246

 2651-06 246

 2651-08 246

 2652-00 247

 2652-01 247

 2652-06 247

 2652-08 247

 2653-00 247

 2653-01 247

 2653-06 247

 2653-08 247

 2654-00 247

 2654-01 247

 2654-06 247

 2654-08 247

 2655-00 247

 2655-01 247

 2655-06 247

 2655-08 247

 2656-00 247

 2656-01 247

 2656-06 247

 2656-08 247

 2657-00 248

 2657-01 248

 2657-06 248

 2657-08 248

29

2658-00 248

 2658-01 248

 2658-06 248

 2658-08 248

 2659-00 246

 2659-01 246

 2659-06 246

 2659-08 246

 2660-00 247

 2660-01 247

 2660-06 247

 2660-08 247

 2661-00 247

 2661-01 247

 2661-06 247

 2661-08 247

 2662-00 247

 2662-01 247

 2662-06 247

 2662-08 247

 2666-00 245

 2666-01 245

 2666-06 245

 2666-08 245

 2671-00 249

 2671-01 249

 2671-06 249

 2671-08 249

 2671-61 250

 2671-62 250

 2671-67 250

 2672-00 249

 2672-01 249

 2672-06 249

 2672-08 249

 2672-61 250

 2672-62 250

 2672-67 250

 2673-00 249

 2673-01 249

 2673-06 249

 2673-08 249

 2673-61 250

30

2673-62 250

 2673-67 250

 2674-00 249

 2674-01 249

 2674-06 249

 2674-08 249

 2675-00 249

 2675-01 249

 2675-06 249

 2675-08 249

 2686-00 247

 2686-01 247

 2686-06 247

 2686-08 247

 2687-00 247

 2687-01 247

 2687-06 247

 2687-08 247

 2700-02 149

 2701-00 132

 2701-01 142

 2702-00 132

 2703-00 132

 2703-01 142

 2703-02 149

 2704-00 133

 2705-00 133

 2705-01 143

 2705-02 150

 2706-00 133

 2707-00 134

 2707-01 143

 2707-02 150

 2708-00 134

 2709-00 134

 2710-00 135

 2711-00 135

 2711-01 144

 2711-02 150

 2712-00 135

 2712-01 144

 2713-00 136

 2714-00 136

INDEX LIST

31

| | |
|----------------|----------|
| 2716-00 | 137 |
| 2716-01 | 144 |
| 2716-02 | 151 |
| 2717-00 | 137 |
| 2717-01 | 145 |
| 2718-00 | 137 |
| 2718-01 | 145 |
| 2719-00 | 138 |
| 2719-01 | 145 |
| 2720-00 | 138 |
| 2720-01 | 146 |
| 2721-00 | 138 |
| 2721-01 | 146 |
| 2721-02 | 151 |
| 2722-00 | 139 |
| 2722-02 | 151 |
| 2723-00 | 139 |
| 2723-01 | 146 |
| 2723-02 | 152 |
| 2724-00 | 139 |
| 2724-01 | 147 |
| 2724-02 | 152 |
| 2725-00 | 140 |
| 2725-01 | 147 |
| 2726-00 | 140 |
| 2726-01 | 147 |
| 2727-00 | 140 |
| 2727-01 | 148 |
| 2728-02 | 149 |
| 2749-00 | 141 |
| 2750-00 | 141 |
| 2751-00 | 141 |
| 2752-00 | 141 |
| 2753-00 | 153 |
| 2753-01 | 153 |
| 2753-02 | 153 |
| 2754-00 | 153 |
| 2754-01 | 153 |
| 2754-02 | 153 |
| 2755-00 | 153, 158 |
| 2755-01 | 153 |
| 2755-02 | 153 |
| 3010-00 | 254 |

32

| | |
|----------------|-----|
| 3010-06 | 254 |
| 3010-08 | 254 |
| 3011-00 | 254 |
| 3011-06 | 254 |
| 3011-08 | 254 |
| 3012-00 | 254 |
| 3012-06 | 254 |
| 3012-08 | 254 |
| 3013-00 | 255 |
| 3013-06 | 255 |
| 3013-08 | 255 |
| 3014-00 | 255 |
| 3014-06 | 255 |
| 3014-08 | 255 |
| 3015-00 | 256 |
| 3015-06 | 256 |
| 3015-08 | 256 |
| 3018-00 | 255 |
| 3018-06 | 255 |
| 3018-08 | 255 |
| 3023-00 | 254 |
| 3023-06 | 254 |
| 3023-08 | 254 |
| 3024-00 | 254 |
| 3024-06 | 254 |
| 3024-08 | 254 |
| 3025-00 | 255 |
| 3025-06 | 255 |
| 3025-08 | 255 |
| 3026-00 | 255 |
| 3026-06 | 255 |
| 3026-08 | 255 |
| 3027-00 | 256 |
| 3027-06 | 256 |
| 3027-08 | 256 |
| 3028-00 | 256 |
| 3028-06 | 256 |
| 3028-08 | 256 |
| 3031-00 | 257 |
| 3031-06 | 257 |
| 3031-08 | 257 |
| 3033-00 | 257 |
| 3033-06 | 257 |

33

| | |
|----------------|-----|
| 3033-08 | 257 |
| 3035-00 | 258 |
| 3035-06 | 258 |
| 3035-08 | 258 |
| 3036-00 | 257 |
| 3036-06 | 257 |
| 3036-08 | 257 |
| 3041-00 | 258 |
| 3041-06 | 258 |
| 3041-08 | 258 |
| 3043-00 | 257 |
| 3043-06 | 257 |
| 3043-08 | 257 |
| 3044-00 | 257 |
| 3044-06 | 257 |
| 3044-08 | 257 |
| 3071-00 | 259 |
| 3071-06 | 259 |
| 3071-08 | 259 |
| 3072-00 | 259 |
| 3072-06 | 259 |
| 3072-08 | 259 |
| 3073-00 | 259 |
| 3073-06 | 259 |
| 3073-08 | 259 |
| 3087-00 | 258 |
| 3087-06 | 258 |
| 3087-08 | 258 |
| 3207-00 | 212 |
| 3207-06 | 212 |
| 3207-09 | 212 |
| 3210-00 | 210 |
| 3210-06 | 210 |
| 3210-09 | 210 |
| 3211-00 | 210 |
| 3211-06 | 210 |
| 3211-09 | 210 |
| 3212-00 | 210 |
| 3212-06 | 210 |
| 3212-09 | 210 |
| 3213-00 | 211 |
| 3213-06 | 211 |
| 3213-09 | 211 |

34

| | |
|----------------|-----|
| 3214-00 | 211 |
| 3214-06 | 211 |
| 3214-09 | 211 |
| 3215-00 | 212 |
| 3215-06 | 212 |
| 3215-09 | 212 |
| 3216-00 | 211 |
| 3216-06 | 211 |
| 3216-09 | 211 |
| 3218-00 | 211 |
| 3218-06 | 211 |
| 3218-09 | 211 |
| 3223-00 | 210 |
| 3223-06 | 210 |
| 3223-09 | 210 |
| 3224-00 | 210 |
| 3224-06 | 210 |
| 3224-09 | 210 |
| 3225-00 | 211 |
| 3225-06 | 211 |
| 3225-09 | 211 |
| 3234-10 | 213 |
| 3234-16 | 213 |
| 3234-19 | 213 |
| 3235-00 | 213 |
| 3235-06 | 213 |
| 3235-09 | 213 |
| 3236-10 | 213 |
| 3236-16 | 213 |
| 3236-19 | 213 |
| 3243-10 | 213 |
| 3243-16 | 213 |
| 3243-19 | 213 |
| 3248-10 | 214 |
| 3248-16 | 214 |
| 3248-19 | 214 |
| 3249-10 | 214 |
| 3249-16 | 214 |
| 3249-19 | 214 |
| 3253-10 | 214 |
| 3253-16 | 214 |
| 3253-19 | 214 |
| 3257-10 | 215 |

35

| | |
|----------------|-----|
| 3257-16 | 215 |
| 3257-19 | 215 |
| 3258-10 | 215 |
| 3258-16 | 215 |
| 3258-19 | 215 |
| 3260-10 | 214 |
| 3260-16 | 214 |
| 3260-19 | 214 |
| 3270-10 | 212 |
| 3270-16 | 212 |
| 3270-19 | 212 |
| 3271-00 | 216 |
| 3271-02 | 216 |
| 3271-03 | 216 |
| 3271-06 | 216 |
| 3271-09 | 216 |
| 3271-61 | 217 |
| 3271-62 | 217 |
| 3271-63 | 217 |
| 3271-72 | 217 |
| 3272-00 | 216 |
| 3272-02 | 216 |
| 3272-03 | 216 |
| 3272-06 | 216 |
| 3272-09 | 216 |
| 3272-61 | 217 |
| 3272-62 | 217 |
| 3272-63 | 217 |
| 3272-72 | 217 |
| 3273-00 | 216 |
| 3273-02 | 216 |
| 3273-03 | 216 |
| 3273-06 | 216 |
| 3273-09 | 216 |
| 3273-61 | 217 |
| 3273-62 | 217 |
| 3273-63 | 217 |
| 3273-72 | 217 |
| 3274-00 | 216 |
| 3274-02 | 216 |
| 3274-03 | 216 |
| 3274-06 | 216 |
| 3274-09 | 216 |

36

| | |
|----------------|-----|
| 3274-61 | 217 |
| 3274-62 | 217 |
| 3274-63 | 217 |
| 3274-72 | 217 |
| 3286-10 | 214 |
| 3286-16 | 214 |
| 3286-19 | 214 |
| 3287-10 | 215 |
| 3287-16 | 215 |
| 3287-19 | 215 |
| 3288-00 | 215 |
| 3288-06 | 215 |
| 3288-09 | 215 |
| 3301-00 | 93 |
| 3313-00 | 113 |
| 3600-10 | 38 |
| 3600-11 | 38 |
| 3600-12 | 38 |
| 3600-27 | 38 |
| 3600-46 | 38 |
| 3605-00 | 36 |
| 3605-20 | 36 |
| 3606-00 | 36 |
| 3606-20 | 36 |
| 3615-00 | 37 |
| 3615-20 | 37 |
| 3616-00 | 37 |
| 3616-20 | 37 |
| 3710-00 | 199 |
| 3711-00 | 199 |
| 3712-00 | 199 |
| 3713-00 | 199 |
| 3714-00 | 199 |
| 3715-00 | 199 |
| 3733-00 | 200 |
| 3737-00 | 200 |
| 3738-00 | 200 |
| 3740-00 | 200 |
| 3743-00 | 200 |
| 3744-00 | 200 |
| 6200-00 | 80 |
| 6200-01 | 80 |
| 6200-02 | 80 |

INDEX LIST

37

6200-03 80

 6211-00 76

 6212-00 77

 6213-00 77

 6213-10 77

 6214-00 76

 6214-10 76

 6215-00 76

 6216-00 77

 6216-10 77

 6216-20 77

 6221-00 72

 6222-00 72

 6223-00 72

 6231-00 72

 6232-00 72

 6240-00 73

 6240-01 73

 6241-00 73

 6242-00 73

 6243-00 73

 6244-00 73

 6250-00 75

 6250-01 75

 6251-00 74

 6256-00 74

 6257-00 74

 6258-00 74

 6259-10 74

 6261-00 75

 6262-00 75

 6263-00 75

 6264-00 75

 6271-00 78

 6271-20 79

 6272-00 78

 6272-20 79

 6273-00 78

 6273-20 79

 6274-00 78

 6274-20 79

 6275-00 78

 6275-20 79

38

6276-00 78

 6276-20 79

 7000-10 81

 7001-10 81

 7002-10 81

 7010-10 81

 7011-10 81

 7012-10 81

 09446-00 93

 09447-00 93

 09448-00 93

 09460-00 96

 09461-00 96

 09462-00 96

 09463-00 96

 09464-00 96

 09465-00 95

 09466-00 95

 09467-00 95

 09468-00 95

 9469-00 95

 020502-00 113

 020902-00 113

 024003-00 93

 028402-00 114

 028403-00 114

 028403-01 114

 028404-00 113

 143603-00 225

 148103-00 224

 167596 7

 173603-00 270

 178465 7

 178467 7

 178469 6

 178470 6

 178471 6

 178472 6

 178473 6

 178474 7

 178475 7

 178476 7

39

178477 7

 190410-00 55

 194000 8

 194001 6

 194002 6

 194004 6

 194005 6

 194006 6

 194007 6

 194008 6

 194009 6

 194011 6

 194013 7

 194014 7

 235753 7

 235760 7

 235776 7

 235784 7

 241094 7

 241114 7

 241174 7

 241425 7

 263603-00 245

 269607 6

 269608 6

 270340 6

 270341 6

 270342 6

 270350 6

 270352 6

 270353 6

 270354 6

 270406 6

 270408 6

 270409 6

 270410 6

 270411 6

 270420 6

 270421 6

 270422 6

 270423 6

 276284 8

 3040115 112

40

L

 LK-713L 8

 W

 WI001490 92

 WI008017 92

 WI008048 92

 WI008116 92

 WI008130 92

 WI008147 92

 WI014919 92

 WI080112 92

 WI080129 92

 WI080136 92

 WI080419 92

 WI080426 92

 WI080433 92

 WI081119 92

 WI081133 92

 WI081140 92

 WI081317 92

 WI081331 92

 WI081348 92

 WI081423 92

 WI081454 92

 WI081461 92

 X

 X100034 82

 X100058 82

 X100096 82

 X100119 82

 X100256 83

 X100270 83

 X100300 83

 X100324 83

 X100454 82

 X100461 82

 X100485 82

 X100492 82

 X1149290 84

 X1419190 84

 X1473292 84

 X1479291 84

 X1519100 85

41

X1519140 85

 X1519150 85

 X1579202 85

 X1579242 85

 X1579252 85

 XD31S20 83

 XK31S20 83

 XK53S53 82

 XS31S20 83

 XS53S35 82

42



ELEKTRO-PLAST

ELEKTRO-PLAST

TADEUSZ CZACHOROWSKI SP. J.

05-190 Nasielsk, ul. Płońska 18

POLAND

tel. +48 (23) 693 39 00

fax +48 (23) 693 39 02

Dział handlowy

tel. +48 (23) 693 39 20

tel. +48 (23) 693 39 21

fax +48 (23) 693 39 22

www.elektro-plast.com.pl

info@elektro-plast.com.pl

X-ON Electronics

Largest Supplier of Electrical and Electronic Components

Click to view similar products for [ELEKTRO-PLAST NASIELSK](#) manufacturer:

Other Similar products are found below :

[0211-00](#) [0212-00](#) [0213-00](#) [0214-00](#) [0217-00](#) [0221-00](#) [0222-00](#) [0223-00](#) [0224-00](#) [0225-00](#) [0226-00](#) [0226-01](#) [0226-02](#) [0226-10](#) [0226-11](#)
[0226-41](#) [0226-60](#) [0226-61](#) [0227-00](#) [0227-10](#) [0229-00](#) [0230-00](#) [0231-00](#) [0233-00](#) [0233-01](#) [0236-00](#) [0238-01](#) [0240-00](#) [0241-00](#) [0242-00](#)
[0242-10](#) [0243-00](#) [0243-10](#) [0244-00](#) [0245-00](#) [0250-00](#) [0251-00](#) [0252-00](#) [0253-00](#) [0253-20](#) [0253-30](#) [0290-00](#) [0290-01](#) [0290-04](#) [0290-06](#)
[0290-41](#) [0290-80](#) [0290-81](#) [0295-00](#) [0297-00](#)