

Stainless Steel-Ball lock pins

AISI 630, with plastic-knob

SPECIFICATION

Pin Stainless Steel AISI 630
precipitation-hardened

Knob
Plastic (Polyamide PA)

- black-grey / red
- temperature resistant up to 80 °C

Balls
Stainless Steel AISI 420C

Spring
German Material No. 1.4565



INFORMATION

Stainless Steel-Ball lock pins GN 113.6 are used for quick fixing, connecting and locking of various parts and workpieces. A typical application is locating pins which have often to be removed and installed again.

By pressing the spring loaded push button both balls are unlocked and by releasing it, the balls are locked again.

The load values given in the above table at shear stress are theoretically obtained and indicative only. They are non-binding recommended values and rule out any liability. They constitute no general warranty of quality and condition. The user must determine from case to case whether a product is suitable for the intended use.

- Range of lock pins (see page 868)

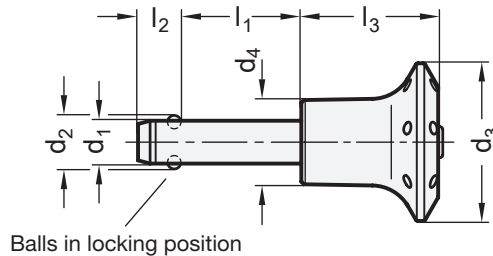
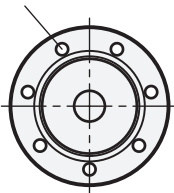
ACCESSORY

- Ball chains GN 111 (see page 904)
- Stainless Steel-Ball chains GN 111.5 (see page 905)
- Retaining cables GN 111.2 (see page 906)
- Spiral retaining cables GN 111.4 (see page 908)

TECHNICAL INFORMATION

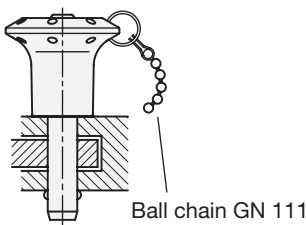
- ISO-Fundamental Tolerances (see page A21)
- Stainless Steel characteristics (see page A26)

Bore for key ring
(ball chain)



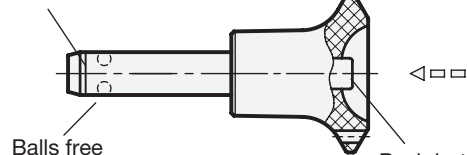
Balls in locking position

Application example



Ball chain GN 111

Marking for material
AISI 630




Balls free

Push button

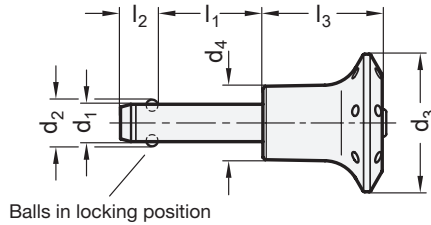
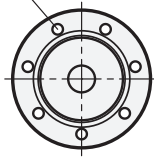
GN 113.6

STAINLESS STEEL

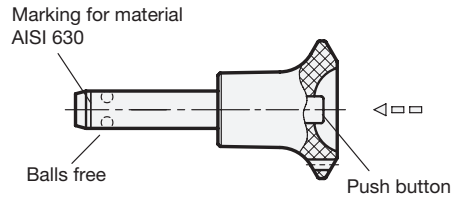
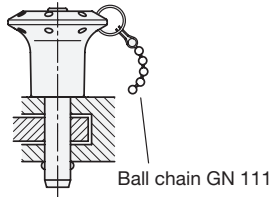
Description	d1 -0.04/-0.08	l1 +0.6	d2	d3	d4	l2 ±1	l3 -0.2	Locating bore H11	Load in kN ≈ Double sided shearing resistance according DIN 50141 (Breaking strength)	
GN 113.6-5-10	5	10	5.5	30	16	6	26	5	24	17
GN 113.6-5-15	5	15	5.5	30	16	6	26	5	24	18
GN 113.6-5-20	5	20	5.5	30	16	6	26	5	24	19
GN 113.6-5-25	5	25	5.5	30	16	6	26	5	24	20
GN 113.6-5-30	5	30	5.5	30	16	6	26	5	24	22
GN 113.6-5-35	5	35	5.5	30	16	6	26	5	24	23
GN 113.6-5-40	5	40	5.5	30	16	6	26	5	24	25
GN 113.6-5-45	5	45	5.5	30	16	6	26	5	24	27
GN 113.6-5-50	5	50	5.5	30	16	6	26	5	24	29
GN 113.6-5-60	5	60	5.5	30	16	6	26	5	24	30
GN 113.6-5-70	5	70	5.5	30	16	6	26	5	24	31
GN 113.6-5-80	5	80	5.5	30	16	6	26	5	24	32
GN 113.6-6-10	6	10	7	30	16	7.1	26	6	35	18
GN 113.6-6-15	6	15	7	30	16	7.1	26	6	35	19
GN 113.6-6-20	6	20	7	30	16	7.1	26	6	35	20
GN 113.6-6-25	6	25	7	30	16	7.1	26	6	35	21
GN 113.6-6-30	6	30	7	30	16	7.1	26	6	35	23
GN 113.6-6-35	6	35	7	30	16	7.1	26	6	35	25
GN 113.6-6-40	6	40	7	30	16	7.1	26	6	35	26
GN 113.6-6-45	6	45	7	30	16	7.1	26	6	35	28
GN 113.6-6-50	6	50	7	30	16	7.1	26	6	35	30
GN 113.6-6-60	6	60	7	30	16	7.1	26	6	35	32
GN 113.6-6-70	6	70	7	30	16	7.1	26	6	35	33
GN 113.6-6-80	6	80	7	30	16	7.1	26	6	35	35
GN 113.6-8-10	6	10	9.3	33	17	8.0	32.3	6	63	37
GN 113.6-8-15	7	15	9.4	34	18	8.1	32.4	7	63	39
GN 113.6-8-20	8	20	9.5	35	19	8.2	32.5	8	63	42
GN 113.6-8-25	8	25	9.5	35	19	8.2	32.5	8	63	44
GN 113.6-8-30	8	30	9.5	35	19	8.2	32.5	8	63	46
GN 113.6-8-35	8	35	9.5	35	19	8.2	32.5	8	63	48
GN 113.6-8-40	8	40	9.5	35	19	8.2	32.5	8	63	51
GN 113.6-8-45	8	45	9.5	35	19	8.2	32.5	8	63	55
GN 113.6-8-50	8	50	9.5	35	19	8.2	32.5	8	63	57
GN 113.6-8-60	8	60	9.5	35	19	8.2	32.5	8	63	60
GN 113.6-8-70	8	70	9.5	35	19	8.2	32.5	8	63	62
GN 113.6-8-80	8	80	9.5	35	19	8.2	32.5	8	63	65
GN 113.6-8-90	8	90	9.5	35	19	8.2	32.5	8	63	69
GN 113.6-8-100	8	100	9.5	35	19	8.2	32.5	8	63	73
GN 113.6-10-15	10	15	12	35	19	9.6	32.5	10	100	45
GN 113.6-10-20	10	20	12	35	19	9.6	32.5	10	100	49
GN 113.6-10-25	10	25	12	35	19	9.6	32.5	10	100	52
GN 113.6-10-30	10	30	12	35	19	9.6	32.5	10	100	55
GN 113.6-10-35	10	35	12	35	19	9.6	32.5	10	100	58
GN 113.6-10-40	10	40	12	35	19	9.6	32.5	10	100	62
GN 113.6-10-45	10	45	12	35	19	9.6	32.5	10	100	64
GN 113.6-10-50	10	50	12	35	19	9.6	32.5	10	100	68
GN 113.6-10-60	10	60	12	35	19	9.6	32.5	10	100	73
GN 113.6-10-70	10	70	12	35	19	9.6	32.5	10	100	75
GN 113.6-10-80	10	80	12	35	19	9.6	32.5	10	100	77
GN 113.6-10-90	10	90	12	35	19	9.6	32.5	10	100	80
GN 113.6-10-100	10	100	12	35	19	9.6	32.5	10	100	84
GN 113.6-10-110	10	110	12	35	19	9.6	32.5	10	100	86
GN 113.6-10-120	10	120	12	35	19	9.6	32.5	10	100	88



Bore for key ring
(ball chain)



Application example



GN 113.6

STAINLESS STEEL

Description	d1 -0.04/-0.08	l1 +0.6	d2	d3	d4	l2 ±1	l3 -0.2	Locating bore H11	Load in kN ≈ Double sided shearing resistance according DIN 50141 (Breaking strength)	⚖
GN 113.6-12-20	12	20	14.5	42	25	10.6	39	12	144	90
GN 113.6-12-25	12	25	14.5	42	25	10.6	39	12	144	100
GN 113.6-12-30	12	30	14.5	42	25	10.6	39	12	144	104
GN 113.6-12-35	12	35	14.5	42	25	10.6	39	12	144	108
GN 113.6-12-40	12	40	14.5	42	25	10.6	39	12	144	113
GN 113.6-12-45	12	45	14.5	42	25	10.6	39	12	144	117
GN 113.6-12-50	12	50	14.5	42	25	10.6	39	12	144	121
GN 113.6-12-60	12	60	14.5	42	25	10.6	39	12	144	123
GN 113.6-12-70	12	70	14.5	42	25	10.6	39	12	144	138
GN 113.6-12-80	12	80	14.5	42	25	10.6	39	12	144	148
GN 113.6-12-90	12	90	14.5	42	25	10.6	39	12	144	154
GN 113.6-12-100	12	100	14.5	42	25	10.6	39	12	144	159
GN 113.6-12-110	12	110	14.5	42	25	10.6	39	12	144	162
GN 113.6-12-120	12	120	14.5	42	25	10.6	39	12	144	169
GN 113.6-16-30	16	30	19	42	25	14	39	16	257	126
GN 113.6-16-35	16	35	19	42	25	14	39	16	257	130
GN 113.6-16-40	16	40	19	42	25	14	39	16	257	151
GN 113.6-16-45	16	45	19	42	25	14	39	16	257	158
GN 113.6-16-50	16	50	19	42	25	14	39	16	257	167
GN 113.6-16-60	16	60	19	42	25	14	39	16	257	183
GN 113.6-16-70	16	70	19	42	25	14	39	16	257	198
GN 113.6-16-80	16	80	19	42	25	14	39	16	257	213
GN 113.6-16-90	16	90	19	42	25	14	39	16	257	215
GN 113.6-16-100	16	100	19	42	25	14	39	16	257	220
GN 113.6-16-110	16	110	19	42	25	14	39	16	257	226
GN 113.6-16-120	16	120	19	42	25	14	39	16	257	230
GN 113.6-16-130	16	130	19	42	25	14	39	16	257	242
GN 113.6-16-140	16	140	19	42	25	14	39	16	257	250
GN 113.6-16-150	16	150	19	42	25	14	39	16	257	262

Indexing elements 8

X-ON Electronics

Largest Supplier of Electrical and Electronic Components

Click to view similar products for [Headers & Wire Housings](#) category:

Click to view products by [Elesa & Ganter](#) manufacturer:

Other Similar products are found below :

[0015917161](#) [0022155065](#) [57102-F02-18ULF](#) [58102-G61-06LF](#) [582553-1](#) [01.001.5753.1](#) [0050291907](#) [02.125.8002.8](#) [609-3404](#) [61062-3](#)
[CSU011177004](#) [622-0430](#) [622-3653LF](#) [63453-116](#) [636-1030](#) [636-1427](#) [636-3427](#) [636-4007](#) [641938-9](#) [65495-038](#) [65692-001LF](#) [65781-018](#)
[65781-047](#) [65817-010LF](#) [65817-015LF](#) [67095-007LF](#) [67601157](#) [68631-112](#) [68645-018](#) [699319-000](#) [70.362.1628.0](#) [70-4210](#) [70-4226B](#) [70-](#)
[4853B](#) [707-5028](#) [71.350.2428.0](#) [733-134](#) [733-162](#) [760-3052](#) [MHR-64-VUAL](#) [80.063.4001.1](#) [800-90-001-10-001000](#) [801-43-002-10-013000](#)
[801-43-006-10-002000](#) [803-43-024-10-001000](#) [803-93-012-10-001000](#) [8-1437020-4](#) [819-22-004-30-001101](#) [820-22-006-30-001101](#)
[820-22-008-30-001101](#)