



Product Catalogue

Energy management Switches and controls

Elkay

ABB



Energy management

Switches and controls

[Introduction](#)

1

[Range overview](#)

2

[Timers & switches](#)

3

[Outdoor timers & switches](#)

4

[Elkay easyDALI](#)

5

[Technical section](#)

6

Introduction

Introduction

Carbon footprint	1/2
Energy survey	1/3
Product applications	1/4

Introduction

Carbon footprint

1



Climate change is a serious problem that affects us all. There is now an overwhelming body of scientific evidence that emissions of greenhouse gases are changing the world's climate.

Reducing energy consumption therefore not only saves money, but also will reduce our carbon footprint. The new Energy Range from Elkay provides a cost effective practical step along this important journey.



Backing up the science, the UK government passed the Climate Change Act 2008 which introduces the world's first long-term legally binding framework to tackle climate change. The Act aims to encourage the transition to a low-carbon economy in the UK through legally binding emissions reduction targets.

This is enforced by EU Energy Performance Directives, which now stipulate key areas for improvement in the energy performance of buildings.

The new Elkay Energy Range gives architects, planners and electrical contractors a broad selection of simple but highly effective solutions to minimise the amount of energy used in all types of commercial and industrial environments.

In a domestic setting, the Elkay Range gives an excellent opportunity to increase style and functionality around the home, whilst making an important contribution to the reduction in our carbon footprint at the same time.

Introduction

Energy survey



Businesses of all sizes have never been more aware of the need to reduce energy consumption. Mention the spiralling costs of fuel – all of which contribute to make reducing energy consumption a necessity rather than a luxury.

But where do you begin? How can you be sure you're cutting costs not corners? After all you're in business to make a profit and cannot afford to cut energy consumption at the expense of running your business.

This is where Elkay can help. Decades of experience in energy management have given us the expertise to come into your organisation and carry out a complete audit of your energy expenditure.

When we undertake an Energy Survey, we'll tell you not only where you are wasting energy but recommend practical steps, by utilising the Elkay Energy Range, to reduce waste and tell you exactly how much you'll save - in terms of energy output and money.

It's a service which many blue-chip companies have already taken advantage of - and the savings can be staggering.

To reinforce these findings, one nationally known UK retailer has cut their energy bill for lighting in back room areas by a massive 87 percent at just one of their branches after implementing the recommendations made in their energy survey.

To find out more about Elkay Energy Surveys or to arrange one for your business call 01675 468200



Introduction

Product applications

1



Office corridor



Warehouse



Open plan office



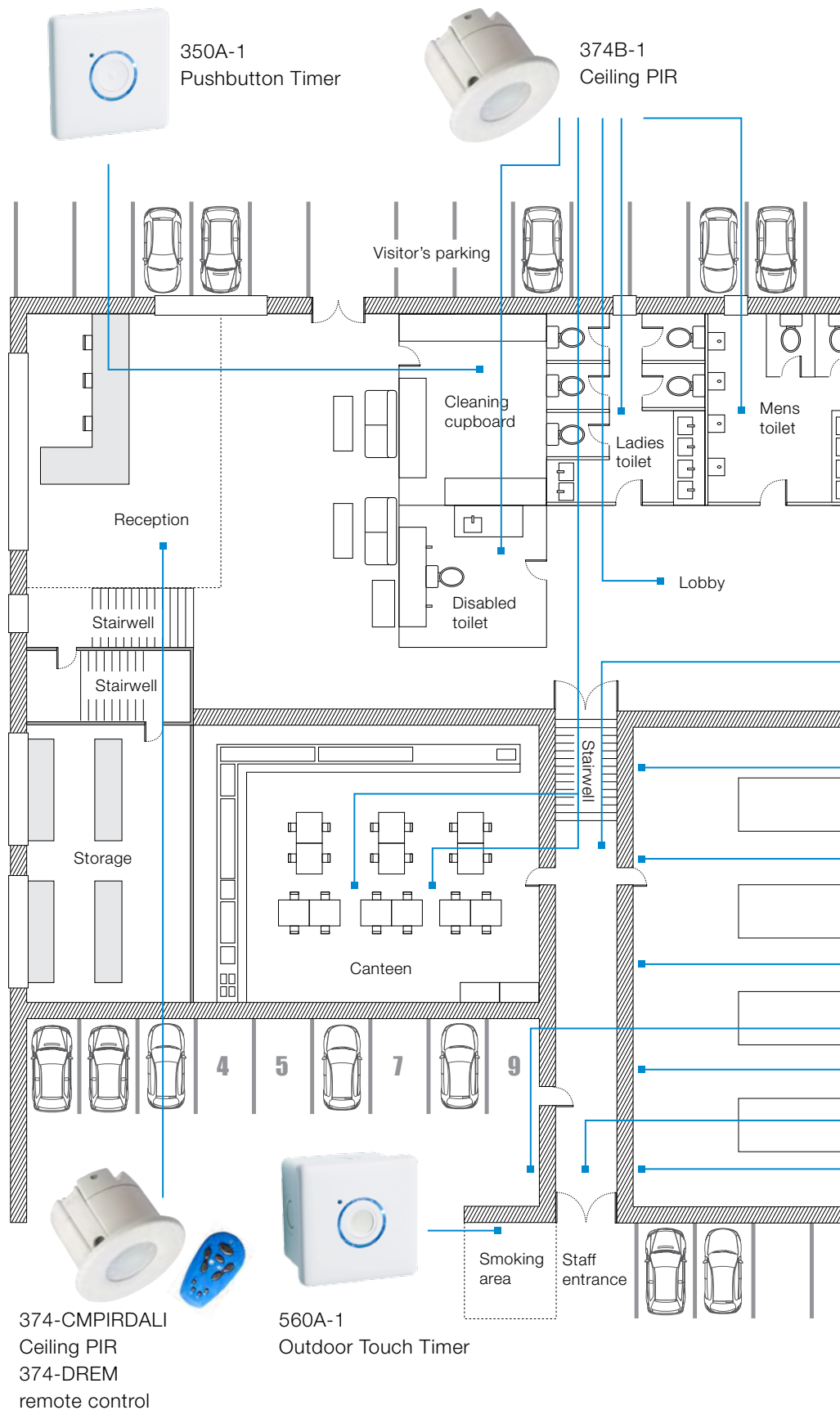
Meeting room



Warehouse office



Outdoor area

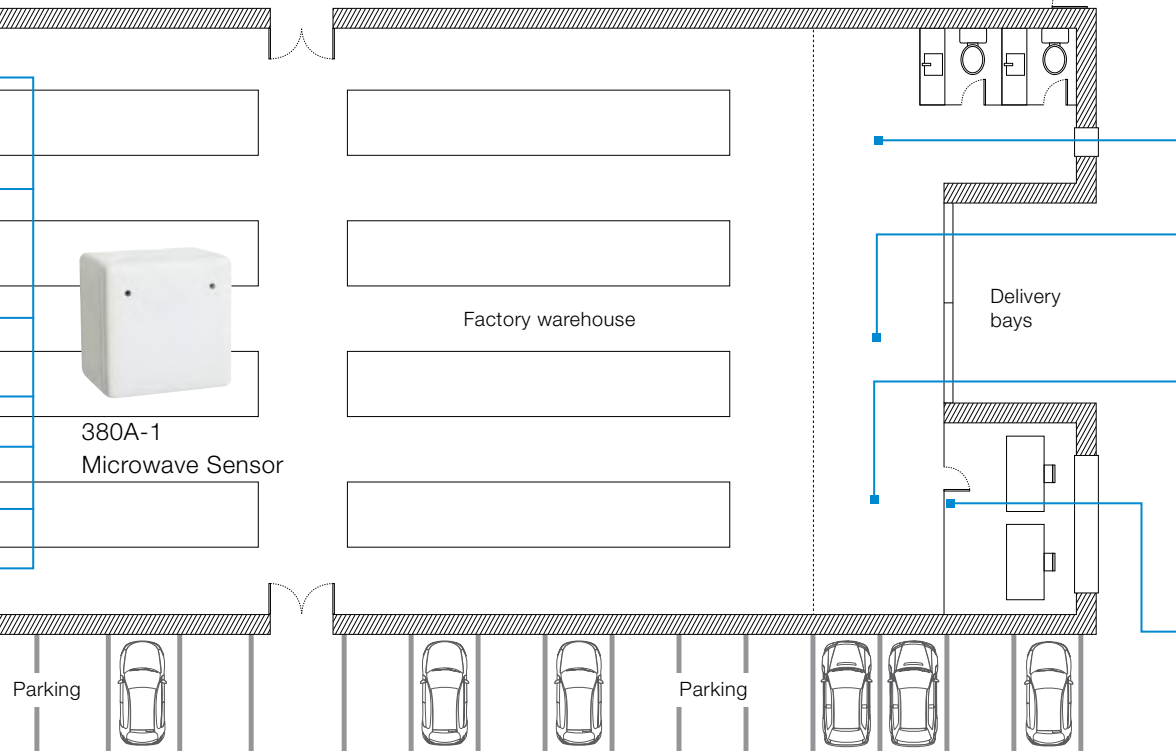
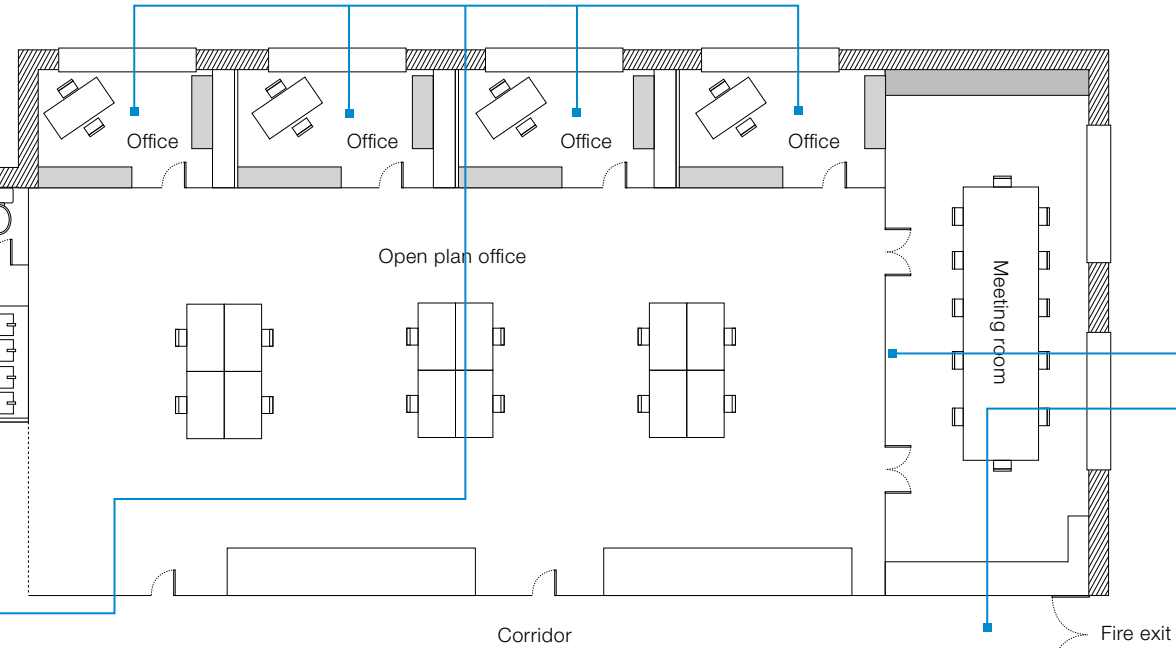




374B-1FPC Fireproof Ceiling PIR



380A-1 Microwave Sensor



374B-1 Ceiling PIR



380A-1 Microwave Sensor



370B-1 3 wire wall PIR

Energy management

Range overview

Range overview

Timers & switches - Technical specification	2/2
Outdoor timers & switches - Technical specification	2/4

Range overview

Timers & switches - Technical specification

2



Type	Columbus® Timer	Columbus® Timer	Columbus® Electronic Timer	Standard Pushbutton Timer	Standard Pushbutton Timer
Reference	400A	400A-3	400E	350B-1	3875B-1
Configuration	Single contacts	Double contacts	–	2 Wire	3 Wire
Colour	White	White	White	White	White
Hidden Screws	•	•	•	–	–
Fascia Plate Height	10 mm	10 mm	10 mm	8 mm	8 mm
Back Box Depth (Not supplied)	10 mm	10 mm	10 mm	25 mm	25 mm
Max Load Rating @240V Resistive / Incandescent	6A	6A	2A	10A	10A
Max Load Rating @240V Fluorescent	3A (max 6 fittings)	3A (max 6 fittings)	2A (max 6 fittings)	10A	10A
Max Load Rating @240V Compact Fluorescent	3A (max 6 fittings)	3A (max 6 fittings)	2A (max 6 fittings)	10A	10A
Max Load Rating @240V LED	3A	3A	2A	10A	10A
Blue Locator Ring	–	–	–	–	–
Red Signal LED	–	–	–	–	–
Neutral Required	–	–	–	–	•
Timing Range	5sec - 5min	5sec - 5min	20sec - 25min	2min - 1h	2min - 1h
Timing Cancellation	–	–	–	•	•
Illuminated Switches	–	–	–	–	–
Intelligent Power Search Facility	–	–	–	–	–
Use with Contactor	•	•	–	–	•**
Section 3 / Page No.	3/4	3/4	3/4	3/5	3/5



Type	Standard PIR Timer	Standard PIR Timer	PIR Timer	PIR Timer	PIR Slave Electronic Timer
Reference	370B-1	376B-1	376A-1	370A-1	376A-3
Configuration	3 Wire	2 Wire	2 Wire	3 Wire	3 Core connection
Colour	White	White	White	White	White
Hidden Screws	–	–	•	•	•
Fascia Plate Height	8 mm	8 mm	8 mm	8 mm	8 mm
Back Box Depth (Not supplied)	25 mm	25 mm	25 mm	25 mm	25 mm
Max Load Rating @240V Resistive / Incandescent	10A	10A	16A	16A	16A
Max Load Rating @240V Fluorescent	10A	10A	16A	16A	16A
Max Load Rating @240V Compact Fluorescent	10A	10A	16A	16A	16A
Max Load Rating @240V LED	10A	10A	16A	16A	16A
Blue Locator Ring	–	–	•	•	•
Red Signal LED	•	•	•	•	•
Neutral Required	•	–	–	•	–
Sensitivity Control	–	–	–	–	–
Timing Range	2min - 1h	2min - 1h	2min - 1h	2min - 1h	–
LUX Level Adjustment	•	•	•	•	•
Timing Cancellation	–	–	•	•	•
Illuminated Switches	–	–	•	•	•
Intelligent Power Search Facility	–	–	•	N/A	N/A
Use with Contactor	•**	–	–	•**	–
Section 3 / Page No.	3/9	3/9	3/10	3/10	3/10

NOTE: 3 Wire products have a neutral. 2 Wire products have no neutral. Slaves must be used with illuminated switches and connected with 3 Core cables to Master unit



Pushbutton Timer	Pushbutton Timer	Pushbutton Slave	Pushbutton Long Timer	Touch Timer	Touch Timer	Touch Slave
350A-1	3875A-1	350A-3	3875A-1-LT	360A-1	2235A-1	360A-3
2 Wire	3 Wire	3 Core connection	3 Wire	2 Wire	3 Wire	3 Core connection
White	White	White	White	White	White	White
•	•	•	•	•	•	•
8 mm	8 mm	8 mm	8 mm	8 mm	8 mm	8 mm
25 mm	25 mm	25 mm	25 mm	25 mm	25 mm	25 mm
16A	16A	16A	16A	16A	16A	16A
16A	16A	16A	16A	16A	16A	16A
16A	16A	16A	16A	16A	16A	16A
16A	16A	16A	16A	16A	16A	16A
•	•	•	•	•	•	•
•	•	•	•	•	•	•
–	•	–	•	–	•	–
2min - 2h	2min - 2h	–	8min - 8h	2min - 2h	2min - 2h	–
•	•	•	•	•	•	•
•	•	•	•	•	•	•
•	N/A	N/A	N/A	•	N/A	N/A
–	•**	–	•**	–	•**	–
3/6	3/6	3/6	3/7	3/8	3/8	3/8



Ceiling Mount PIR Timer	Fireproof Ceiling Mount PIR	Microwave Timer	Remote Timer	Wall Surface Mount Box	Wall Spacer Plate	capacitor
374B-1	374B-1FPC	380A-1	320A-1	210A-1	220A-1	PFCC-1
3 Wire	3 Wire	3 Wire	3 Wire	–	–	–
White	White	White	White	–	White	Black
–	–	•	•	–	–	N/A
4 mm	4 mm	8 mm	8 mm	–	–	N/A
55 mm	92 mm	35 mm	25 mm	25mm	10mm	N/A
10A	10A	16A	16A	–	–	4µF
10A	10A	16A	16A	–	–	4µF
10A	10A	16A	16A	–	–	4µF
10A	10A	16A	16A	–	–	4µF
–	–	–	–	–	–	N/A
•	•	•	–	–	–	N/A
•	•	•	•	–	–	N/A
–	•	•	–	–	–	N/A
2min - 1h	2min - 1h	2min - 2h	2min - 2h	–	–	N/A
•	•	•	–	–	–	N/A
–	–	–	–	–	–	N/A
•	•	•	•	–	–	N/A
•	•	N/A	N/A	–	–	N/A
•**	•**	•**	•**	–	–	•**
3/11	3/7	3/8	3/9	3/9	3/9	3/9

*PFCC-1 Capacitor will often be required with circuits switching low wattage loads **PFCC-1 Capacitor must be fitted at contactor - see Section 3/15 or contact Elkey Technical

NOTE: Slaves must be used with illuminated switches and connected with core cables to Master Unit.

Range overview

Outdoor timers & switches - Technical specification



2

Type	Pushbutton Timer	Pushbutton Timer	Pushbutton Slave	Standard Pushbutton Timer	Standard Pushbutton Timer
Reference	550A-1	550A-3	550A-5	550B-1	550B-3
Configuration	3 Wire	2 Wire	–	3 Wire	2 Wire
Colour	White	White	White	White	White
Hidden Screws	•	•	•	•	•
Fascia Plate Height	8 mm	8 mm	8 mm	8 mm	8 mm
Back Box Depth	65 mm	65 mm	65 mm	65 mm	65 mm
Max Load Rating @240V Resistive / Incandescent	16A	16A	16A	10A	10A
Max Load Rating @240V Fluorescent	16A	16A	16A	10A	10A
Max Load Rating @240V Compact Fluorescent	16A	16A	16A	10A	10A
Max Load Rating @240V LED	16A	16A	16A	10A	10A
Blue Locator Ring	•	•	•	–	–
Red Signal LED	•	•	•	–	–
Neutral Required	•	–	–	•	–
Timing Range	2min - 2h	2min - 2h	–	2min - 1h	2min - 1h
Timing Cancellation	•	•	•	•	•
Timing Re-Trigger	•	•	•	•	•
Intelligent Power Search Facility	N/A	•	N/A	–	–
Use with Contactor	•••	–	–	•••	–
Section 4 / Page No.	4/4	4/4	4/4	4/5	4/5

NOTE: 3 Wire products have a neutral. 2 Wire products have no neutral. Slaves must be used with illuminated switches and connected with 3 Core cables to Master unit





Touch Timer	Touch Timer	Touch Slave	PIR Timer	PIR Timer	PIR Slave
560A-1	560A-3	560A-5	570A-1	570A-3	570A-5
3 Wire	2 Wire	–	3 Wire	2 Wire	–
White	White	White	White	White	White
•	•	•	•	•	•
8 mm	8 mm	8 mm	8 mm	8 mm	8 mm
65 mm	65 mm	65 mm	65 mm	65 mm	65 mm
16A	16A	16A	16A	16A	16A
16A	16A	16A	16A	16A	16A
16A	16A	16A	16A	16A	16A
16A	16A	16A	16A	16A	16A
•	•	•	•	•	•
•	•	•	•	•	•
•	–	–	•	–	–
2min - 2h	2min - 2h	–	2min - 2h	2min - 2h	–
•	•	•	•	•	•
•	•	•	•	•	•
N/A	•	N/A	N/A	•	N/A
•**	–	–	•**	–	–
4/6	4/6	4/6	4/7	4/7	4/7

**PFCC-1 Capacitor must be fitted at contactor - see Section 3/15 or contact ElKay Technical



Energy management


Timers & switches

Timers & switches

Introduction	3/3
Columbus® Timer - Single contacts	3/4
Columbus® Timer - Double contacts	3/4
Columbus® Electronic Timer	3/4
Standard Pushbutton Timer - 2 Wire	3/5
Standard Pushbutton Timer - 3 Wire	3/5
Pushbutton Timer - 2 Wire	3/6
Pushbutton Timer - 3 Wire	3/6
Pushbutton Timer Slave - 3 Core	3/6
Pushbutton Long Timer - 3 Wire	3/7
Touch Timer - 2 Wire	3/8
Touch Timer - 3 Wire	3/8
Touch Slave - 3 Core	3/8
Standard PIR Timer - 3 Wire	3/9
Standard PIR Timer - 2 Wire	3/9
PIR Timer - 2 Wire	3/10
PIR Timer - 3 Wire	3/10
PIR Slave - 3 Core	3/10
Ceiling Mount PIR - 3 Wire	3/11
Fireproof Ceiling Mount PIR - 3 Wire	3/12
Microwave Timer - 3 Wire	3/13
Remote Timer - 3 Wire	3/15

Accessories

PFCC-1 Capacitor	3/15
Wall Surface Mount Box	3/15
Wall Spacer Plate	3/15



Timers & switches

Introduction

The Timers & Switches range from Elkay Electrical provides a simple and highly cost effective way of saving energy, which can be easily installed in existing buildings as it can be incorporated into new build schemes.

With a wide choice of timer controls for lighting and other types of electrical loads, products across the Energy Sense range provide a fast track route to substantial reduction both in energy bills and carbon emissions.

From the Columbus® pneumatic time delay switch to intelligent pushbutton, touch and PIR timers, the Elkay range offers extensive features, attractive styling and practical solutions.



Timers & switches

Columbus® Pneumatic Timer & Columbus® electronic timer

3



Columbus® Pneumatic Timer
Timers & switches

Columbus® Pneumatic Timer - Timers & switches

The Columbus® pneumatic timer is an easy to fit and cost effective way of automatically turning lighting off after a set period of time. Pushing the button switches the contacts and activates the time delay, which can be set at installation anywhere between 5 seconds and 5 minutes (Note timings are approximate).

Key Features

- For fluorescent (6 fittings max), incandescent lighting and LEDs
- Available in white finish
- No neutral required
- Replaces existing single gang wall switch
- 5 seconds to 5 minutes adjustable activation

Typical applications

The unit has single or double contacts as standard and can be fitted to existing single gang switches, making it a perfect low cost energy saving solution in areas such as stairways, corridors and storerooms.

Columbus® Pneumatic Timer - Technical specification

Part No.	Type	Configuration	Finish	Rating	GID
400A	Columbus Pneumatic Timer	Single contact arrangement	White	3A-6A-240V	7TCA299000R0001
400A-3	Columbus Pneumatic Timer	Double contact arrangement	White	3A-6A-240V	7TCA299000R0002

See Technical Section 6/2 for wiring diagram



Columbus® Electronic Timer
Timers & switches

Columbus® Electronic Timer - Timers & switches

Columbus® Electronic Timer is an easy to fit and cost effective way of automatically turning lighting off after a set period of time. Pushing the button switches the switch and activates the time delay, which can be set at installation anywhere between 20 seconds and 25 minutes.

The unit can be fitted to existing single gang switches, making it a perfect low cost energy saving solution in areas such as stairways, corridors and storerooms. Very popular with people who have difficulty in operating switches due to the ease of switch operation.

Key Features

- For fluorescent (2A) and incandescent (2A) lighting and LED (2A) ONLY
- Available in white finish
- No neutral required
- Replaces existing single gang wall switch
- Capacitor required
- Easy loop in and out terminals for easy wiring
- Can be linked together in parallel

Columbus® Electronic Timer - Technical specification

Part No.	Type	Finish	Rating	GID
400E	Columbus Electronic Timer	White	2A-240V	7TCA299000R0008

Note: *PFCC-1 Capacitor will often be required when switching certain types of load - see Section 3/15 for full details or contact Elkay Technical
See Technical Section 6/2 for wiring diagram

Timers & switches

Standard Push Button timer



Standard Push Button Timer
Timers & switches

Standard Push Button Timer - Timers & switches

The Standard Push Button Timer is an energy saving device to switch loads for a pre-selected time period. It fits easily into a British Standard back box of 25mm depth. The timer can be interlinked in parallel with other standard timers in this range to create multiple switching points. It can also replace an existing switch at the switch point to provide energy saving functionality by timing lighting off to avoid unnecessary power usage.

A Capacitor must be used in the circuit when switching low wattage loads such as Fluorescent, compact fluorescent, and LEDs.

Key Features

- 10A any load type
- Can be retrofitted into any type of lighting wiring circuit
- Can be interlinked with other standard push button timers
- Time setting from 2 mins to 1 hour

3875B-1

- 3 wire (Live, switch live and neutral)

Typical Applications:

- Commonly used to control all load types and appliances in any room including bedrooms
- Suitable for retrofit into any type of circuit with a neutral
- Suitable for use in any area where control will help reduce energy usage

350B-1

- 2 wire (Live and switch live)
- A 24 hour uninterrupted supply is required

Typical Applications:

- General purpose timer for use with lighting loads
- Suitable for retrofit into any type of circuit
- Suitable for use in any area where control will help reduce energy usage

Standard Push Button Timer - Technical specification

Part No.	Type	Configuration	Finish	Rating	GID
3875B-1	Standard Push Button Timer	3 Wire	White	10A-240V	7TCA299030R0017
350B-1	Standard Push Button Timer	2 Wire* for lighting only	White	10A-240V	7TCA299030R0000

*PFCC-1 Capacitor will often be required when switching certain types of load - see Section 3/15 for full details or contact Elkay Technical See Technical Section 6/5 for wiring diagrams

Timers & switches

Illuminated Push Button timer



Illuminated Push Button Timer
Timers & switches

Illuminated Push Button Timer - Timers & switches

A stylish, illuminated push button timer suitable for retrofit into any wiring system. Provides energy saving functionality by turning off the power source via timer, to avoid unnecessary power usage. The push button timer can be used in conjunction slave devices for multi-way applications. A Capacitor must be used in the circuit when switching low wattage loads such as fluorescent, compact fluorescent, and LEDs.

Key Features

- 16A any load type
- Blue Locator ring
- One minute countdown LED indicator
- Re-set timing sequence at any time during countdown
- Can be interlinked with any Elkay slave switches (Only one master per circuit)
- Fits into 25mm depth back boxes
- Time settings from 2 mins to 2 hours

3875A-1

- 3 wire (Live, switch live and neutral required)

Typical applications:

- Commonly used to control all loads and appliances in any room (except bedrooms)
- Suitable for lighting, heating and ventilation systems

350A-1

- 2 wire (Live and switch live required)
- A 24 hour uninterrupted supply is required
- No neutral required
- Intelligent power search function

Typical applications:

- Commonly used to control lighting in corridors and stairwells
- Can be used as a 1 way switch to control room lighting
- Suitable for lighting (Instant start or hot re-strike only)

350A-3

- 3 core - Live, switch live and trigger required (Switch live optional if blue ring indicator is not required)
- No Neutral required
- Slaves must be used when more than one switch is required in circuit and must be wired in three core to an Elkay master timer from the illuminated range. Only one master per circuit. All other switches must be slaves.

Typical applications:

- Commonly used to control lighting in corridors and stairwells with the master push button timer

Illuminated Push Button Timer - Technical specification

Part No.	Type	Configuration	Finish	Rating	GID
3875A-1***	Illuminated Push Button Timer Master	3 Wire	White	16A-240V	7TCA299010R0045
350A-1***	Illuminated Push Button Timer Master	2 Wire* for lighting only	White	16A-240V	7TCA299010R0011
350A-3	Illuminated Push Button Timer Slave	3 Core**	White	16A-240V	7TCA299010R0014

*PFCC-1 Capacitor will often be required when switching certain types of load - see Section 3/15 for full details or contact Elkay Technical

Slaves must be used with illuminated range and connected with 3 Core cables to Master unit. *Slave unit required for multiway switching See Technical Section 6/4 & 6/6 for wiring diagrams

Timers & switches

Illuminated Push Button long timer



Push Button Long Timer
Timers & switches

Illuminated Push Button Long Timer - Timers & switches

A 3 wire, illuminated push button timer suitable for retrofit into modern lighting systems. This version of our push button timer can time from 8 minutes to 8 hours, providing longer time control. Able to replace existing single gang switches, to provide energy saving functionality by turning off the power source via timer, to avoid unnecessary power usage.

The push button timer must be used in conjunction slave devices for multi-way applications. A Capacitor must be used in the circuit when switching low wattage loads such as fluorescent, compact fluorescent, and LEDs.

Key Features

- 16A any load type
- 3 wire (Live, switch live and neutral required)
- Blue Locator ring
- One minute countdown LED indicator
- Re-set timing sequence at any time during countdown
- Can be interlinked with any Elkay slave switches (Only one master per circuit)
- Fits into 25mm depth back boxes
- Time setting from 8 minutes to 8 hours

Typical applications

- A general purpose timer for use with lighting loads, towel rails, heaters, contactor coils and ventilation loads.
- Can be retrofitted into any type of circuit with a neutral feed and interlinked with any slave timers to provide multiple switching points
- Suitable for use with battery chargers or other long timing applications where a longer time delay is required

Illuminated Push Button Long Timer - Technical specification

Part No.	Type	Configuration	Finish	Rating	GID
3875A-1LT**	Pushbutton Long Timer Master	3 Wire	White	16A-240V	7TCA299010R0047

*PFCC-1 Capacitor will often be required when switching certain types of load - see Section 3/15 for full details or contact Elkay Technical

Slaves must be used with illuminated range and connected with 3 Core cables to Master unit. *Slave unit required for multiway switching See Technical Section 6/4 & 6/6 for wiring diagrams

Timers & switches

Touch timer

3



Illuminated Touch Timer
Timers & switches

Illuminated Touch Timer - Timers & switches

The Touch timer offers energy saving features at the lightest of touches. With the reliability of a fully electronic unit, with no mechanical moving parts, it has all the features of the Elkay push button timer unit with the additional benefit of a featherlight touch activation.

Variable timing selection and a backlit blue neon indicator ring are all part of this feature-packed device. It is also suitable for multi-way applications thanks to slave switch options with the 2 wire and 3 wire master devices.

Key Features

- 16A any load type 3 wire (Live, switch live and neutral required)
- Blue Locator ring
- Can be interlinked with any Elkay slave switches (Only one master per circuit)
- Fits into 25mm depth back boxes
- Requires Capacitor PFCC-1 for all types of low wattage loads and in particular LED lighting
- 5 - 7 m detection range
- 16 Timer settings from 2 mins to 2 hours

2235A-1

- 3 wire (Live, switch live and neutral required)

Typical applications:

- Suitable for lighting, heating, ventilation systems and contactor coils
- Suitable for use in any area where control will help reduce energy usage

360A-1

- 2 wire (Live and switch live only)
- A 24 hour uninterrupted supply is required
- No neutral required

Typical applications:

- Suitable for lighting only
- Suitable for use in any area where control will help reduce energy usage

360A-3

- 3 core - Live, switch live and trigger required to connect to master
- No neutral required
- Any number of slaves can be used in circuit and can also replace intermediate switches

Typical applications:

- Can only be used with the master switch when multiple switches are required

Illuminated Touch Timer - Technical specification

Part No.	Type	Configuration	Finish	Rating	GID
2235A-1***	Touch Timer Master	3 Wire	White	16A-240V	7TCA299010R0003
360A-1***	Touch Timer Master	2 Wire* (for lighting only)	White	16A-240V	7TCA299010R0016
360A-3	Touch Slave	3 Core**	White	16A-240V	7TCA299010R0018

*PFCC-1 Capacitor will often be required when switching certain types of load - see Section 3/15 for full details or contact Elkay Technical

Slaves must be used with illuminated range and connected with 3 Core cables to Master unit. *Slave unit required for multiway switching
See Technical Section 6/4 & 6/6 for wiring diagrams

Timers & switches

Standard and Illuminated PIR Timer



Standard PIR Timer
Timers & switches

Standard PIR Timer

The PIR timer is a fully automatic device which controls various power loads through the detection of body heat. Activated by the detection of moving body heat, the lighting or power load will then stay on for a preset period of time.

If body heat is no longer detected, the time period will elapse and the load will be switched off. An internal light sensor will keep the lighting switched off when sufficient ambient light is available, further increasing the energy saving potential of the PIR timer.

Key Features

- 10A any load type
- Requires Capacitor PFCC-1 for all types of low wattage/low voltage loads
- Fits into 25mm depth back boxes
- Time settings from 2 mins to 1 hour
- Lux level control
- 360° detection
- 5 – 7 m detection range

370B-1

- 3 wire (Live, switch live and neutral)
- Can be interlinked with other 370B-1 PIR timers

Typical applications:

- Commonly used to control all load types and appliances in any room
- Suitable for retrofit into any type of circuit with a neutral

376B-1

- 2 wire (Live, switch live only)
- No neutral required
- Can be interlinked with other 376B-1 PIR timers
- A 24 hour uninterrupted supply is required

Typical applications:

- General purpose PIR for use with lighting loads only
- Suitable for retrofit into any type of lighting circuit

Standard Push Button Timer -Technical specification

Part No.	Type	Configuration	Finish	Rating	GID
370B-1	Standard PIR Timer	3 Wire	White	10A-240V	7TCA299030R0005
376B-1	Standard PIR Timer	2 Wire* (for lighting only)	White	10A-240V	7TCA299030R0013

*PFCC-1 Capacitor will often be required when switching certain types of load - see Section 3/15 for full details or contact Elkay Technical
 Slaves must be used with illuminated range and connected with 3 Core cables to Master unit. *Slave unit required for multi-way switching
 See Technical Section 6/5 for wiring diagrams

Timers & switches

Illuminated PIR Timer

3



Illuminated PIR Timer
Timers & switches

Illuminated PIR Timer - Timers & switches

The PIR timer is a fully automatic device which controls various power loads through the detection of body heat. Activated by the detection of moving body heat, the lighting or power load will then stay on for a preset period of time.

If body heat is no longer detected, the time period will elapse and the load will be switched off. An internal light sensor will keep the lighting switched off when sufficient ambient light is available, further increasing the energy saving potential of the PIR timer. The unit also has an override off switch.

Key Features

- Fits into 25mm depth back boxes
- Time settings from 2 mins to 2 hours
- Lux level control
- 360° detection
- 5 -7 m detection range

370A-1

- 3 wire (Live, switch live and neutral required)

Typical applications:

- Suitable for lighting, heating, ventilation systems and contactor coils.
- Suitable for use in any area where control will help reduce energy usage

376A-1

- 2 wire (Live and switch live only)
- No neutral required

Typical applications:

- Suitable for lighting only
- Suitable for use in any area where control will help reduce energy usage

376A-3

- 3 core - Live, switch live and trigger required to connect to master
- No neutral required
- Any number of slaves can be used in circuit and can also replace intermediate switches

Typical applications:

- Can only be used with the master switch when multiple switches are required

Illuminated PIR Timer - Technical specification

Part No.	Type	Configuration	Finish	Rating	GID
370A-1***	Illuminated PIR Timer Master	3 Wire	White	16A-240V	7TCA299010R0020
376A-1***	Illuminated PIR Timer Master	2 Wire* (for lighting only)	White	16A-240V	7TCA299010R0037
376A-3	PIR Slave	3 Core**	White	16A-240V	7TCA299010R0040

*PFCC-1 Capacitor will often be required when switching certain types of load - see Section 3/15 for full details or contact Elkay Technical

Slaves must be used with illuminated range and connected with 3 Core cables to Master unit. *Slave unit required for multiway switching
See Technical Section 6/4 & 6/6 for wiring diagrams

Timers & switches

Ceiling Mount PIR



Ceiling Mount PIR
Occupancy Sensor

Ceiling Mount PIR Occupancy Sensor - Timers & switches

The Elkay Occupancy Sensor (Ceiling Mounted) is an energy saving device to switch loads only when there is presence or absence detected. This PIR timer unit has been specifically designed for ceiling mounting and includes spring fixing arms for quick and easy installation. This compact unit is one of the smallest most discrete units available and can be flush or surface mounted when used with a surface mounting box. It can also be mounted on BESA boxes.

This PIR is a time switch designed to sense moving infra red such as moving body heat, and activate a load or appliance for a specified time period. An internal light sensor in the switch will keep the load switched off when sufficient ambient light is available.

A red indicator LED signifies when timing has been retriggered and when the unit is in its final minute of countdown. Time control is adjustable from 2 minutes to 1 hour and the unit features a white and chrome bezel allowing easy access to timing, lux and sensitivity control without the need for removing from the ceiling.

Key Features

- 10A any load type (requires Capacitor PFCC-1 for all types of low wattage and LED loads)
- Sensitivity adjustment control
- Auto Lux and Manual Lux for extra daylight saving control
- 10 second test mode to speed up installation time
- Surface and flush mount option
- Time settings from 2 mins to 1 hour
- 360° detection
- 6 – 7 m detection range
- 3 wire (Live, switch live and neutral required)
- Can be interlinked with other 374B-1 PIR timers

Typical applications:

- Suitable for any load types such as lighting, heating, ventilation systems and contactor coils.
- Suitable for use in any area where control will help reduce energy usage

Ceiling Mount PIR Occupancy Sensor - Technical specification

Part No.	Type	Configuration	Finish	Rating	GID
374B-1	Ceiling Mount PIR Occupancy Sensor	3 Wire	White	10A-240V	7TCA299030R0007

*PFCC-1 Capacitor will often be required when switching certain types of load - see Section 3/15 for full details or contact Elkay Technical See Technical Section 6/3 for wiring diagrams

Timers & switches

Fireproof Ceiling Mount PIR



3

Fireproof Ceiling Mount PIR Occupancy Sensor

Fireproof Ceiling Mount PIR Occupancy Sensor - Timers & switches

This PIR timer unit has been specifically designed to meet the growing need from building control to maintain fireproof qualities in ceilings in public buildings and new build extensions. Its intelligent pre-wired design is particularly useful for ceilings where access above is limited or difficult. This compact unit is one pre-wired for your convenience and has intumescent seals designed to comply with domestic and commercial fire requirements from building control.

The PIR is a time switch designed to sense moving infra red such as moving body heat, and activate a load or appliance for a specified time period. An internal light sensor in the switch will keep the load switched off when sufficient ambient light is available.

A red indicator LED signifies when timing has been retriggered and when the unit is in its final minute of countdown. Time control is adjustable from 2 minutes to 1 hour and the unit features a white and chrome bezel allowing easy access to timing, lux and sensitivity control without the need for removing from the ceiling.

Key Features

- Fireproof Can with 60 minute fire protection
- 10A any load type (requires Capacitor PFCC-1 for all types of low wattage and LED loads)
- Sensitivity adjustment control
- Auto Lux and Manual Lux for extra daylight saving control
- 10 second test mode to speed up installation time
- Surface and flush mount option
- Time settings from 2 mins to 1 hour
- 360° detection
- 6 – 7 m detection range
- 3 wire (Live, switch live and neutral required)
- Pre wired for your convenience
- Can be interlinked with other 374B-1FPC PIR timers

Typical applications:

- Suitable for all load types such as lighting, heating, ventilation systems and contactor coils.
- Suitable for use in any area where control will help reduce energy usage
- Provides protection for 60 minutes in event of a fire and ideal for ceilings where access is limited, building control assess compliance and fireproofing must be maintained.

Fireproof Ceiling Mount PIR Occupancy Sensor - Technical specification

Part No.	Type	Configuration	Finish	Rating	GID
374B-1FPC	Fireproof Ceiling Mount PIR Occupancy Sensor	3 Wire	White	10A-240V	7TCA299010R0157

*PFCC-1 Capacitor will often be required when switching certain types of load - see Section 3/15 for full details or contact Elkay Technical See Technical Section 6/3 for wiring diagram and detection zones

Timers & switches

Microwave timer



Microwave Timer
Timers & switches

Microwave Timer - Timers & switches

The 380A-1 Microwave timer is a high performance presence detector with built in Lux level and sensitivity adjustment. The unit sends out a high frequency sound wave over a range of up to 30 metres and is switched ON by changes to the sound wave caused by movement within the detection zone. With no changes to the sound wave, the unit will switch OFF after the adjustable time period has elapsed.

The sensor has Lux level adjustment, measures the ambient light levels and prevents the lighting being switched ON when there is sufficient light in the room. It also has a sensitivity range adjustment pot.

Key Features

- 16A any load type (requires Capacitor PFCC-1 for all types of low wattage and LED loads)
- 3 wire (Live, switch live and neutral required)
- Wall mounted for best coverage but can be ceiling mounted if required
- Lux level/daylight adjustment
- Clip on front cover to conceal screws
- Sensitivity adjustment
- Option to retrofit into existing systems
- Time setting from 2 mins to 2 hours
- 15m to 30m detection range utilising an elliptical beam

Typical applications:

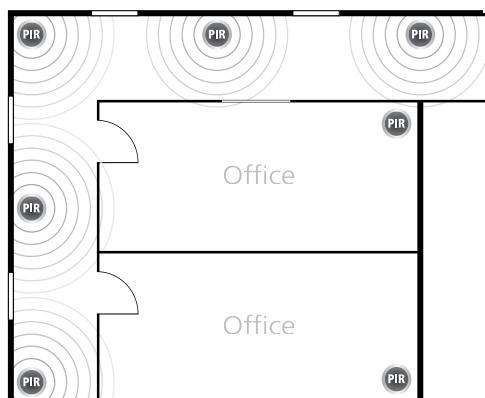
- Suitable for lighting, heating, ventilation systems and contactor coils
- Suitable for use in any area where control will help reduce energy usage

Microwave Timer - Technical specification

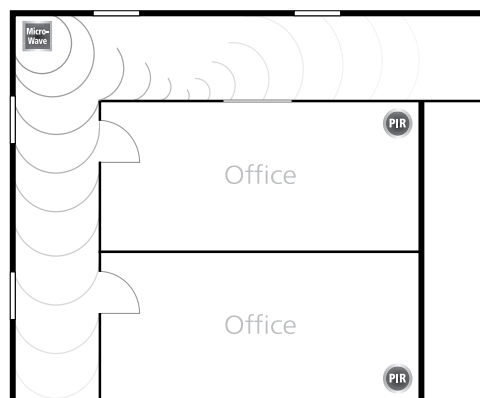
Part No.	Type	Configuration	Finish	Rating	GID
380A-1	Microwave Timer	3 Wire	White	16A-240V	7TCA299010R0042

*PFCC-1 Capacitor will often be required when switching certain types of load - see Section 3/15 for full details or contact Elkay Technical
See Technical Section 6/7 for wiring diagram

When using PIRs in long corridors or spaces, there is often a need to position them every 6 to 8 metres. This incurs additional cabling, labour and connection costs at install. Maintenance costs over time are also increased from a PPM perspective as there are more devices to check and maintain.



With the Elkay Microwave detector 380A-1 mounted on the wall only one device is needed to cover areas up to 30 metres with lateral cover provided for up to 8 metres which increases overall flexibility. Microwave Detectors reduce cabling, connection, labour and future PPM costs simply because fewer detectors are needed. They can be mounted from 1.2 to 2.5m in height and should be wall mounted for best effect. They can also be used in hi bay lamps that are PL types or hot re strike luminaires.



Timers & switches

Remote timer

3



Remote Timer
Timers & switches

Remote Timer - Timers & switches

This Remote timer is ideal for use with an Elkay slave switch and other retractable or momentary activated switches. It is also useful where the time adjustment is to be protected from end users making unauthorised timing alterations. This intelligent unit provides variable timing selection via-dip switch selection. The unit has a blank faceplate and is therefore tamper proof.

On installation the timing delay can be set for periods of between 2 minutes and 2 hours.

Key Features

- 16A any load type (requires Capacitor PFCC-1 for all types of low wattage and LED loads)
- For general purpose loads including resistive loads and incandescent / fluorescent lighting
- 3 wire (Live, switch live and neutral required)
- Can be interlinked with Elkay slaves, retractable or momentary switches
- Clip on front plate 8mm deep
- Fits into 25mm depth back boxes
- Time settings from 2 mins to 2 hours

Typical applications:

- The Remote Timer is designed for general purpose loads, which enables it to be used on a variety of applications from lighting through to heating and ventilation. As it can be connected to a wide variety of slave or momentary switches, it provides installers with a large choice of activating switch.

Remote timer - Technical specification

Part No.	Type	Configuration	Finish	Rating	GID
320A-1	Remote Timer	3 Wire	White	16A-240V	7TCA299010R0007


PFCC-1 Capacitor will often be required when switching certain types of load - see Section 3/15 for full details or contact Elkay Technical

**Slaves must be used with illuminated range and connected with 3 Core cables to Master unit.

See Technical Section 6/3 for wiring diagram

Timers & switches

Accessories



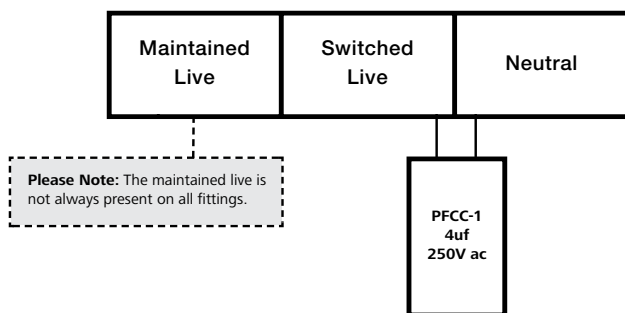
Capacitor

PFCC-1 Capacitor

The PFCC-1 Capacitor is designed to assist in switching low wattage and low voltage loads.

The Capacitor **MUST** be fitted with the following types of load:

- Low voltage
- Low wattage
- LED loads
- Contactors



Power factor correction capacitor - Technical specification

Part No.	Type	Configuration	Finish	Rating	GID
PFCC-1	Capacitor	4uf	White	250V ac	7TCA299010R0148

In addition all 2 wire switches without a neutral will need a capacitor in circuit
ITEM IS SOLD SEPARATELY



Wall Mount Box

Wall Mount Box and Spacer plate

Designed to fit between a switch or timer and the wall where standard 16mm cavity boxes have already been installed, saving installation time and not having to replace cavity back box with a 25mm deep box.

The Wall Mount Box is recommended for surface mounting of the Elkay range.

Wall mount box & wall spacer plate - Technical specification

Part No.	Type	Finish	GID
210A-1	Wall Mount Box	White	7TCA299010R0001
220A-1	Wall Spacer Plate	White	7TCA299010R0002



Wall Spacer Plate

Energy management

Outdoor timers & switches

Outdoor timers & switches

Introduction	4/3
Pushbutton Timer Master - 3 Wire	4/4
Pushbutton Slave - 3 Core	4/4
Standard Pushbutton Timer - 3 Wire	4/5
Standard Pushbutton Timer - 2 Wire	4/5
Touch Timer Master - 3 Wire	4/6
Touch Slave - 3 Core	4/6
PIR Timer Master - 3 Wire	4/7
PIR Slave - 3 Core	4/7



Outdoor timers & switches

Introduction

With Elkay, energy saving can now be extended to suit your outdoor requirements. With the brand new range of Outdoor Timers & Switches, ambient and security lighting and power applications can be timer controlled in outdoor environments including parking areas and gardens.

Designed to give an IP rating of **IP66**, the easy to fit products are supplied complete with an enclosure, mounting screws, nylon washers and screw cover seals and are suitable for use with IP rated SWA, M20 cable glands or ATS Flexible conduit systems.

Offering a choice of push button, touch and PIR giving functionality, style and durability to outdoor energy saving.



Outdoor timers & switches

Outdoor Illuminated Push Button timer



4

Outdoor Illuminated Push Button Timer

Outdoor Illuminated Push Button Timer - Outdoor timer & switches

The Outdoor Push Button Timer provides an electronic time delay switch for lighting and other power uses in outdoor environments. Ideal for use in driveways, gardens and patio areas. This easy to fit and highly cost effective unit offers energy saving functionality by turning lighting and outdoor appliances off to avoid unnecessary power usage.

Featuring a backlit blue neon indicator ring to aid location in the dark. The unit is supplied with a surface mounted back box with knockouts on five faces, nylon washers, mounting screws and screw cover seals. This master push button timer unit must be used with slave switches for multi-way applications.

Key Features

- 16A any load type
 - Time cancellation functions
 - Re-trigger function
 - Blue locator ring
 - One minute countdown LED indicator
 - Can be interlinked with any Elkay outdoor slave switches (Only one master per circuit)
 - Timer settings from 2 mins to 2 hours
 - Recommended connections are with IP rated Cable glands, IP rated SWA glands.
- It is advisable to use nylon sealing washers in connections to the box

550A-1

- 3 wire (Live, switch live and neutral required)

Typical applications:

- Commonly used for outdoor patio or infrared heaters and where there is a neutral to control all load types of lighting.

550A-3

- 2 wire (Live and switch live only)
- Intelligent power search function

Typical applications:

- Commonly used to control all types of lighting such as LEDs and incandescent/fluorescent lighting
- A 24 hour uninterrupted supply is required

550A-5

- 3 core - Live, switch live and trigger required (Switch live optional if blue ring indicator is not required)

Typical applications:

- Slaves must be used when more than one switch is required in circuit and must be wired in three core to an Elkay master timer from the illuminated range. Only one master per circuit.

Outdoor Illuminated Push Button timer - Technical specification

Part No.	Type	Configuration	Finish	Rating	GID
550A-1***	Outdoor Illuminated Push Button Timer Master	3 Wire	White	16A-240V	7TCA299010R0059
550A-3***	Outdoor Illuminated Push Button Timer Master	2 Wire* (for lighting only)	White	16A-240V	7TCA299010R0061
550A-5	Outdoor Illuminated Push Button Slave	3 Core**	White	16A-240V	7TCA299010R0063

*PFCC-1 Capacitor will often be required when switching certain types of load - see Section 3/15 for full details or contact Elkay Technical

Slaves must be used with illuminated range and connected with 3 Core cables to Master unit. *Slave unit required for multiway switching See Technical Section 6/4 & 6/6 for wiring diagrams

Outdoor timers & switches

Outdoor Standard Push Button timer



Outdoor Standard Push Button Timer
Outdoor timers & switches

Outdoor Standard Push Button Timer - Outdoor timers & switches

The Outdoor Push Button Timer provides an electronic time delay switch for lighting and other power uses in outdoor environments. Ideal for use in driveways, gardens and patio areas. This easy to fit and highly cost effective unit offers energy saving functionality by timing lighting and outdoor appliances off to avoid unnecessary power usage.

The unit is supplied with a surface mounted back box with knockouts on five faces, nylon washers, mounting screws and screw cover seals.

Key Features

- 10A any load type
- Time cancellation functions
- Re-trigger function
- Time setting from 2 mins to 1 hour
- Recommended connections with IP rated Cable glands, IP rated SWA glands. It is advisable to use nylon sealing washers in connections to the box.

550B-1

- 3 wire (Live, switch live and neutral required)
- Can be retrofitted into any type of wiring circuit with a neutral
- Can be interlinked with other 550B-1 time switches

Typical applications:

- The 550B-1 save energy by controlling the period of time the load is on and can be retrofitted into any type of circuit with a neutral. It can be interlinked in parallel to create multiple switching points to control lighting, electric pumps and other outdoor appliances such as outdoor patio or infrared heaters.

550B-3

- 2 wire (Live and switch live required)
- No neutral required
- Can be interlinked with other 550B-3 time switches
- A 24 hour uninterrupted supply is required

Typical applications:

- The 550B-3 save energy by controlling the period of time that lighting loads are on and can be retrofitted into any type of lighting circuit. It can be interlinked in parallel to create multiple switching points.

Outdoor Standard Push Button Timer - Technical specification

Part No.	Type	Configuration	Finish	Rating	GID
550B-1	Outdoor Standard Push Button Timer	3 Wire	White	10A-240V	7TCA299030R0019
550B-3	Outdoor Standard Push Button Timer	2 Wire* (for lighting only)	White	10A-240V	7TCA299030R0021

*PFCC-1 Capacitor will often be required when switching certain types of load - see Section 3/15 for full details or contact Elkay Technical See Technical Section 6/5 for wiring diagrams

Outdoor timers & switches

Outdoor Illuminated Touch timer



4

Outdoor Illuminated Touch Timer
Outdoor Timers & Switches

Outdoor Illuminated Touch Timer - Outdoor timers & switches

The Outdoor Illuminated Touch Timer offers superb functionality and energy saving features with a subtle touch activation for a wide range of outdoor use.

The unit when used in outdoor environments offers increased reliability as a non-mechanical electronic unit. Knockouts on five faces, nylon washers, mounting screws and seal screw covers. Variable timing selection and a backlit blue neon indicator ring are both part of this feature-packed device. It is also suitable for multi-way applications in slave switch options with the 2 wire and 3 wire master devices.

Key Features

- 16A any load type
- Time cancellation functions
- Re-trigger function
- Blue locator ring
- One minute countdown LED indicator
- Last minute indicator
- Can be interlinked with any Elkay outdoor slave switches switching (Only one master per circuit)
- Timer settings from 2 mins to 2 hours

560A-1

- 3 wire (Live, switch live and neutral required)

Typical applications:

- Commonly used for outdoor patio or infrared heaters and where there is a neutral, to control all load types of lighting.

560A-3

- 2 wire (Live and switch live required)
- A 24 hour uninterrupted supply is required.

Typical applications:

- Commonly used to control all types of lighting such as LEDs and incandescent/fluorescent lighting

560A-5

- 3 core - Live, switch live and trigger required

Typical applications:

- For general purpose loads including resistive loads and incandescent/fluorescent lighting
- Slaves must be used when more than one switch is required in circuit and must be wired in three core to an Elkay master timer from the illuminated range. Only one master per circuit. All other switches must be slaves.

Outdoor Illuminated PIR Timer - Technical specification

Part No.	Type	Configuration	Finish	Rating	GID
560A-1***	Outdoor Illuminated Touch Timer Master	3 Wire	White	16A-240V	7TCA299010R0065
560A-3***	Outdoor Illuminated Touch Timer Master	2 Wire* (for lighting only)	White	16A-240V	7TCA299010R0068
560A-5	Outdoor Illuminated Touch Slave Switch	3 Core**	White	16A-240V	7TCA299010R0070

*PFCC-1 Capacitor will often be required when switching certain types of load - see Section 3/15 for full details or contact Elkay Technical

Slaves must be used with illuminated range and connected with 3 Core cables to Master unit. *Slave unit required for multiway switching See Technical Section 6/4 & 6/6 for wiring diagrams

Outdoor timers & switches

PIR timer



PIR Timer
Outdoor timers & switches

Outdoor Illuminated PIR Timer - Outdoor timers & switches

The Outdoor Illuminated PIR Timer is a fully automatic device which controls various power loads through the detection of moving body heat. If body heat is no longer detected, the time period will elapse and the load will be switched off.

An internal light sensor will keep the load switched off when sufficient ambient light is available, further increasing the energy saving potential of the PIR Timer. The unit also has an override switch. This IP66 rated intelligent unit, provides variable timing selection and incorporates an override facility. These intelligent units have the ability to latch back on to the mains power supply and reset in the event of a power cut.

Key Features

- 16A any load type
- Blue locator ring
- Manual override of the Lux Level setting
- Override OFF capability
- Can be interlinked with any Elkay slave switches (Only one master per circuit)
- 360° detection utilising an elliptical beam
- 5 - 7 m detection range
- Timer settings from 2 mins to 2 hours
- Timings start from last detection

570A-1

- 3 wire (Live, switch live and neutral required)

Typical applications:

- Commonly used for lighting where there is a neutral, to control all load types such as fluorescent, resistive and LED loads

570A-3

- 3 wire (Live, switch live and neutral required)

Typical applications:

- Commonly used to control all types of lighting such as LEDs and incandescent/fluorescent lighting

570A-5

- 3 core (Live, switch live and trigger required to connect to master Unit)
- Can be interlinked with any Elkay slave switches (Only one master per circuit)

Typical applications:

- Slaves must be used when more than one switch is required in circuit and must be wired in three core to an Elkay master timer from the illuminated range. Only one master per circuit. All other switches must be slaves.

Passive infra red (PIR) timer switch - Technical specification

Part No.	Type	Configuration	Finish	Rating	GID
570A-1***	PIR Timer Master	3 Wire	White	16A-240V	7TCA299010R0072
570A-3***	PIR Timer Master	2 Wire* (for lighting only)	White	16A-240V	7TCA299010R0075
570A-5	PIR Slave	3 Core	White	16A-240V	7TCA299010R0078

*PFCC-1 Capacitor will often be required when switching certain types of load - see Section 3/15 for full details or contact Elkay Technical. **Slaves must be used with illuminated range and connected with 3 Core cables to Master unit.

***Slave unit required for multiway switching See Technical Section 6/4 & 6/6 for wiring diagrams

Introduction

What is DALI?	5/3
The easyDALi System	5/4

The easyDALi range

easyDALi PIR	5/6
easyDALi Remote control	5/7
easyDALi Multi-Purpose box	5/8
Product specification and data	5/9



What is DALI?

DALI (Digital Addressable Lighting Interface) is a data protocol and transport mechanism that was jointly developed and specified by several manufacturers of lighting equipment.

It is essentially a network connected by a pair of cables and powered by a power supply. The common platform of DALI enables equipment from different manufacturers to be connected together.

Elkay's easyDALi is designed to work with all DALI compliant equipment displaying the DALI logo*



DALI ballasts have two addresses:

Short address - This is a 6 bit number, which allows a maximum of 64 devices on a DALI network. Each DALI device must have a unique address, which is frequently used for normal control of the DALI system.

Long Address - this is a 24 bit value that is primarily used for commissioning of the ballast.


Maximum number of devices	64
Number of Groups	16 (15 + 1)**
Data Cable	2 wires
Data Rate (bps)	1200bps
Network Power Supply	18V DC 250mA

Put simply, DALI (digital addressable lighting interface) is a two-way communication system that brings digital technology to lighting. An international standard for communication, DALI defines the commands that ballasts need to recognize in order to be considered DALI ballasts. The system allows individual ballasts to “talk” to the user and allows the user to “talk” back via DALI controllers.



* Only products that display the DALI logo are truly DALI compliant.

** One group is dedicated to broadcast mode



Elkay

The easyDALi System

Elkay's easyDALi solution has been designed to make installation and set-up of an intelligent lighting control system simple, easy and accessible. Through its ease of installation and commissioning, the need for expensive commissioning is removed, reducing project costs and other potential overheads.

Lighting use currently accounts for nearly 20% of the electricity generated in the UK. Lighting controls particularly in commercial buildings, can form a key aspect in the drive to reduce energy consumption and carbon emissions, whilst reducing energy spend.

5

With the increasing energy saving requirements to cut emissions and energy bills for consumers and businesses alike, Elkay's easyDALi system is here to meet these demands.

Elkay have achieved this by making the first range of sensors that can automatically configure DALI lighting ballasts, as well as the more commonly used broadcast mode. The system provides presence and absence detection and delivers daylight harvesting to ensure maximum energy efficiency. The Elkay easyDALi PIR is a **presence**, **absence** and **daylight harvesting** sensor all rolled into one.

In a brand new 'out of the box' installation of new DALI luminaires and with a new Elkay easyDALi PIR, you can simply wire the lighting, the power supply and the PIR together with the multi-purpose box and simply accept the default settings of...

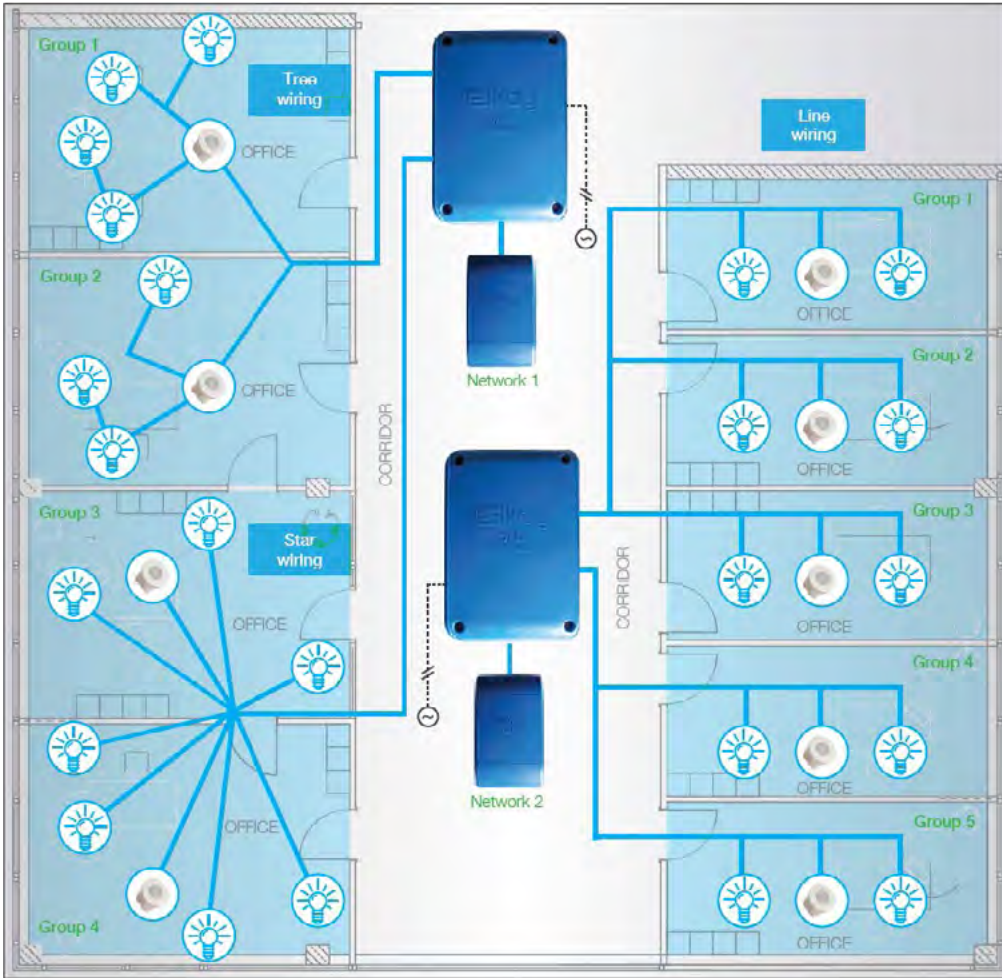
- Broadcast mode
- Timing
- Daylight Harvesting

...and the PIR with just a few pushes of the remote control will find and address all luminaires control gear on the network and the installation is complete.

With just a few more button selections on the PIR and the remote controller, the product can easily set up groups and scenes as well as corridor modes, additional timing modes and the PIR will also automatically daylight harvest to maximise energy savings.

For facility managers and commercial premises owners, Elkay's easyDALi system now provides inexpensive control from the beginning and flexible management of the lighting plan, without the expense of commissioning and servicing engineers, at the start and during the lifetime of the installation.





With its simple installation and integration, Elkey's easyDALi range of sensors can automatically detect DALI lighting ballasts, provide presence and absence detection and deliver daylight harvesting to ensure maximum energy efficiency.

A DALI lighting control system can be used to cover a small area of luminaires or can be connected to other DALI devices to create a much larger system. Elkey's easyDALi system can be used to configure up to 64 ballasts or used as part of a much wider overall lighting strategy, connecting many hundreds of separate DALI networks on different floors of a building for example, forming them into a coherent building lighting control system.

Programming is simple for both the installer or systems integrator. The easyDALi system has default settings for broadcast mode, timing and daylight harvesting and a handheld remote control, with only one remote required to operate and programme the system, making it easier for end users to configure lighting that covers both personal preference while being energy efficient.

The remote can also be used by the installer or systems integrator to program the system, with specific installer modes for the discovery of ballasts, programming of luminaires and room timing options for example.

What can you do with the system?

- Fit into New DALI networks
- Join existing groups in a network
- Use broadcast mode to control everything in the network and will control even brand new non-configured luminaires.
- Set up brand new luminaires with groups.
- Replace existing DALI PIRs even if manufactured by a competitor provided the group number is known.

Elkey's easyDALi solution has been designed to make installation and set-up of an intelligent lighting control system simple, easy and accessible.

Elkay easyDALi range

easyDALi PIR

The ceiling mounted Elkay easyDALi PIR has full DALI flexibility and is the intelligent sensor element of the Elkay easyDALi system, automatically addressing the lighting ballasts without the need for expensive controllers.

The ceiling mounted Elkay easyDALi PIR has full DALI flexibility and is the intelligent sensor element of the Elkay easyDALi system, automatically addressing the lighting ballasts without the need for expensive programming controllers.

The PIR is switched on by the detection of moving body heat within a specified range. When this moving body heat is no longer detected the unit will dim down the luminaires and eventually switch off. It will also automatically harvest available daylight to maximise energy savings.

With the dual purpose remote control it is possible to set dimming time delays and Room and Corridor options. There are also helpful coloured feedback LEDs to make programming easier.

Key Features

- Presence and absence detection
- Automatic daylight harvesting
- Settable time modes including 4 room options and 4 corridor options
- Basic Luminaire set up without commissioning tools
- Broadcast and group functions
- Manual Lux Level and sensitivity control
- Walk Test mode
- 360° Detection
- 6-7m detection range
- Coloured feedback LEDs
- Can control LED and fluorescent DALI luminaires
- Lifetime adjustment with dual purpose remote control

Typical applications:

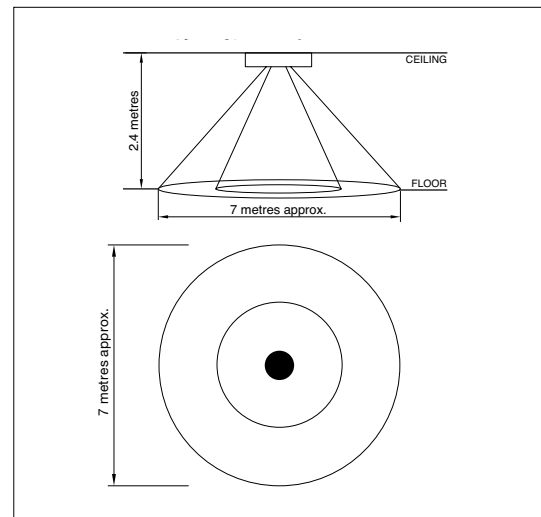
- Suitable for commercial and institutional DALI lighting applications

easyDALi Ceiling mount PIR - Technical specification

Part No.	Type	Finish	GID
374-CMPIRDALI	easyDALi PIR	White	7TCA299030R0032



Ceiling mount PIR sensor detection diagram



Elkay easyDALi range easyDALi Remote Control

The Elkay easyDALi remote control is an ergonomic hand held device to program and adjust sensors in the Elkay easyDALi range.

Consisting of eight soft touch buttons to control the Elkay easyDALi PIR, It can program basic installation and commissioning functionality. It also has a hidden button that changes the remote control from user mode to Installer Mode

Key Features

- Dual purpose DALI Remote Control
- For use with Elkay easyDALi system
- User mode for day to day control
- Override on/off
- Illumination adjustment
- Scene selection
- Fixed illumination settings
- Reset to daylight harvesting
- 25% brightness level
- 50% brightness level
- 100% brightness level
- Installer configuration tools

Typical applications:

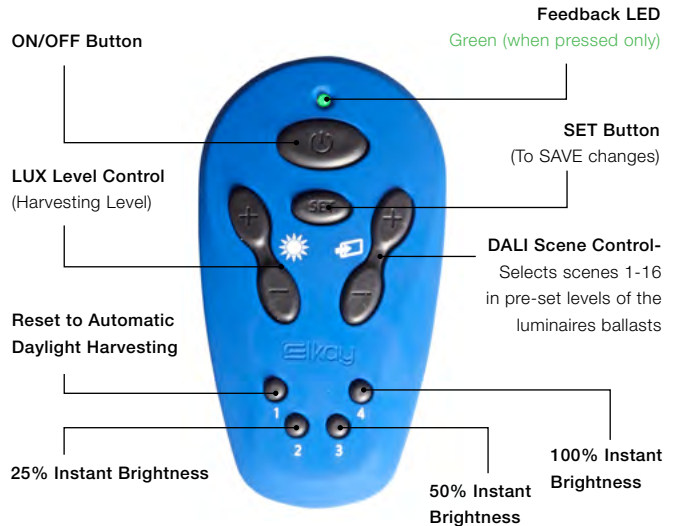
- For use with Elkay easyDALi system
- Suitable for lighting commercial and institutional applications

Elkay have made DALI much simpler by having a 'ONE for all' remote control that programs sensors, that can be left with an end-user to personalise the lighting in their own space.

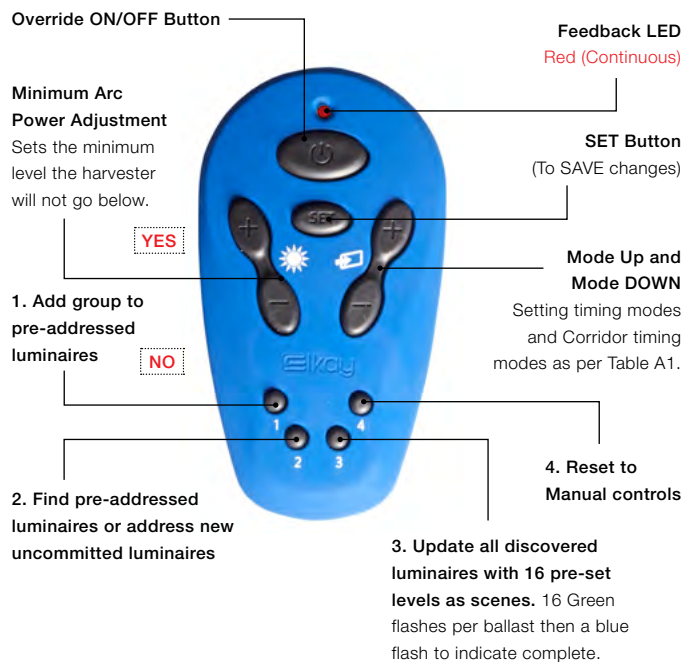
easyDALi Remote Control - Technical specification

Part No.	Type	Finish	GID
374-DREM	DALI Remote Controller	Blue	7TCA299030R0034

User Modes



Installer Modes



Elkay easyDALi range easyDALi Multi-Purpose Box

The Multi-Purpose box gives installers maximum flexibility and true freedom in building a DALI system by allowing them to use their OWN cable choice without needing expensive connectors.

The multi-purpose box allows the installer to either use it to connect up multiple strings of DALI PIRS OR allows them to connect up to 10A of lighting loads or use it for both.

5

Key Features

- DALI Multi-Purpose Box for maximum connection flexibility
- Connects up multiple strings of DALI PIRS and lighting
- Maximum 10A rating per box
- 8 Multiple connections per box
- Connects power supply for Elkay easyDALi network
- Can control LED and fluorescent DALI luminaires

Typical applications:

- For use with Elkay easyDALi system
- Suitable for lighting commercial and institutional applications

easyDALi Multi-Purpose Box - Technical specification

Part No.	Type	Finish	GID
374-DMBOX	DALI Multi-Purpose Box	Blue	7TCA299030R0033



Product Information easyDALi Power Supply Unit

Essential to power the network of easyDALi PIR sensors and DALI luminaire ballasts connected into the system.

Key Features

- For use with Elkay easyDALi system
- Powers DALI network of PIRS and lighting ballasts
- Thermal and overload protection
- Connected to multi-purpose connection box
- 18V d.c. 250mA

Typical applications:

- For use with Elkay easyDALi system
- Suitable for lighting commercial and institutional applications

easyDALi Power Supply Unit - Technical specification

Part No.	Type	Finish	GID
374-PSU	DALI Power Supply Unit	Blue	7TCA299030R0035







Elkay easyDALi range

Product specification and data

TABLE 1

The Elkay easyDALi PIR needs only four elements to build a system

	Elkay easyDALi PIR	Elkay easyDALi Dual Purpose Remote Control	Elkay easyDALi Power Supply	Elkay easyDALi multi-purpose box
Image				
Part No.	374-CMPIRDALI	374-DREM	374-PSU	374-DMBOX
GID Code	7TCA299030R0032	7TCA299030R0034	7TCA299030R0035	7TCA299030R0033
Features	<ul style="list-style-type: none"> - Presence and Absence Detection - Automatic Daylight Harvesting - Settable Time Modes including 4 Room Options and 4 Corridor Options - Basic Luminaire set up without commissioning tools - Broadcast and Group Functions - Manual Lux Level and Sensitivity Control - Walk Test - 360° Detection - 6-7m detection range - Coloured Feedback LEDs - Can control LED and fluorescent DALI luminaires 	<ul style="list-style-type: none"> - Dual Purpose control options for End user and Installers - Sets all non-default functions - Sets Timing Room Modes and Corridor Modes - Sets Min Arc Levels - 25%, 50% and 100% brightness pre sets - Override Functions - Remote Lux Control - Remote Feedback LEDs - 3 x AAA Batteries supplied 	<ul style="list-style-type: none"> - For use with Elkay easyDALi system - Powers DALI network of PIRS and lighting ballasts - Thermal and overload protection - Connected to multipurpose connection box - 18V d.c. 250mA 	<ul style="list-style-type: none"> - Maximum 10A rating per box - 8 Multiple connections per box - Connects power supply for Elkay easyDALi network - Can control LED and fluorescent DALI luminaires

Energy management

Technical section. Wiring & Connection Diagrams

Wiring diagrams

Columbus® Timer	6/2
Columbus® Electronic Timer	6/2
Ceilingmount PIR	6/3
Remote Timer	6/3
Illuminated PIR Timer - 2 Wire	6/4
Illuminated PIR Timer - 3 Wire	6/4
Illuminated Pushbutton / Touch Timer - 2 Wire	6/4
Illuminated Pushbutton / Touch Timer - 3 Wire	6/4
Standard Pushbutton / PIR Timer - 2 Wire (for lighting only)	6/5
Standard Pushbutton / PIR Timer - 3 Wire (for all load types)	6/5
Two Wire Master with Pushbutton, Touch or PIR Slave - 2 Wire	6/6
Three Wire Master with Pushbutton, Touch or PIR Slave - 3 Wire	6/6
Multiple Slave Fitting - Illuminated Timers	6/6
Microwave Timer	5/7

Timing diagrams

Microwave Timer	6/8
Ceilingmount PIR and Fireproof Ceilingmount PIR 374B-1, 374B-1FPC	6/8
Dipswitches for 3 Wire Units (except 374B-1 & 374B-1FPC)	6/9
Dipswitches for all 2 Wire Units	6/9

Personalised wiring diagrams can be provided by Elkay Technical by calling 01675 468200

Technical section

Wiring diagrams

Columbus® Pneumatic Timer

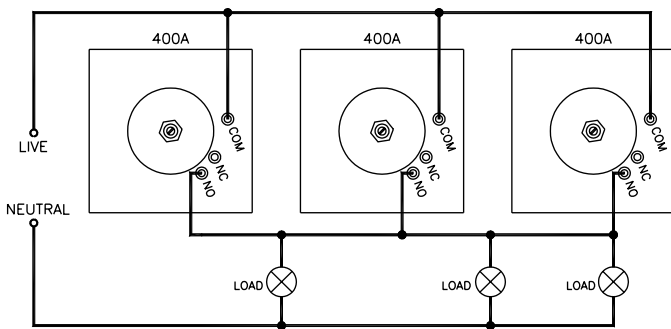
Columbus® Pneumatic Timer fitting

400A Single contact push button timer
 400A-3 Double contact push button timer

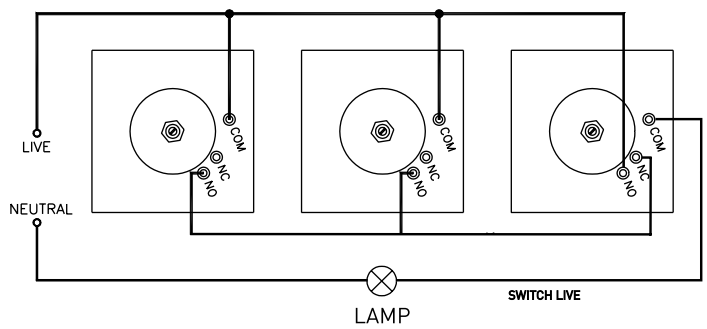
Rating at 240V a.c.

- Incandescent 6A
- Resistive 6A
- Time Delay 5sec - 5min
- Compact Fluorescent 3A
(max 6 Fittings)
- Fluorescent 3A
(max 6 Fittings)

Typical Circuit for Corridor Lighting
 (i.e. Lights will stay on until last timer goes off)



Typical Circuit for Staircase Lighting where the Live and Switch Live are at different positions



6

Columbus® Electronic Timer

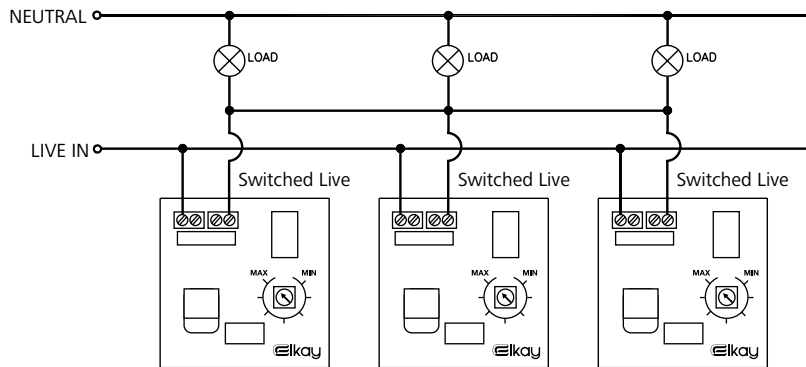
Columbus® Electronic Timer fitting

400E

Rating at 240V a.c.

- 2A All load types
- Time delay 20sec - 25min

Typical Circuit for Corridor Lighting
 (i.e. Lights will stay on until last timer goes off)



NOTE: Capacitor will be required when switching compact fluorescent or very low power lighting. For example: 2D fittings, energy saving lamps, LEDs or any low power consuming loads and must be used across contactors.

IMPORTANT NOTICE: All wiring should be carried out by a competent person or a qualified Electrician in accordance with the current IET Wiring Regulations. If you believe the unit is faulty call Elkay technical on 01675 468200 or return to place of purchase.

Technical section

Wiring diagrams

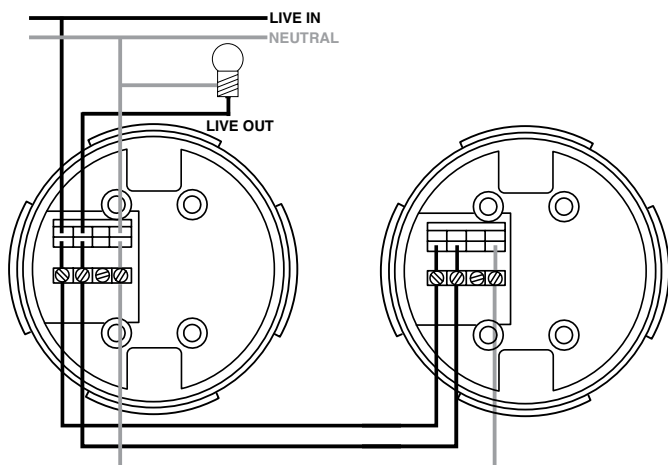
Ceilingmount PIR

Ceilingmount PIR Fitting - Three Wire*

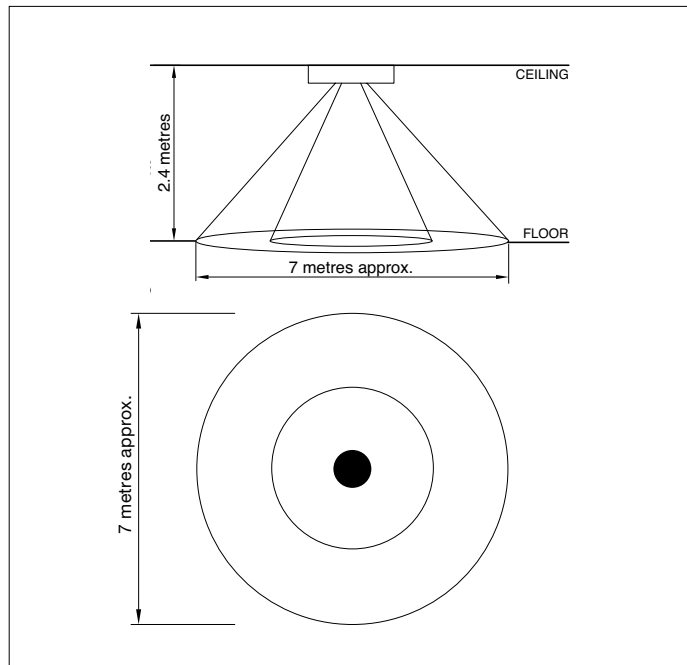
374B-1, 374B-1FPC

Rating at 240V a.c.

- 10A
- Time Delay 2min - 1h



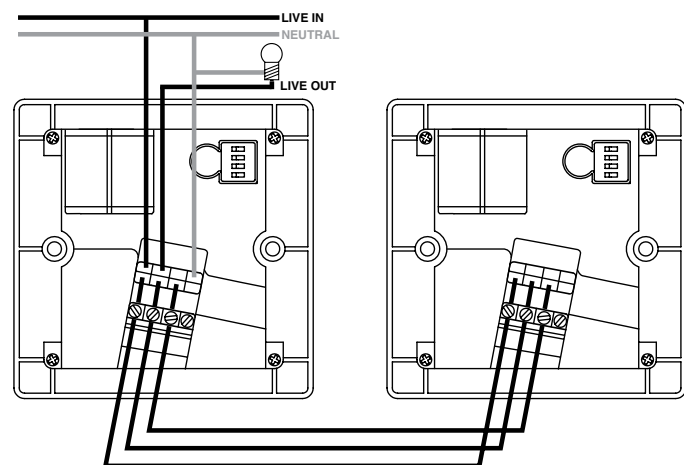
Ceilingmount PIR sensor detection diagram



Remote Timer

Remote Timer Fitting / Slave Fitting - Three Wire

320A-1



REMOTE TIMER 320A-1

SLAVE OR MOMENTARY

Rating at 240V a.c.

- All load types 16A
- Time Delay 2min - 2h
- Slave options (350A-3, 360A-3, 376A-3)
- Momentary switches can also be used with Remote Timer

NOTE: Can also be used with momentary switches. Contact Elkay technical for details 01675 468200.

*See Section 6/9 for 3 Wire dipswitches

IMPORTANT NOTICE: All wiring should be carried out by a competent person or a qualified Electrician in accordance with the current IET Wiring Regulations. If you believe the unit is faulty call Elkay technical on 01675 468200 or return to place of purchase.

Technical section

Wiring diagrams

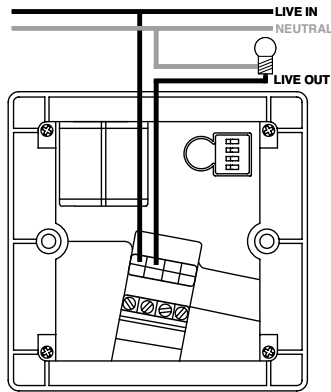
Illuminated PIR Timer - 2 Wire

PIR Timer fitting - 2 Wire*

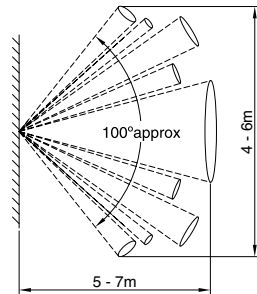
376A-1, 570A-3

Rating at 240V a.c.

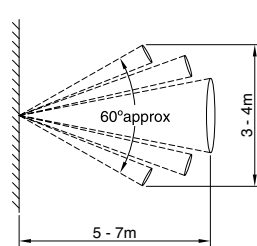
- 16A
- Time Delay 2min - 2h



Plan View



Side View



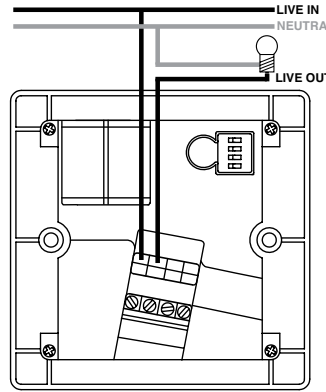
Illuminated Push Button / Touch Timer - 2 Wire

Push Button / Touch Timer fitting (illuminated) - 2 Wire*

350A-1, 360A-1, 550A-3, 560A-3

Rating at 240V a.c.

- 16A
- Time Delay 2min - 2h



Power Factor Correction Capacitor (PFCC-1)

When using 2 wire units with compact fluorescent or very low power lighting a power factor correction capacitor of 4 microfarads will often be required.

6

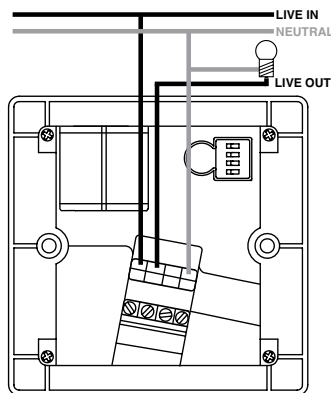
Illuminated PIR Timer - 3 Wire

PIR Timer fitting - 3 Wire**

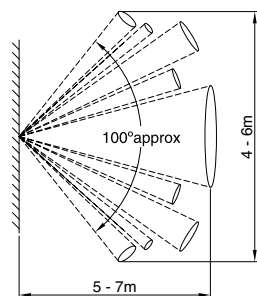
370A-1, 570A-1

Rating at 240V a.c.

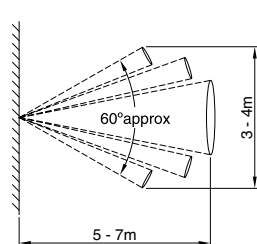
- 16A
- Time Delay 2min - 2h



Plan View



Side View



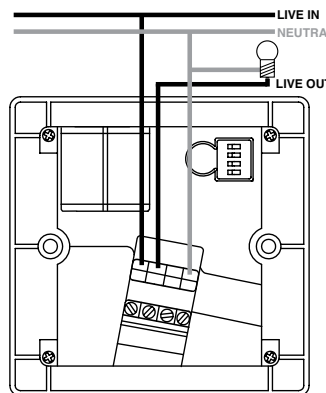
Illuminated Push Button / Touch Timer - 3 Wire

Push Button / Touch Timer fitting (illuminated) - 3 Wire**

3875A-1, 2235A-1, 550A-1, 560A-1

Rating at 240V a.c.

- 16A
- Time Delay 2min - 2h



NOTE: Capacitor will be required when switching compact fluorescent or very low power lighting. For example: 2D fittings, energy saving lamps, LEDs or any low power consuming loads and must be used across contactors.

*See Section 6/9 for 2 Wire dipswitches **See Section 6/9 for 3 Wire dipswitches

IMPORTANT NOTICE: All wiring should be carried out by a competent person or a qualified Electrician in accordance with the current IET Wiring Regulations. If you believe the unit is faulty call Elkay technical on 01675 468200 or return to place of purchase.

Technical section

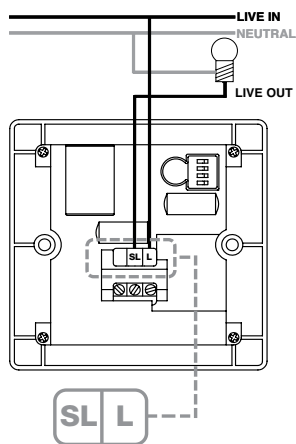
Wiring diagrams

Standard Push Button / PIR Timer - 2 Wire (for lighting only)

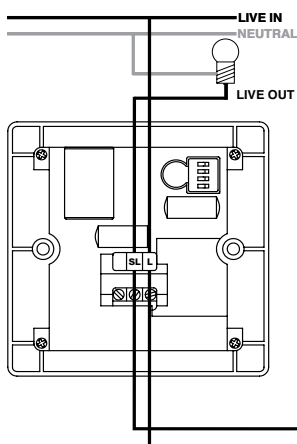
Standard Push Button / Standard PIR Timer fitting - 2 Wire (for lighting only)*
350B-1, 376B-1, 550B-3

Rating at 240V a.c.

- 10A
- Time Delay 2min - 1h

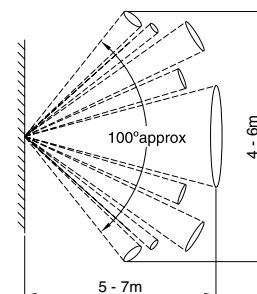


Single Switching

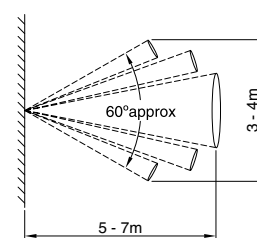


Multiple Switching

Plan View



Side View



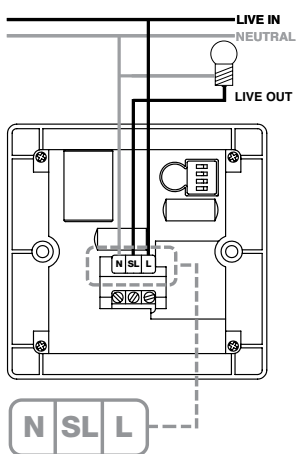
NOTE: 2 Wire devices not to be used with contactors. Capacitor will often be required when switching compact fluorescent or very low power lighting. For example: 2D fittings, energy saving lamps, LEDs or any low power consuming loads.

Standard Push Button / PIR Timer - 3 Wire (for all load types)

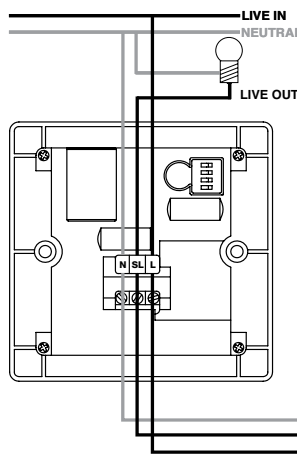
Standard Push Button / Standard PIR Timer fitting - 3 Wire**
3875B-1, 370B-1, 550B-1

Rating at 240V a.c.

- 10A
- Time Delay 2min - 1h

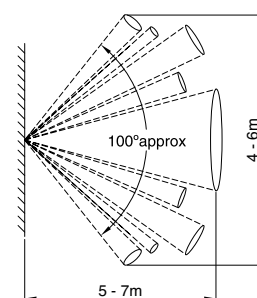


Single Switching

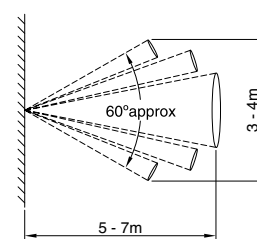


Multiple Switching

Plan View



Side View



NOTE: Capacitor will be required when switching compact fluorescent or very low power lighting. For example: 2D fittings, energy saving lamps, LEDs or any low power consuming loads and must be used across contactors.

*See Section 6/9 for 2 Wire dipswitches **See Section 6/9 for 3 Wire dipswitches

IMPORTANT NOTICE: All wiring should be carried out by a competent person or a qualified Electrician in accordance with the current IET Wiring Regulations. If you believe the unit is faulty call Elkay technical on 01675 468200 or return to place of purchase.

Technical section

Wiring diagrams

Two Wire Master with Pushbutton, Touch or PIR Slave

Pushbutton Slave / Touch Slave / PIR Slave fitting (illuminated)

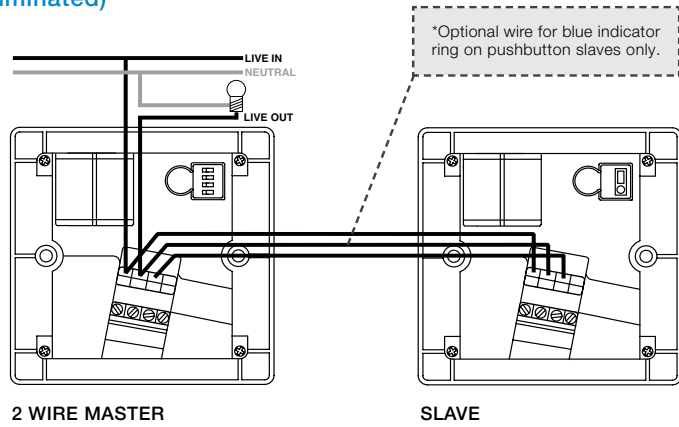
3 Core connection to Master

SLAVE PART NUMBERS: 350A-3, 360A-3, 376A-3, 550A-5, 560A-5, 570A-5

Rating at 240V a.c.

Masters & Slaves - 2 Wire

Masters	Slaves
350A-1	350A-3
360A-1	360A-3
376A-1	376A-3
550A-3	550A-5
560A-3	560A-5
570A-3	570A-5



Three Wire Master with Pushbutton, Touch or PIR Slave

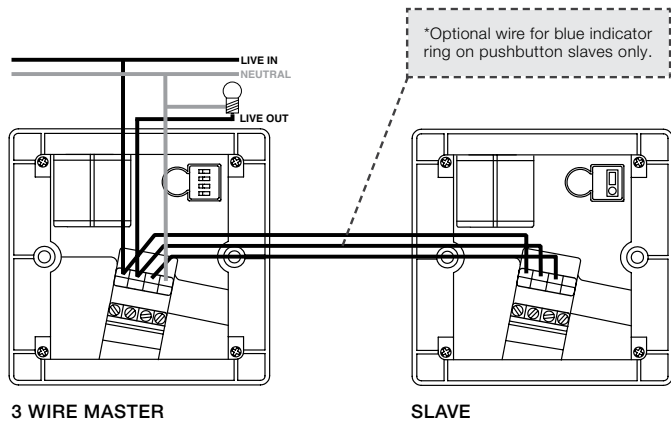
Pushbutton Slave / Touch Slave / PIR Slave fitting (illuminated) - 3 Core

SLAVE PART NUMBERS: 350A-3, 360A-3, 376A-3, 550A-5, 560A-5, 570A-5

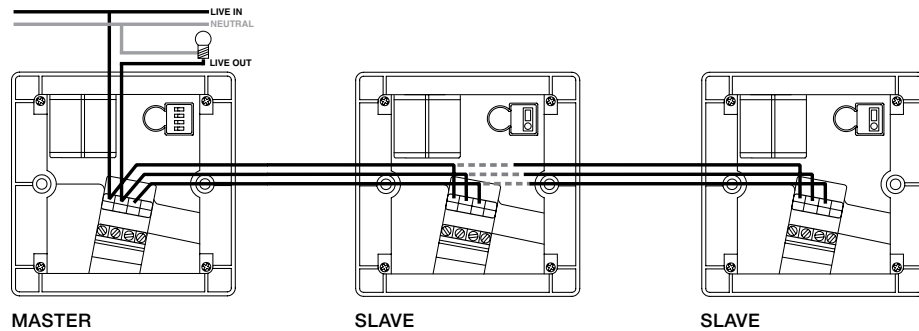
Rating at 240V a.c.

Masters & Slaves - 3 Wire

Masters	Slaves
3875A-1	350A-3
2235A-1	360A-3
370A-1	376A-3
550A-1	550A-5
560A-1	560A-5
570A-1	570A-5
320A-1	Any Slave above
520A-1	Any Slave above



Multiple Slave Fitting - Illuminated Timers



IMPORTANT NOTICE: All wiring should be carried out by a competent person or a qualified Electrician in accordance with the current IET Wiring Regulations. If you believe the unit is faulty call Elkay technical on 01675 468200 or return to place of purchase.

Technical section

Wiring diagrams

Microwave Timer

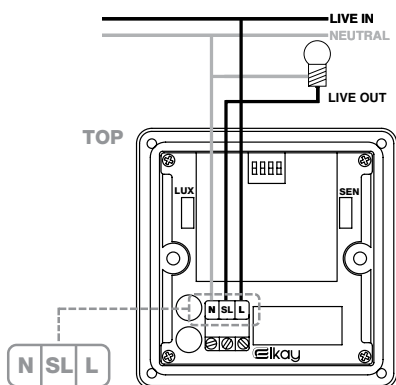
Microwave Timer fitting - 3 Wire*

380A-1

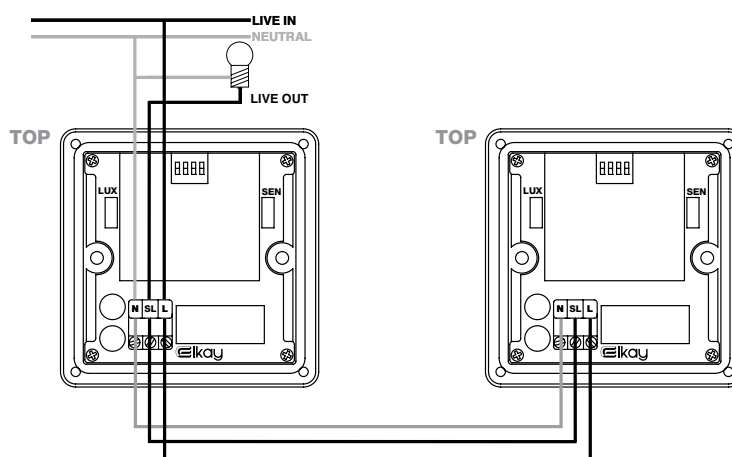
Rating at 240V a.c.

- 16A
- Time Delay 2min - 2hrs

Wiring diagram for a 3 Wire Microwave unit



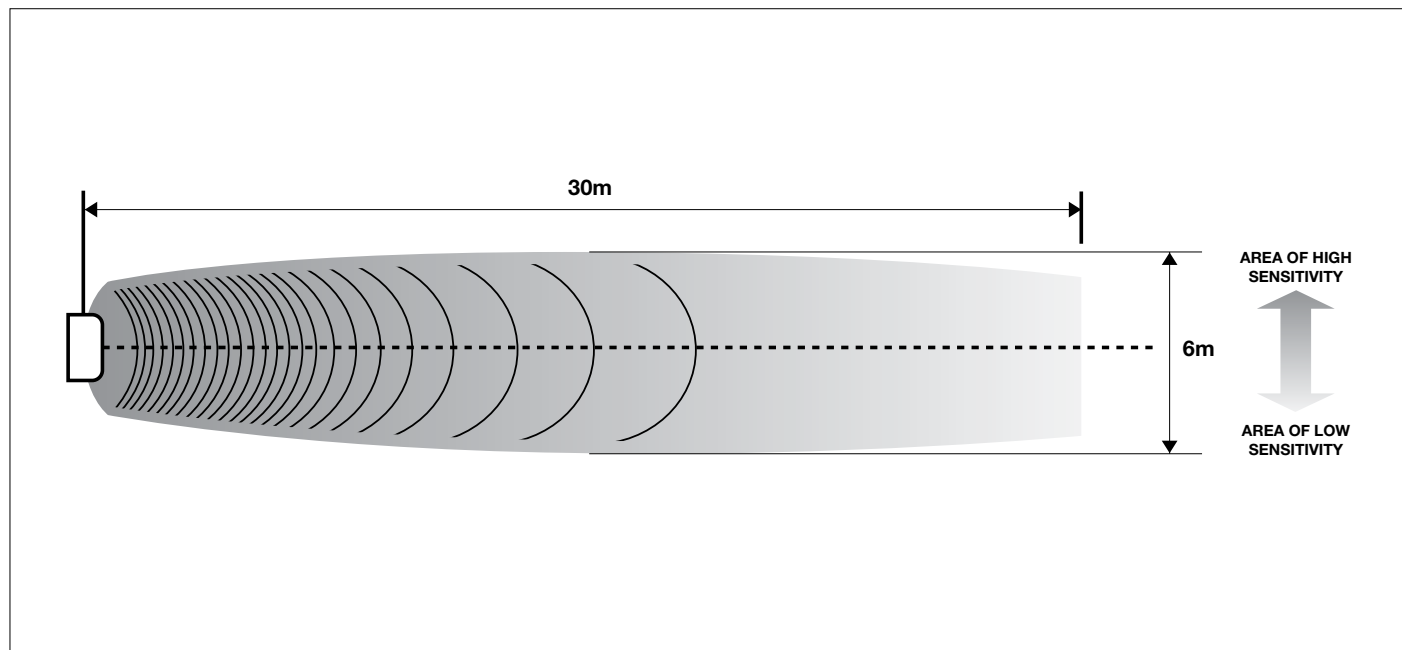
Wiring diagram for additional Microwave units



Power Factor Correction Capacitor (PFCC-1)

When using 2 wire units with compact fluorescent or very low power lighting a power factor correction capacitor of 4 microfarads will often be required.

Plan view of Microwave pattern



*See Section 6/8 for 3 Wire dipswitches

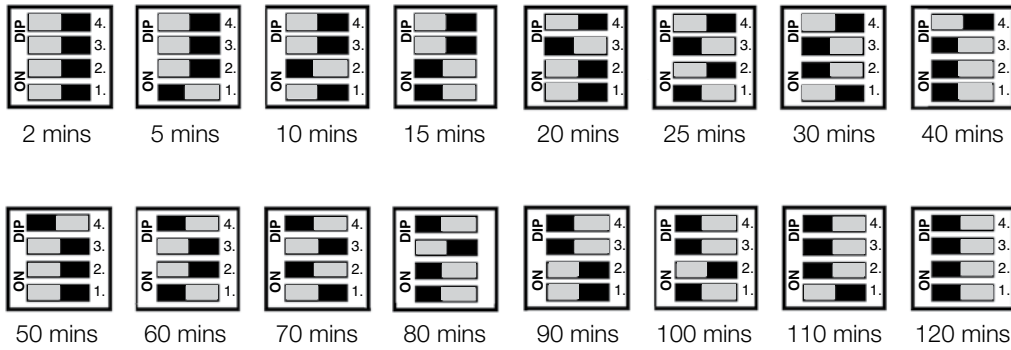
IMPORTANT NOTICE: All wiring should be carried out by a competent person or a qualified Electrician in accordance with the current IET Wiring Regulations. If you believe the unit is faulty call Elkay technical on 01675 468200 or return to place of purchase.

Technical section

Timing diagrams

Dipswitches for Microwave Timer - 380A-1

Please note that the **black bar** denotes the position of the dip switch:



6

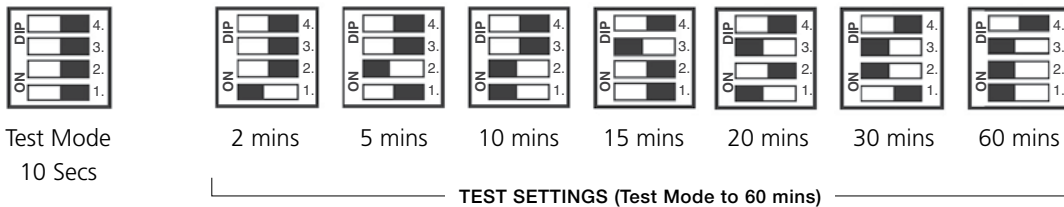
Dipswitches for Ceilingmount PIR & Fireproof Ceilingmount PIR - 374B-1, 374B-1FPC

Please note that the **black bar** denotes the position of the dip switch:



Auto Lux Manual Lux

Dip switch 4 is only used for Setting Automatic (150 Lux) or Manual Lux ONLY.



IMPORTANT NOTICE: All wiring should be carried out by a competent person or a qualified Electrician in accordance with the current IET Wiring Regulations. If you believe the unit is faulty call Elkay technical on 01675 468200 or return to place of purchase.

Technical section

Timing diagrams

Dipswitches for 3 Wire Illuminated Switches & Wall sensors (except 374B-1, 374B-1FPC)

Please note that the **black bar** denotes the position of the dip switch:

ILLUMINATED 3 WIRE
 3875A-1
 2235A-1
 320A-1
 370A-1
 550A-1
 560A-1
 570A-1

2 mins 5 mins 10 mins 15 mins 20 mins 25 mins 30 mins 40 mins

50 mins 60 mins 70 mins 80 mins 90 mins 100 mins 110 mins 120 mins

Dipswitches for 2 Wire Illuminated Switches & Wall Sensors

Please note that the **black bar** denotes the position of the dip switch:

ILLUMINATED MASTER TIMER
 350A-1
 360A-1
 376A-1
 550A-3
 560A-3
 570A-3

2 mins 5 mins 10 mins 20 mins 40 mins 60 mins 90 mins 120 mins

IMPORTANT NOTICE: All wiring should be carried out by a competent person or a qualified Electrician in accordance with the current IET Wiring Regulations. If you believe the unit is faulty call Elkay technical on 01675 468200 or return to place of purchase.

Contact us

ABB Ltd

Electrification Products

Tower Court

Courtaulds Way

Foleshill Enterprise Park

Coventry

West Midlands

CV6 5NX

Sales Tel: +44 (0) 333 999 9900

Sales Fax: +44 (0) 333 999 9901

E-Mail: lv.enquiries@gb.abb.com

www.abb.com

www.elkay.co.uk

Note: We reserve the right to make technical changes or modify the contents of this document without prior notice. With regard to purchase orders and/all contracts, the agreed particulars shall prevail. ABB does not accept any responsibility whatsoever for potential errors or possible lack of information in this document.

We reserve all rights in this document and in the subject matter and illustrations contained therein. Any reproduction, disclosure to third parties or utilization of its contents – in whole or in parts – is forbidden without prior written consent of ABB.

© Copyright 2014, 2016 ABB.

All rights reserved

X-ON Electronics

Largest Supplier of Electrical and Electronic Components

Click to view similar products for [Elkay](#) manufacturer:

Other Similar products are found below :

[PFCC-1](#) [550B-1](#) [AQUASAFE](#) [2001/3/CG/3](#) [400A](#) [041852X](#) [041854F](#) [041874R](#) [1278](#) [1275](#) [1276-18](#) [2001/4/CG/4](#)