

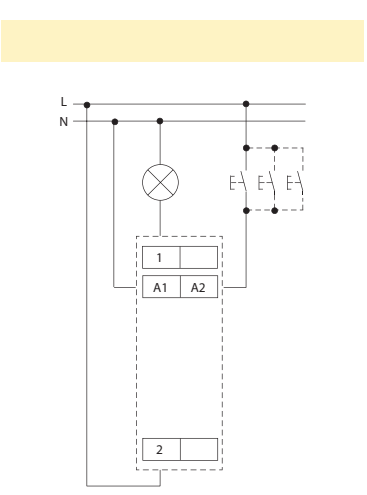
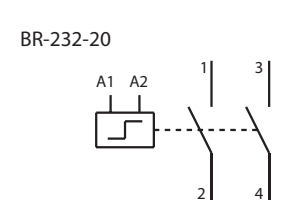
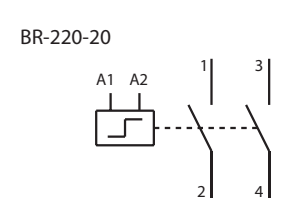
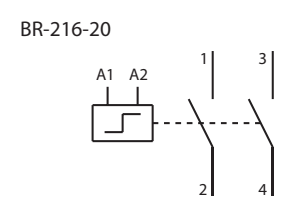
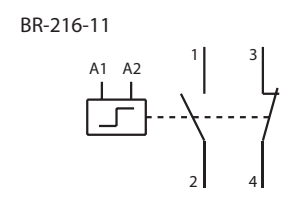
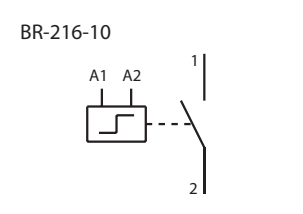


EAN code
 BR-216-10/230V: 8595188168854
 BR-216-11/230V: 8595188168878
 BR-216-20/230V: 8595188168861
 BR-220-20/230V: 8595188168885
 BR-232-20/230V: 8595188168892

- Bistable relays are used to switch electrical circuits by impulse command, especially for lighting control in ordinary houses, warehouses, production halls and other buildings.
- Faster and easier installation thanks to an unlimited number of buttons, connected in parallel by two wires, which is a practical replacement for AC and cross switches.
- Last but not least, they offer savings in the number of wires used and, in the case of the control circuit, the possibility of using wires with a smaller cross-section, where the power input is minimal compared to the power circuit.
- The state of the Bistable relay changes with a short control pulse. As a result of which the relay in the steady state has zero consumption and is noiseless.
- All relays can be controlled manually using a switch on the relay panel (I-O), which also serves as to signal the status of the contacts.
- For types BR-220 and BR-232, it is possible to disconnect the electrical switch control and as a result the state of the relay can then only be changed manually (service, maintenance).

Technical parameters	BR-216-10/11/20	BR-220-20	BR-232-20
Main circuit (contact)			
Rated insulation voltage (U _i):		440 V	
Thermal current (I _{th}):	16 A	20 A	32 A
Number of poles:	1, 2, 2	2	2
Contact configuration:	10, 11, 20	20	20
Operational Power (P_o)			
AC-1, AC-7a for 230 V, 1 phase:	3.5 kW	4.4 kW	7 kW
AC-2 for 230 V, 1 phase:	1.2 kW	1.5 kW	2.4 kW
AC-3, AC-7b for 230V, 1 phase:	0.37 kW	0.55 kW	1.1 kW
DC-1 (L/R ≤ 1 ms)			
U _e = 24V (1 contact / 2 contacts in series):	16A / 16A	20A / 20A	32A / 32A
U _e = 48V (1 contact / 2 contacts in series):	12A / 15A	15A / 18A	25A / 28A
U _e = 60V (1 contact / 2 contacts in series):	8A / 14A	10A / 15A	20A / 22A
U _e = 110V (1 contact / 2 contacts in series):	4A / 7A	5A / 8A	7A / 12A
U _e = 220V (1 contact / 2 contacts in series):	0.4A / 3A	0.5A / 4A	0.7A / 6A
Load capacity of light sources AC-5a, AC-5b on page 131			
Max. operating frequency (op./hr)			
without load:	900	900	450
AC-1, AC-7a:	600	600	450
AC-2:	120	120	120
AC-3, AC-7b:	600	600	450
AC-5a, AC-5b:	600	600	450
DC-1:		300	
Electrical endurance: DC-1, DC-3, DC-5, AC-1, AC-7a, AC-2, AC-3, AC-7b, AC-5a / AC-5b (I_e = 10 A):			
Mechanical lifetime:		1 000 000 op. C	
Power dissipation per pole:	1 W	1.5 W	3 W
Contact reliability:		>10 V, >100 mA	
Max. back-up fuse against short circuit gL/gG (I_g) - coordination type 1:			
	16 A	20 A	32 A
Rated impulse withstand voltage (U_{imp}):			
Overload current withstand capability: 10s:	48 A	56 A	80 A
Terminal capacity (solid and stranded):			
Maximum tightening torque:		1.2 Nm	
Screw head:		PZ2	
Control circuit (coil)			
Rated control voltage:		230V AC	
Rated frequency:		50 Hz	
Impulse duration:		min. 50 ms / max. 1 h	
Duration between two impulses (of control voltage):		min. 150 ms	
Maximum load of illuminated buttons (glow lamps, LEDs,...):		2,5mA	
Terminal capacity (solid and stranded):		1 .. 4 mm ²	
Maximum tightening torque:		0.6 Nm	
Screw head:		PZ1	
General			
Mounting:		DIN Rail, TH35 (IEC/EN 60715)	
Number of contactors or switches side-by-side:		no limitation under 55 °C (55 - 70 °C max. 3)	
Degree of protection:		IP20	
Operational temperature:		-25 to +55 °C (> 55 to +70 at max. pulse length - 1min)	
Storing temperature:		-30 to +80 °C	
Disconnection of remote control (coil) by switch:	no	yes	yes
Standards:		IEC/EN 60669-2-2	

Connection



Lamps Type	Power (W)	Current (A)	Capacitor (µF)	Maximum number of lamps per pole at 230 V, 50 Hz		
				BR-216-10/11/20	BR-220-20	BR-232-20
LED lamps Power supplies for LEDs	-	-	-	max. 2 A per pole	max. 6 A per pole	max. 12 A per pole
Incandescent lamps and halogen lamps	15	0,07	-	133	133	233
	25	0,11	-	80	80	140
	40	0,17	-	50	50	88
	60	0,26	-	33	33	58
	75	0,33	-	27	27	47
	100	0,44	-	20	20	35
	150	0,65	-	13	13	23
	200	0,87	-	10	10	18
	300	1,3	-	7	7	12
	500	2,17	-	4	4	7
Fluorescent lamps with external electromagnetic ballasts - uncorrected	18	0,37	-	43	43	43
	36	0,43	-	37	37	37
	58	0,67	-	24	24	24
	18	0,19	4,5	18	22	33
	36	0,29	4,5	18	22	33
	58	0,46	7	11	14	21
	2x18	0,26	2,7	62	62	62
	2x36	0,48	4,5	33	33	33
	2x58	0,78	7	21	21	21
	Fluorescent lamps with external electronic ballasts	18	0,09	-	33	67
2x18		0,17	-	18	35	71
36		0,16	-	19	38	75
2x36		0,31	-	10	19	39
58		0,25	-	12	24	48
2x58		0,48	-	6	13	25
80		0,4	-	8	15	30
2x80		0,76	-	4	8	16
50		0,6	-	17	27	27
80		0,8	-	13	20	20
High pressure mercury vapour lamps with external electromagnetic ballasts - uncorrected	125	1,2	-	8	13	13
	250	2,2	-	5	7	7
	400	3,3	-	3	5	5
	700	5,4	-	2	3	3
	1000	7,5	-	1	2	2
	50	0,3	7	11	14	21
	80	0,4	8	10	13	19
	125	0,6	10	8	10	15
	250	1,2	18	4	6	8
	400	1,8	25	3	4	6
High pressure mercury vapour lamps with external electromagnetic ballasts - parallel corrected	700	3,4	40	2	3	4
	1000	4,8	60	1	2	3
	35	0,5	-	16	32	32
	70	1	-	8	16	16
	150	1,8	-	4	9	9
	250	3	-	3	5	5
	400	4,6	-	2	3	3
	1000	9,7	-	1	2	2
	2000	12,2	-	0	1	1
	Metal halide lamps with external electromagnetic ballasts - uncorrected	35	0,23	6	13	17
70		0,42	12	7	8	13
150		0,77	20	4	5	8
250		1,26	32	3	3	5
400		2	45	2	2	3
1000		5	85	0	1	2
2000		10,5	125	0	0	1
150		1,8	-	7	9	9
250		3	-	4	5	5
400		4,4	-	3	4	4
High pressure sodium vapour lamps with external electromagnetic ballasts - uncorrected	1000	10,3	-	1	1	1
	150	0,77	20	4	5	8
	250	1,26	32	3	3	5
	400	2	45	2	2	3
	1000	5,1	100	0	0	1
	150	0,72	-	4	8	17
	250	1,3	-	2	5	9
	400	2	-	2	3	6
	1000	5	-	0	1	2
	High pressure sodium vapour lamps with external electronic ballasts	18	0,4	-	25	40
35		0,6	-	15	27	27
55		0,6	-	15	27	27
90		0,9	-	10	18	18
135		0,9	-	10	18	18
180		0,9	-	10	18	18
18		0,35	5	16	20	30
35		0,28	20	4	5	8
55		0,35	20	4	5	8
90		0,55	26	3	4	6
Low pressure sodium vapour lamps with external electromagnetic ballasts - parallel corrected	135	0,8	40	2	3	4
	180	1	40	2	3	4

X-ON Electronics

Largest Supplier of Electrical and Electronic Components

Click to view similar products for [General Purpose Relays](#) category:

Click to view products by [ELKO EP](#) manufacturer:

Other Similar products are found below :

[PCN-105D3MH,000](#) [59641F200](#) [5JO-1000CD-SIL](#) [LY1SAC110120](#) [5X827E](#) [5X837F](#) [5X840F](#) [5X842F](#) [5X848E](#) [LY2N-AC120](#) [LY2S-AC220/240](#) [LY2-US-AC120](#) [LY3-US-AC120](#) [LY4F-UA-DC12](#) [LY4F-UA-DC24](#) [LY4F-US-AC120](#) [LY4F-US-AC240](#) [LY4F-US-DC24](#) [LY4F-VD-AC110](#) [LYQ20DC12](#) [M115C60](#) [M115N010](#) [M115N0150](#) [6031007G](#) [603-12D](#) [61211T0B4](#) [61212T400](#) [61222Q400](#) [61243B600](#) [61243C500](#) [61243Q400](#) [61311BOA2](#) [61311BOA6](#) [61311BOA8](#) [61311C0A2](#) [61311COA1](#) [61311COA6](#) [61311F0A2](#) [61311QOA1](#) [61311QOA4](#) [61311T0D6](#) [61311TOA6](#) [61311TOA7](#) [61311TOB3](#) [61311TOB4](#) [61311U0A6](#) [61312Q600](#) [61312T400](#) [61312T600](#) [61313U200](#)