



EAN code

CRM-181J/UNI ZR: 8595188176606

CRM-181J/UNI ZN: 8595188176613

CRM-181J/UNI BL: 8595188176620

CRM-181J/UNI OD: 8595188176637

CRM-183J/UNI ZR: 8595188176743

CRM-183J/UNI ZN: 8595188176750

CRM-183J/UNI BL: 8595188176767

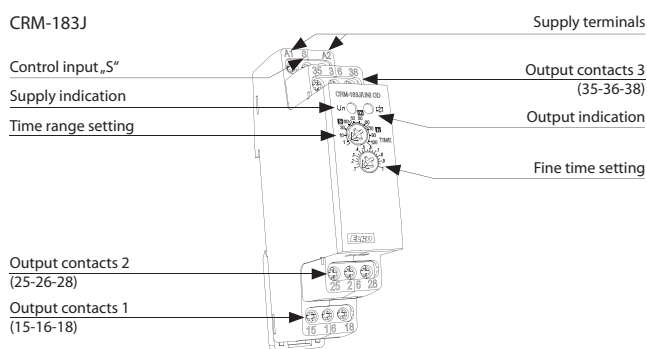
CRM-183J/UNI OD: 8595188176774

Technical parameters	CRM-181J	CRM-183J
Power supply		
Supply terminals:	A1 - A2	
Voltage range:	AC/DC 12 - 240 V (AC 50 - 60 Hz)	
Power input (max.):	2 VA / 1.5 W	2.5 VA / 1.5 W
Supply voltage tolerance:	-15 %; +10 %	
Supply indication:	green LED	
Time circuit		
Time ranges:	0.1 s - 100 h	
Time setting:	rotary switch and potentiometer	
Time deviation:	5 % - mechanical setting	
Repeat accuracy:	0.2 % - set value stability	
Temperature coefficient:	0.01% / °C, at =20 °C (0.01 % / °F, at = 68°F)	
Output		
Output contact 1:	1x changeover / SPDT (AgNi)	
Current rating:	16 A / AC1	
Breaking capacity:	4000 VA / AC1, 384 W / DC	
Electrical life (AC1):	50 000 operations	
Output contact 2 (3):	x	2x chang. / DPDT (AgNi)
Current rating:	x	8 A / AC1
Breaking capacity:	x	2000 VA / AC1, 192 W / DC
Electrical life (AC1):	x	10 000 operations
Switching voltage:	250V AC / 24V DC	
Max. power dissipation:	1.2 W	2.4 W
Output indication:	multifunction red LED	
Mechanical life:	10 000 000 operations	
Control		
Control terminals:	A1-S	
Load between S-A2:	Yes	
Impulse length:	min. 25 ms / max. unlimited	
Reset time:	max. 150 ms	
Other information		
Operating temperature:	-20 °C to +55 °C (-4 °F to 131 °F)	
Storage temperature:	-30 °C to +70 °C (-22 °F to 158 °F)	
Dielectrical strength:	4kV AC	
supply - output 1	4kV AC	
supply - output 2 (3)	x	1kV AC
output 1 - output 2	x	1kV AC
output 2 - output 3	x	1kV AC
Operating position:	any	
Mounting:	DIN rail EN 60715	
Protection degree:	IP40 from front panel / IP20 terminals	
Overvoltage category:	III.	
Pollution degree:	2	
Max. cable size (mm ²):	solid wire max. 1x 2.5 or 2x 1.5 / with sleeve max. 1x 2.5 (AWG 12)	
Dimensions:	90 x 17.6 x 64 mm (3.5 x 0.7 x 2.5 inch)	
Weight:	61 g (2.2 oz)	84 g (3 oz)

- Single-function time relays are suitable for applications where there is a clear function requirement in advance and are suitable for universal use in automation, control and regulation or in house installations.
- Choice of four types: ZR, ZN, BL, OD
- All functions initiated by the supply voltage can use the control input to inhibit the ongoing delay (pause).
- Universal supply voltage AC/DC 12 - 240 V.
- Time scale 0.1 s - 100 hrs divided into 10 ranges:
(0.1 s - 1 s / 1 s - 10 s / 3 s - 30 s / 6 s - 60 s / 1 min - 10 min / 3 min - 30 min / 6 min - 60 min / 1 h - 10 hrs / 3 hrs - 30 hrs / 10 hrs - 100 hrs).
- Output contact:
CRM-181J: 1x changeover / SPDT 16 A
CRM-183J: 1x changeover / SPDT 16 A, 2x changeover / DPDT 8 A
- Multifunction red LED flashes or shines depending on the operating status.

Description

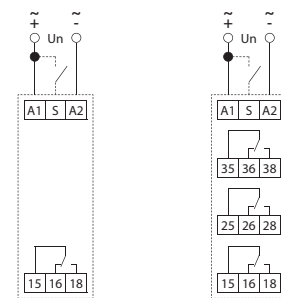
CRM-183J



Connection

CRM-181J

CRM-183J

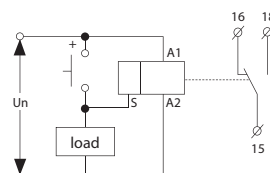


CRM-183J:

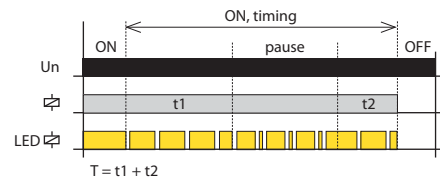
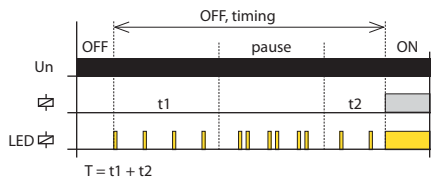
The potential difference between the supply terminals (A1-A2), output contact 2 (25-26-28) and output contact 3 (35-36-38) must be a maximum of 250V AC rms / DC.

Possibility to connect load onto controlling input

It is possible to connect the load (e.g.: contactor) between terminals S-A2, without any interruption of correct relay function.



Indication of operating states



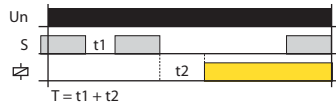
Function

ZR: ON DELAY



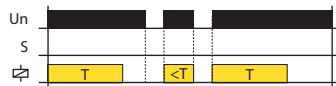
When the supply voltage is applied, the time delay T begins. When the timing is complete, the relay closes and this condition continues until the supply voltage is disconnected.

ON DELAY with Inhibit



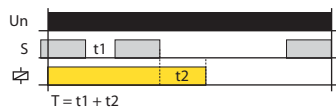
If the control contact is closed and the supply voltage is connected, the relay is opened and timing does not start until the control contact opens. When the timing is complete, the relay closes. If the control contact is closed during timing, the timing is interrupted and continues only after the control contact opens.

ZN: INTERVAL ON



After supply voltage relay closes and starts the delay time T. After the end of the timing relay opens and this state lasts until the supply voltage is disconnected.

INTERVAL ON with Inhibit



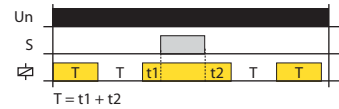
If the control contact is closed and the supply voltage is connected, the relay will close and the timing will start only after the control contact has been opened. When the timing is complete, the relay opens. If the control contact is closed during timing, the timing is interrupted and continues only after the control contact opens.

BL: FLASHER - ON first



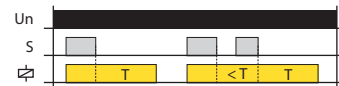
If the control contact is closed and the supply voltage is connected, the relay will close and the timing will start only after the control contact has been opened. When the timing is complete, the relay opens.

FLASHER - ON first with Inhibit



If the control contact is closed during an active timer setting, the timing is interrupted and continues only after the control contact opens again.

OD: OFF DELAY



When the supply voltage is applied, the relay is open. When the control contact is closed, the relay closes. When the control contact opens, the time delay T begins. If the control contact is closed during timing, the time is reset and the relay remains closed. When the control contact opens, the time delay T starts again and opens when the relay closes.

Note: ZR, ZN and BL functions are initiated by connecting the supply voltage to the product, i.e. In the event of a failure and recovery of the supply voltage, the relay automatically performs 1 cycle.

X-ON Electronics

Largest Supplier of Electrical and Electronic Components

Click to view similar products for [Timers](#) category:

Click to view products by [ELKO EP](#) manufacturer:

Other Similar products are found below :

[79237785](#) [H5AN-4DM DC12-24](#) [H5CN-YAN AC100-240](#) [H5CX-L8S-N AC100-240](#) [H5S-WFB2D](#) [H5AN-4D DC12-24](#) [THR2U-110A](#)
[81506944](#) [88225029](#) [H5S-YB4-X](#) [H7AN-2D DC12-24](#) [H5CN-XANS DC12-48](#) [H7AN-W4DM DC12-24](#) [H7AN-4DM DC12-24](#) [H7AN-4D](#)
[DC12-24](#) [H7AN-RT6M AC100-240](#) [LT4H-AC24VS](#) [1SVR508020R1100](#) [1SVR508100R0000](#) [1SVR550127R4100](#) [1SVR730010R3200](#)
[1SVR730020R3300](#) [1SVR730211R2300](#) [1SVR740100R3300](#) [PCU-511UNI](#) [732-0030](#) [H3C-R](#) [H3CR-A8-301 24-48AC/12-48DC](#) [H3CR-](#)
[A8E 24-48AC/DC](#) [H3CR-F8 100-240AC/100-125DC](#) [H3CR-FN 100-240AC/100-125DC](#) [H3DK-G 24-230AC/DC](#) [H3DK-HBL AC/DC24-48](#)
[H3DK-M1A DC12](#) [H3DT-A1 24-240AC/DC](#) [LT4H-AC24V](#) [LT4HW8-AC240V](#) [LT4HW-AC240V](#) [LT4HW-AC240VS](#) [LT4HW-AC24VS](#)
[LT4HW-DC24V](#) [LT4HW-DC24VS](#) [31L48AP](#) [31L48TPM240](#) [RC302](#) [RC312](#) [RE48ACV12MW](#) [REV-201M](#) [RG](#) [AT78041](#)