

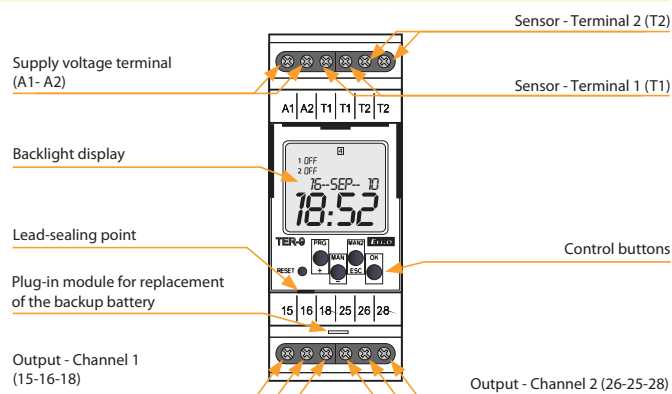


EAN code  
TER-9 /230V: 8595188124478  
TER-9 /24V: 8595188129190

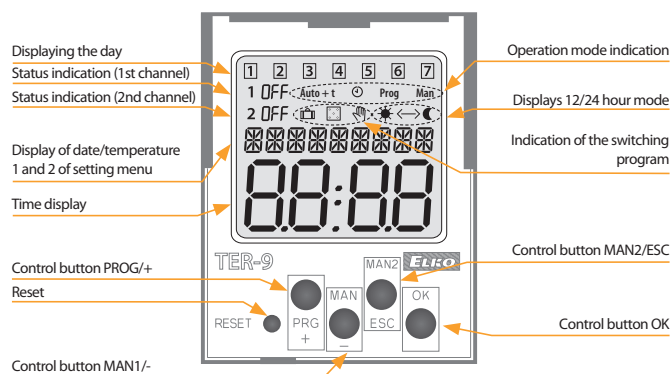
Technical parameters		TER-9
<b>Supply</b>		
Number of function:	6	
Supply terminals:	A1 - A2	
Voltage range:	AC 230 V (AC 50/60 Hz) galvanically separated, AC/DC 24 V galvanically unseparated	
Burden:	max. 4 VA/0.5 W	
Max. dissipated power (Un + terminals):	3 W	
Supply voltage tolerance:	-15 %; +10 %	
Type backup battery:	CR 2032 (3 V)	
<b>Measuring circuit</b>		
Measuring terminals:	T1-T1 and T2-T2	
Temperature range:	-40 to +110 °C (-40 to +230 °F)	
Hysteresis (sensitivity):	in an adjustable range 0.5 to 5 °C (0.9 to 9 °F)	
Difference temperature:	adjustable 1 to 50 °C (34 to 122 °F)	
Sensor:	thermistor NTC 12 kΩ at 25 °C (77 °F)	
Sensor failure indication:	displayed on the LCD	
<b>Accuracy</b>		
Measuring accuracy:	5 %	
Repeat accuracy:	< 0.5 °C (0.9 °F)	
Temperature dependance:	< 0.1 %/°C (°F)	
<b>Output</b>		
Number of contacts:	1x changeover for each output/SPDT, (AgNi)	
Current rating:	8 A/AC1	
Max. breaking capacity:	2000 VA/AC1, 240 W/DC	
Switching voltage:	250 V AC/30 V DC	
Output indication:	symbol ON/OFF	
Mechanical life:	10.000.000 operations	
Electrical life (AC1):	100.000 operations	
<b>Time circuit</b>		
Power back-up:	max. ±1 s per day, at 23°C (73.4 °F)	
Accuracy:	1 min	
Min. switching interval:	min. 10 years	
Data stored for:		
<b>Program circuit</b>		
Number of memory places:	daily, weekly, yearly	
Program:	LCD display, with back light	
Data readout:		
<b>Other information</b>		
Operating temperature:	-10 °C to 55 °C (14 °F to 131 °F)	
Storage temperature:	-30 °C to 70 °C (-22 °F to 158 °F)	
Dielectrical strength:	4 kV (power supply - output)	
Operating position:	any	
Mounting:	DIN rail EN 60715	
Protection degree:	IP20 terminals, IP40 from front panel	
Overvoltage category:	III.	
Pollution degree:	2	
Max. cable size (mm <sup>2</sup> ):	solid wire max. 1x2.5 or 2x1.5/ with sleeve max. 1x2.5 (AWG 12) 90 x 35 x 64 mm (3.5 x 1.4 x 2.5")	
Dimensions:	150 g/5.3 oz. (230 V)	113 g/4 oz. (24 V)
Weight:	EN 61812-1; EN 60255-1, EN 60255-26, EN 60255-27,	
Standards:	IEC 60730-2-9	

- Digital thermostat with 6 functions and built-in time switch clock with day, week and year program. You can also limit temperature functions and courses this way in real time.
- Complex control of home and water heating, solar heating, etc.
- Two thermostats in one, two temperature inputs, two outputs with dry contact.
- Maximum universal and variable thermostat including all ordinary thermostat functions.
- Functions: two independent thermostats, dependent thermostat, differential thermostat, two level thermostat, zone-based thermostat, dead zone thermostat.
- Program setting of output functions, calibration of sensors according to reference temperature (offset).
- The thermostat is subject to the digital clock programs.
- Wide operating range of temperature settings, the possibility of measuring in °C and °F.
- Clear display of set and measured data on a backlit LCD.
- Power supply: AC 230 V or 24 V AC/DC (based on type of device).
- The time switch clock has a battery backup, which retains data in case of a power outage (backup time is up to 3 years).
- Easy replacement of the backup battery through the plug-in module, no disassembling is required.
- Output contact 1x changeover/SPDT 8 A/250 V AC1 for each output.
- 2-MODULE, DIN rail mounting.

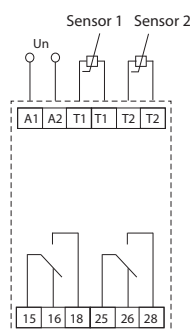
### Device description



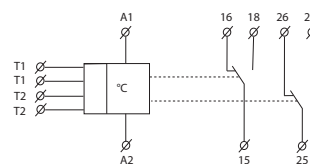
### Description of visual elements on the display



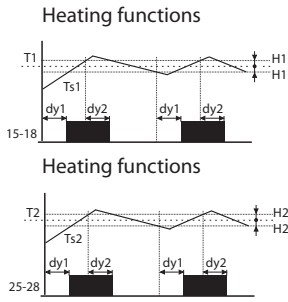
### Connection



### Symbol



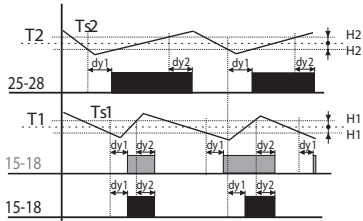
1. 2 independent single-stage thermostats



**Legend:**  
 Ts1 - real (measured) temperature 1  
 Ts2 - real (measured) temperature 2  
 T1 - adjusted temperature T1  
 T2 - adjusted temperature T2  
 H1 - adjusted hysteresis for T1  
 H2 - adjusted hysteresis for T2  
 dy1 - set switching delay of the output  
 dy2 - set delay on output breaking  
 15-18 output contact (for T1)  
 25-28 output contact (for T2)

Classic function of thermostat, output contact switched until adjusted temperature is reached. Hysteresis eliminates frequent switching - output oscillation.

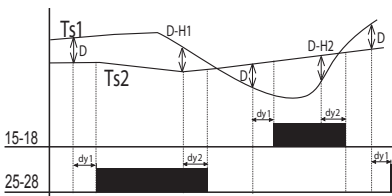
2. Depending functions of 2 thermostats



**Legend:**  
 Ts1 - real (measured) temperature 1  
 Ts2 - real (measured) temperature 2  
 T1 - adjusted temperature T1  
 T2 - adjusted temperature T2  
 H1 - adjusted hysteresis for T1  
 H2 - adjusted hysteresis for T2  
 dy1 - set switching delay of the output  
 dy2 - set delay on output breaking  
 25-28 output contact (for T2)  
 15-18 output contact (intersection T1 and T2)

Output 15 - 18 is closed, if temperature of both thermostats is below an adjusted level. When any thermostat reaches adjusted level, the contact 15 - 18 opens. Serial inner connection of thermostats (logic function AND).

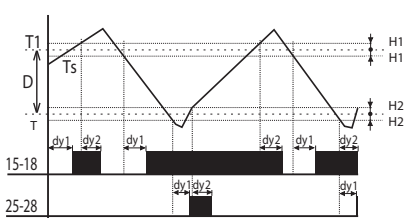
3. Differential thermostat



**Legend:**  
 Ts1 - real (measured) temperature T1  
 Ts2 - real (measured) temperature T2  
 D - adjusted difference  
 H1 - adjusted hysteresis for T1  
 H2 - adjusted hysteresis for T2  
 dy1 - set switching delay of the output  
 dy2 - set delay on output breaking  
 15-18 output contact (for T1)  
 25-28 output contact (for T2)

Switching of output corresponds with input, which has lower temperatures when difference is exceeded. Differential thermostat is used for keeping two identical temperature e.g. in heating systems (boiler and reservoir), solar systems (collector - reservoir, exchanger), water heating (water heater, water distribution)etc.

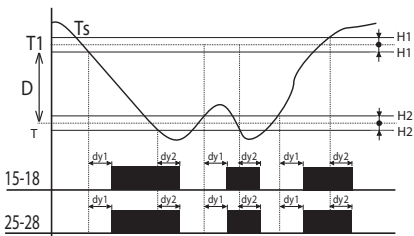
4. 2-stage thermostat



**Legend:**  
 Ts - real (measured) temperature  
 T1 - adjusted temperature  
 T = T1 - D  
 D - adjusted difference  
 H1 - adjusted hysteresis for T1  
 H2 - adjusted hysteresis for T  
 dy1 - set switching delay of the output  
 dy2 - set delay on output breaking  
 15-18 output contact  
 25-28 output contact

Typical example of use for two-stage thermostat is e.g. in boiler-room, where there are two boilers from which one is main and the other one is auxiliary. The main boiler is managed according to set temperature and auxiliary boiler is switched in case, temperature falls under set difference. Thus it helps to the main boiler in case, outside temperature dramatically falls. In the range of set difference (D) output 15-18 functions as normal thermostat to input 1 (type 1). In case temperature falls under set difference, second output switches too.

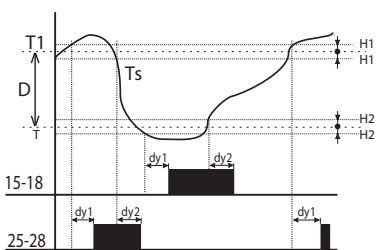
5. Thermostat with "WINDOW"



**Legend:**  
 Ts - real (measured) temperature  
 T1 - adjusted temperature  
 T = T1 - D  
 D - adjusted difference  
 H1 - adjusted hysteresis for T1  
 H2 - adjusted hysteresis for T  
 dy1 - set switching delay of the output  
 dy2 - set delay on output breaking  
 15-18 output contact  
 25-28 output contact

Output is closed (heating) only if temperature is within adjusted range. If temperature is out of range, the contact opens. T is set as T1-D. The function is used for protection of gutters against freezing.

6. Thermostat with dead zone



**Legend:**  
 Ts - real (measured) temperature  
 T1 - adjusted temperature  
 T = T1 - D  
 D - adjusted difference  
 H1 - adjusted hysteresis for T1  
 H2 - adjusted hysteresis for T  
 dy1 - set switching delay of the output  
 dy2 - set delay on output breaking  
 15-18 output contact (heating)  
 25-28 output contact (cooling)

In case of thermostat with a „dead zone“, it is possible to set temperature T1 and a difference (respectively a width of dead zone D). If temperature is higher than T1, output contact of cooling switches ON; if the temperature gets below T1, the contact switches OFF. If the temperature gets below temperature T, the contact of heating switches ON and it switches OFF when temperature T is exceeded. This function can be used for example for automatic air warming and cooling in ventilation so the sit is always within the range T1 and T.

## X-ON Electronics

Largest Supplier of Electrical and Electronic Components

*Click to view similar products for [Timers](#) category:*

*Click to view products by [ELKO EP](#) manufacturer:*

Other Similar products are found below :

[79237785](#) [H5AN-4DM DC12-24](#) [H5CN-YAN AC100-240](#) [H5CX-L8S-N AC100-240](#) [H5S-WFB2D](#) [H5AN-4D DC12-24](#) [THR2U-110A](#)  
[81506944](#) [88225029](#) [H5S-YB4-X](#) [H7AN-2D DC12-24](#) [H5CN-XANS DC12-48](#) [H7AN-W4DM DC12-24](#) [H7AN-4DM DC12-24](#) [H7AN-4D](#)  
[DC12-24](#) [H7AN-RT6M AC100-240](#) [LT4H-AC24VS](#) [1SVR508020R1100](#) [1SVR508100R0000](#) [1SVR550127R4100](#) [1SVR730010R3200](#)  
[1SVR730020R3300](#) [1SVR730211R2300](#) [1SVR740100R3300](#) [PCU-511UNI](#) [732-0030](#) [H3C-R](#) [H3CR-A8-301 24-48AC/12-48DC](#) [H3CR-](#)  
[A8E 24-48AC/DC](#) [H3CR-F8 100-240AC/100-125DC](#) [H3CR-FN 100-240AC/100-125DC](#) [H3DK-G 24-230AC/DC](#) [H3DK-HBL AC/DC24-48](#)  
[H3DK-M1A DC12](#) [H3DT-A1 24-240AC/DC](#) [LT4H-AC24V](#) [LT4HW8-AC240V](#) [LT4HW-AC240V](#) [LT4HW-AC240VS](#) [LT4HW-AC24VS](#)  
[LT4HW-DC24V](#) [LT4HW-DC24VS](#) [31L48AP](#) [31L48TPM240](#) [RC302](#) [RC312](#) [RE48ACV12MW](#) [REV-201M](#) [RG](#) [AT78041](#)