



Type	Current rating	Number of contacts	Design	Supply terminals
VS116K	16 A	1	DIN (1M)	A1 - A2 230 V AC / A1 - A3 24 V AC/DC
VS116U	16 A	1	DIN (1M)	A1 - A2 12- 240 V AC/DC
VS116B/230	16 A	1	BOX (MINI)	L-N 230 V AC
VS308K	8 A	3	DIN (1M)	A1 - A2 230 V AC / A1 - A3 24 V AC/DC
VS308U	8 A	3	DIN (1M)	A1 - A2 12 - 240 V AC/DC
VS316/24	16 A	3	DIN (1M)	A1 - A2 24 V AC/DC
VS316/230	16 A	3	DIN (1M)	A1 - A2 230 V AC

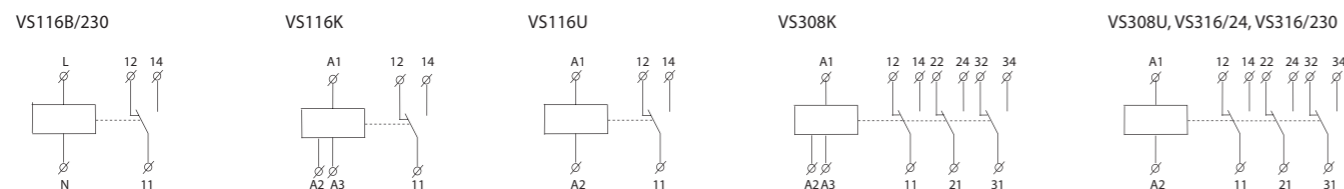
- Power relay used for switching larger load output, strengthen or „multiplying“ contacts of the existing device.
- Relays VS316/24, VS316/230 enable connection to a 3-phase circuit.
- In the design 1-MODULE , DIN rail mounting, output status indicated by high intensity LED with choice of LED color (red, green, yellow, blue or white LED*).
- VS116/B230 MINI, mounting in installation box or ceilings, enabling switching of lights, motors for blinds or awnings.
- For VS116/B230 status of output indicated by LED on front panel of device.

Technical parameters	VS116B/230	VS116K	VS116U	VS308K	VS308U	VS316/24	VS316/230
Supply terminals:	L - N			A1 - A2			
Voltage range:	AC 230 V / 50-60 Hz	AC 230 V / 50-60 Hz	AC/DC 12-240 V / 50-60 Hz	AC 230 V / 50-60 Hz	AC/DC 12-240 V / 50-60 Hz	AC/DC 24 V / 50-60 Hz	AC 230 V / 50-60 Hz
Burden (max.):	AC 7.5 VA / 1 W	AC 7.5 VA / 1 W	AC 0.7 - 3 VA/ DC 0.5 - 1.7 W	AC 10.3 VA / 1.1 W	AC 0.7 - 3 VA/ DC 0.5 - 1.7 W	1.6 VA / 1.2 W	2.5 VA
Supply terminals:	x	A1 - A3	x	A1 - A3		x	
Voltage range:	x	AC/DC 24 V (50-60 Hz)	x	AC/DC 24 V (50-60 Hz)		x	
Burden:	x	AC 1 VA/ DC 1W	x	AC 1 VA/ DC 1W		x	
Supply voltage tolerance:				-15%; +10%			
Max. dissipated power (Un + terminals):		4 W		3 W		8 W	6 W

Output	VS116B/230		VS116K		VS116U		VS308K		VS308U		VS316/24		VS316/230	
Number of contacts:	1 x changeover/ SPDT (AgSnO ₂)		16 A/ AC1		3 x changeover/TPDT (AgNi / Silver Alloy)		8 A/ AC1		3 x changeover/ TPDT (AgSnO ₂)		16 A/ AC1		3 x changeover/ TPDT (AgSnO ₂)	
Current rating:	4000VA/ AC1, 384W/ DC		30 A/ <3s		2000VA/ AC1, 192W/ DC		10 A/ <3s		4000VA/ AC1, 384W/ DC		30 A/ <3s			
Breaking capacity:	30 A/ <3s		250 V AC1/ 24 V DC		250 V AC1/ 24 V DC		250 V AC1/ 24 V DC		250 V AC1/ 24 V DC		250 V AC1/ 24 V DC		250 V AC1/ 24 V DC	
Inrush current:	red LED		high intensity of LED		red LED		high intensity of LED		red LED		high intensity of LED		red LED	
Switching voltage:	3x10 ⁷		1x10 ⁷		0.7x10 ⁵		1x10 ⁵		min. 2s		20 ms		50 ms	
Output indication:														
Mechanical life:														
Electrical life (AC1):														
Time between switching:														

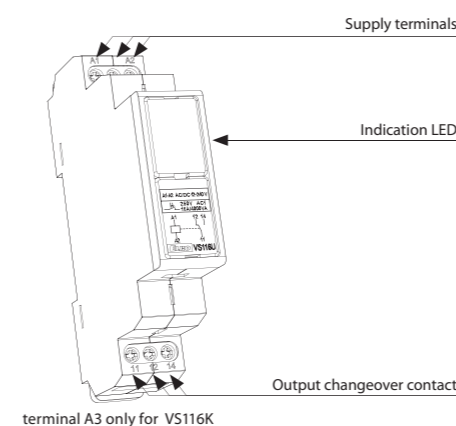
Other information	VS116B/230		VS116K		VS116U		VS308K		VS308U		VS316/24		VS316/230	
Operating temperature:	free at connecting		DIN rail EN 60715		DIN rail EN 60715		DIN rail EN 60715		DIN rail EN 60715		DIN rail EN 60715		DIN rail EN 60715	
Storage temperature:	IP30		IP40 from front panel / IP20 terminals		IP40 from front panel / IP20 terminals		IP40 from front panel / IP20 terminals		IP40 from front panel / IP20 terminals		IP40 from front panel / IP20 terminals		IP40 from front panel / IP20 terminals	
Electrical strength:	III.		III.		III.		III.		III.		III.		III.	
Operating position:	any		any		any		any		any		any		any	
Mounting:	2x 0.75 mm ² (AWG 18), 3x 2.5 mm ² (AWG 10)		max. 1x 2.5 or 2x 1.5		max. 1x 2.5 (AWG 12)		max. 1x 2.5 or 2x 1.5		max. 1x 2.5 (AWG 12)		max. 1x 2.5 or 2x 1.5		max. 1x 2.5 (AWG 12)	
Protection degree:	49 x 49 x 21 mm (2" x 2" x 0.8")		90 x 17.6 x 64 mm (3.5" x 0.7" x 2.5")		90 x 17.6 x 64 mm (3.5" x 0.7" x 2.5")		90 x 17.6 x 64 mm (3.5" x 0.7" x 2.5")		90 x 17.6 x 64 mm (3.5" x 0.7" x 2.5")		90 x 17.6 x 64 mm (3.5" x 0.7" x 2.5")		90 x 17.6 x 64 mm (3.5" x 0.7" x 2.5")	
Overvoltage category:	48 g (1.7 oz.)		56 g (2 oz.)		59 g (2.1 oz.)		78 g (2.75 oz.)		80 g (2.8 oz.)		90 g (3.17 oz.)		93 g (3.3 oz.)	
Pollution degree:														
Max. cable size (mm ²):														
Dimensions:														
Weight:														
Standards:														

Symbol

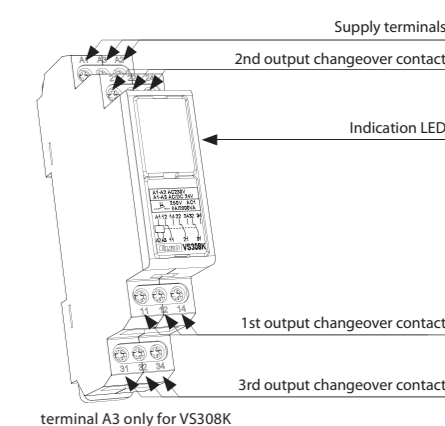


Description

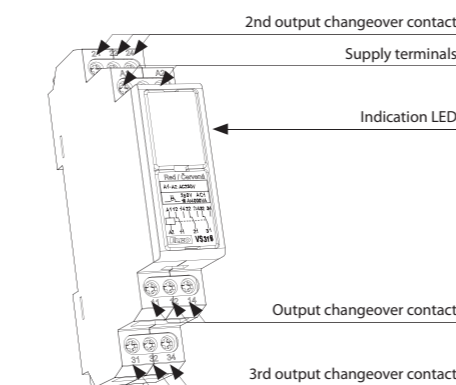
VS116K, VS116U



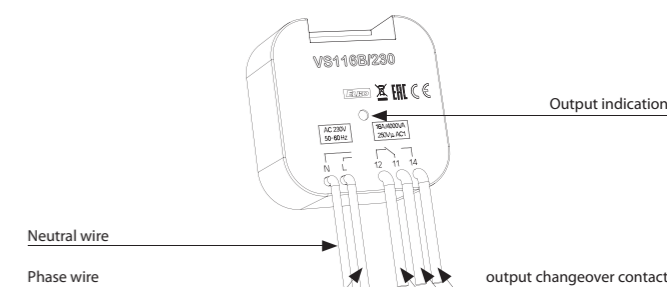
VS308K, VS308U



VS316/24, VS316/230



VS116B/230



EAN codes

VS116B/230	8595188147545				
VS116K /red	8595188122597	VS308K /red	8595188122696	VS316 /24 red	8595188135771
VS116K /green	8595188122610	VS308K /green	8595188122719	VS316 /24 green	8595188136105
VS116K /yellow	8595188122580	VS308K /yellow	8595188122689	VS316 /24 yellow	8595188136129
VS116K /white	8595188122573	VS308K /white	8595188122672	VS316 /24 white	8595188136099
VS116K /blue	8595188122603	VS308K /blue	8595188122702	VS316 /24 blue	8595188136112
VS116U /red	8595188124607	VS308U /red	8595188130103	VS316 /230 red	8595188135559
VS116U /green	8595188136433	VS308U /green	8595188136440	VS316 /230 green	8595188136075
VS116U /yellow	8595188138499	VS308U /yellow	8595188138529	VS316 /230 yellow	8595188136082
VS116U /white	8595188138482	VS308U /white	8595188138512	VS316 /230 white	8595188136051
VS116U /blue	8595188138475	VS308U /blue	8595188138505	VS316 /230 blue	8595188136068

Notes

Max. time of changeover of contact is 10ms.

VS316/24 or VS316/230 enables switching of different phases or 3 phase voltage.

* possibility to choose blue, white and yellow color of LED for power relays line VS in case of minimal order quantity 100 pcs.

X-ON Electronics

Largest Supplier of Electrical and Electronic Components

Click to view similar products for [General Purpose Relays](#) category:

Click to view products by [ELKO EP](#) manufacturer:

Other Similar products are found below :

[PCN-105D3MH,000](#) [59641F200](#) [5JO-1000CD-SIL](#) [LY1SAC110120](#) [5X827E](#) [5X837F](#) [5X840F](#) [5X842F](#) [5X848E](#) [LY2N-AC120](#) [LY2S-AC220/240](#) [LY2-US-AC120](#) [LY3-US-AC120](#) [LY4F-UA-DC12](#) [LY4F-UA-DC24](#) [LY4F-US-AC120](#) [LY4F-US-AC240](#) [LY4F-US-DC24](#) [LY4F-VD-AC110](#) [LYQ20DC12](#) [M115C60](#) [M115N010](#) [M115N0150](#) [6031007G](#) [603-12D](#) [61211T0B4](#) [61212T400](#) [61222Q400](#) [61243B600](#) [61243C500](#) [61243Q400](#) [61311BOA2](#) [61311BOA6](#) [61311BOA8](#) [61311C0A2](#) [61311COA1](#) [61311COA6](#) [61311F0A2](#) [61311QOA1](#) [61311QOA4](#) [61311T0D6](#) [61311TOA6](#) [61311TOA7](#) [61311TOB3](#) [61311TOB4](#) [61311U0A6](#) [61312Q600](#) [61312T400](#) [61312T600](#) [61313U200](#)