



Type	Current rating	Number of contacts	Design	Supply terminals
VS116K	16 A	1	DIN (1M)	A1 - A2 230 V AC / A1 - A3 24 V AC/DC
VS116U	16 A	1	DIN (1M)	A1 - A2 12- 240 V AC/DC
VS116B/230	16 A	1	BOX (MINI)	L-N 230 V AC
VS308K	8 A	3	DIN (1M)	A1 - A2 230 V AC / A1 - A3 24 V AC/DC
VS308U	8 A	3	DIN (1M)	A1 - A2 12 - 240 V AC/DC
VS316/24	16 A	3	DIN (1M)	A1 - A2 24 V AC/DC
VS316/230	16 A	3	DIN (1M)	A1 - A2 230 V AC

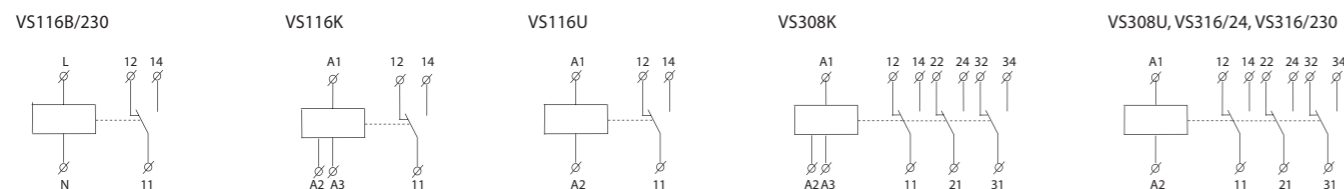
- Power relay used for switching larger load output, strengthen or „multiplying“ contacts of the existing device.
- Relays VS316/24, VS316/230 enable connection to a 3-phase circuit.
- In the design 1-MODULE , DIN rail mounting, output status indicated by high intensity LED with choice of LED color (red, green, yellow, blue or white LED\*).
- VS116/B230 MINI, mounting in installation box or ceilings, enabling switching of lights, motors for blinds or awnings.
- For VS116/B230 status of output indicated by LED on front panel of device.

Technical parameters	VS116B/230	VS116K	VS116U	VS308K	VS308U	VS316/24	VS316/230
Supply terminals:	L - N			A1 - A2			
Voltage range:	AC 230 V / 50-60 Hz	AC 230 V / 50-60 Hz	AC/DC 12-240 V / 50-60 Hz	AC 230 V / 50-60 Hz	AC/DC 12-240 V / 50-60 Hz	AC/DC 24 V / 50-60 Hz	AC 230 V / 50-60 Hz
Burden (max.):	AC 7.5 VA / 1 W	AC 7.5 VA / 1 W	AC 0.7 - 3 VA/ DC 0.5 - 1.7 W	AC 10.3 VA / 1.1 W	AC 0.7 - 3 VA/ DC 0.5 - 1.7 W	1.6 VA / 1.2 W	2.5 VA
Supply terminals:	x	A1 - A3	x	A1 - A3		x	
Voltage range:	x	AC/DC 24 V (50-60 Hz)	x	AC/DC 24 V (50-60 Hz)		x	
Burden:	x	AC 1 VA/ DC 1W	x	AC 1 VA/ DC 1W		x	
Supply voltage tolerance:				-15%; +10%			
Max. dissipated power (Un + terminals):		4 W		3 W		8 W	6 W

Output	VS116B/230		VS116K		VS116U		VS308K		VS308U		VS316/24		VS316/230	
Number of contacts:	1 x changeover/ SPDT (AgSnO <sub>2</sub> )		16 A/ AC1		3 x changeover/TPDT (AgNi / Silver Alloy)		8 A/ AC1		3 x changeover/ TPDT (AgSnO <sub>2</sub> )		16 A/ AC1		3 x changeover/ TPDT (AgSnO <sub>2</sub> )	
Current rating:	4000VA/ AC1, 384W/ DC		30 A/ <3s		2000VA/ AC1, 192W/ DC		10 A/ <3s		4000VA/ AC1, 384W/ DC		30 A/ <3s			
Breaking capacity:	30 A/ <3s				250 V AC1/ 24 V DC				250 V AC1/ 24 V DC					
Inrush current:	red LED		high intensity of LED											
Switching voltage:					3x10 <sup>7</sup>		1x10 <sup>7</sup>							
Output indication:					0.7x10 <sup>5</sup>		1x10 <sup>5</sup>							
Mechanical life:					min. 2s		20 ms		50 ms					
Electrical life (AC1):														
Time between switching:														

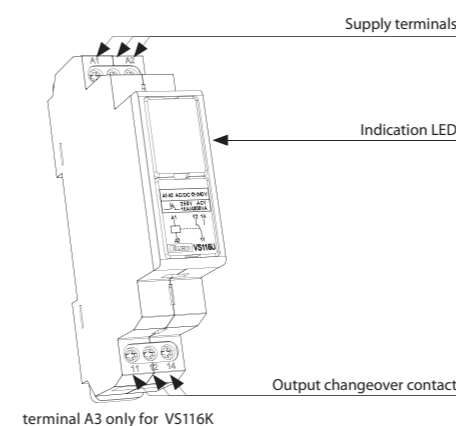
Other information													
Operating temperature:	-20.. +55 °C												
Storage temperature:	-30.. +70 °C												
Electrical strength:	4 kV (supply-output)												
Operating position:	any												
Mounting:	free at connecting	DIN rail EN 60715											
Protection degree:	IP30	IP40 from front panel / IP20 terminals											
Overvoltage category:	III.												
Pollution degree:	2												
Max. cable size (mm <sup>2</sup> ):	2x 0.75 mm <sup>2</sup> (AWG 18), 3x 2.5 mm <sup>2</sup> (AWG 10)	max. 1x 2.5 or 2x 1.5 max. 1x 2.5 (AWG 12)											
Dimensions:	49 x 49 x 21 mm (2" x 2" x 0.8")	90 x 17.6 x 64 mm (3.5" x 0.7" x 2.5")											
Weight:	48 g (1.7 oz.)	56 g (2 oz.)	59 g (2.1 oz.)	78 g (2.75 oz.)	80 g (2.8 oz.)	90 g (3.17 oz.)	93 g (3.3 oz.)						
Standards:	EN 61810-1, EN 61010-1												

Symbol

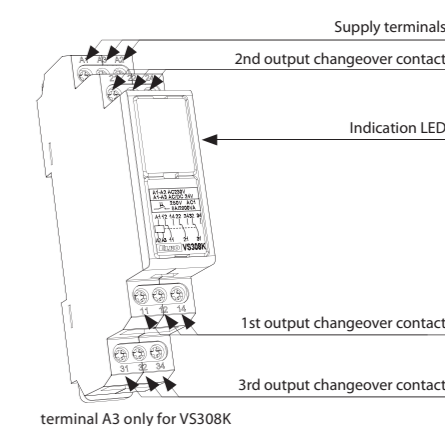


Description

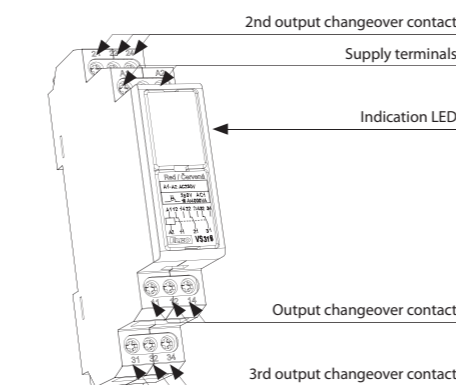
VS116K, VS116U



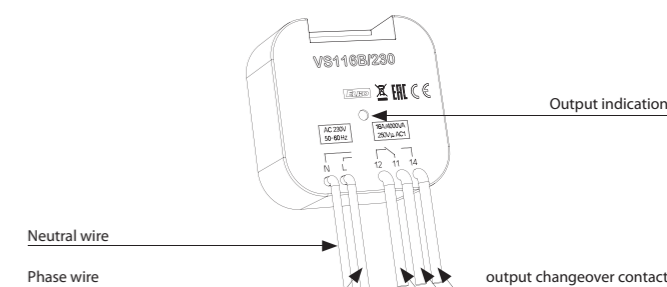
VS308K, VS308U



VS316/24, VS316/230



VS116B/230



EAN codes

VS116B/230	8595188147545				
VS116K /red	8595188122597	VS308K /red	8595188122696	VS316 /24 red	8595188135771
VS116K /green	8595188122610	VS308K /green	8595188122719	VS316 /24 green	8595188136105
VS116K /yellow	8595188122580	VS308K /yellow	8595188122689	VS316 /24 yellow	8595188136129
VS116K /white	8595188122573	VS308K /white	8595188122672	VS316 /24 white	8595188136099
VS116K /blue	8595188122603	VS308K /blue	8595188122702	VS316 /24 blue	8595188136112
VS116U /red	8595188124607	VS308U /red	8595188130103	VS316 /230 red	8595188135559
VS116U /green	8595188136433	VS308U /green	8595188136440	VS316 /230 green	8595188136075
VS116U /yellow	8595188138499	VS308U /yellow	8595188138529	VS316 /230 yellow	8595188136082
VS116U /white	8595188138482	VS308U /white	8595188138512	VS316 /230 white	8595188136051
VS116U /blue	8595188138475	VS308U /blue	8595188138505	VS316 /230 blue	8595188136068

Notes

Max. time of changeover of contact is 10ms.

VS316/24 or VS316/230 enables switching of different phases or 3 phase voltage.

\* possibility to choose blue, white and yellow color of LED for power relays line VS in case of minimal order quantity 100 pcs.

## X-ON Electronics

Largest Supplier of Electrical and Electronic Components

*Click to view similar products for [General Purpose Relays](#) category:*

*Click to view products by [ELKO EP](#) manufacturer:*

Other Similar products are found below :

[PCN-105D3MH,000](#) [59641F200](#) [5JO-1000CD-SIL](#) [LY1SAC110120](#) [5X827E](#) [5X837F](#) [5X840F](#) [5X842F](#) [5X848E](#) [LY2N-AC120](#) [LY2S-AC220/240](#) [LY2-US-AC120](#) [LY3-US-AC120](#) [LY4F-UA-DC12](#) [LY4F-UA-DC24](#) [LY4F-US-AC120](#) [LY4F-US-AC240](#) [LY4F-US-DC24](#) [LY4F-VD-AC110](#) [LYQ20DC12](#) [M115C60](#) [M115N010](#) [M115N0150](#) [6031007G](#) [603-12D](#) [61211T0B4](#) [61212T400](#) [61222Q400](#) [61243B600](#) [61243C500](#) [61243Q400](#) [61311BOA2](#) [61311BOA6](#) [61311BOA8](#) [61311C0A2](#) [61311COA1](#) [61311COA6](#) [61311F0A2](#) [61311QOA1](#) [61311QOA4](#) [61311T0D6](#) [61311TOA6](#) [61311TOA7](#) [61311TOB3](#) [61311TOB4](#) [61311U0A6](#) [61312Q600](#) [61312T400](#) [61312T600](#) [61313U200](#)