


Power Supply Smoothing Use, Standard Capacitors for Audio

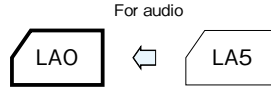
GREEN CAP

For Audio

- Best suited as power supply filters for sound quality priority audio equipment.
- Printed circuit board terminal snap-in type.



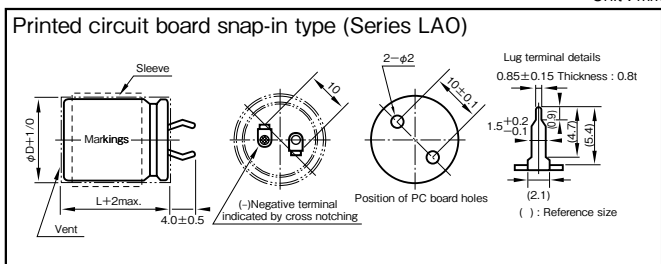
Marking color : Gold print on a black sleeve



Specifications

Item	Performance			
Category temperature range (°C)	-40 to +85			
Tolerance at rated capacitance (%)	±20 (20°C, 120Hz)			
Leakage current (µA) (max.)	0.03CV or 5mA whichever is larger (after 5 minutes) C : Rated capacitance (µF), V : Rated voltage (V) (20°C)			
Tangent of loss angle (tanδ)	Rated voltage (V)	16, 25	35	50 to 100
	tanδ (max.)	0.40	0.35	0.30
Characteristics at high and low temperature	Rated voltage (V)	16 to 35	50 to 100	
	Impedance ratio (max.)	Z-25°C/Z+20°C Z-40°C/Z+20°C	4 15	3 10
Endurance (85°C) (Applied ripple current)	Test time	1000 hours		
	Leakage current	The initial specified value or less		
	Percentage of capacitance change	Within ±20% of initial value		
	Tangent of the loss angle	150% or less of the initial specified value		
Shelf life (85°C)	Test time : 1000hours ; other items are same as the endurance. Voltage application treatment : According to JIS C5101-4 4.1			
Applicable standards	JIS C5101-1, -4 (IEC 60384-1, -4)			

Outline Drawing



Coefficient of Frequency for Rated Ripple Current

Frequency (Hz)	50	120	1k	10k	20k
Rated voltage (V)					
16 to 50	0.95	1	1.10	1.15	1.15
63 to 100	0.95	1	1.16	1.30	1.33

Part numbering system (example : 63V6800µF)

LAO	—	63	V	682	M	S57	PX #	B
Series code		Rated voltage symbol		Rated capacitance symbol	Capacitance tolerance symbol	Casing symbol		Optional symbol

Standard Ratings

Case φD×L (mm)	Casing symbol	Item	16		25		35		50		63		80		100	
			Rated capacitance (µF)	Rated ripple current (Arms)	Rated capacitance (µF)	Rated ripple current (Arms)	Rated capacitance (µF)	Rated ripple current (Arms)	Rated capacitance (µF)	Rated ripple current (Arms)	Rated capacitance (µF)	Rated ripple current (Arms)	Rated capacitance (µF)	Rated ripple current (Arms)	Rated capacitance (µF)	Rated ripple current (Arms)
22×20	S21	3300	1.2	—	—	—	—	—	—	—	—	—	—	—	—	—
22×25	S22	4700	1.5	2200	1.0	1500	0.8	1000	0.8	680	0.7	—	—	—	—	—
22×30	S23	—	—	3300	1.3	2200	1.3	1500	1.1	1000	0.9	680	0.7	—	—	—
22×35	S24	6800	2.0	4700	1.7	3300	1.7	—	—	1500	1.2	1000	1.0	680	0.8	—
22×40	S25	—	—	—	—	—	—	2200	1.5	—	—	—	—	—	—	—
22×45	S26	10000	2.7	6800	2.2	4700	2.3	—	—	2200	1.6	—	—	—	—	—
22×50	S27	—	—	—	—	—	—	3300	2.0	—	—	1500	1.3	1000	1.2	—
25×25	S32	—	—	3300	1.7	2200	1.7	1500	1.4	1000	1.2	680	1.0	—	—	—
25×30	S33	6800	2.5	4700	2.1	3300	2.2	2200	1.8	1500	1.5	1000	1.2	680	1.1	—
25×35	S34	10000	3.2	—	—	—	—	—	—	—	—	—	—	—	—	—
25×40	S35	—	—	6800	2.7	4700	2.8	3300	2.3	2200	1.9	1500	1.6	1000	1.4	—
25×45	S36	—	—	—	—	—	—	—	—	—	—	—	—	—	—	—
25×50	S37	—	—	10000	3.0	6800	2.6	4700	2.4	3300	2.0	2200	2.0	1500	1.8	—
30×25	S42	6800	2.6	4700	2.2	3300	2.3	2200	1.9	1500	1.6	1000	1.3	680	1.1	—
30×30	S43	10000	3.3	6800	2.7	4700	2.8	3300	2.4	2200	1.9	1500	1.6	1000	1.4	—
30×35	S44	—	—	—	—	—	—	—	—	—	—	—	—	—	—	—
30×40	S45	—	—	10000	3.1	6800	2.7	4700	2.4	3300	2.1	2200	2.1	1500	1.8	—
30×45	S46	—	—	—	—	—	—	—	—	—	—	—	—	—	—	—
30×50	S47	—	—	—	—	10000	3.4	6800	3.1	4700	2.6	3300	2.2	2200	1.8	—
35×25	S52	10000	3.4	6800	2.8	4700	2.9	3300	2.4	2200	2.0	1500	1.7	1000	1.5	—
35×30	S53	—	—	10000	3.1	6800	2.7	4700	2.5	3300	2.1	2200	2.1	1500	1.8	—
35×35	S54	—	—	—	—	—	—	—	—	—	—	—	—	—	—	—
35×40	S55	—	—	—	—	10000	3.5	6800	3.1	4700	2.6	3300	2.2	2200	1.8	—
35×45	S56	—	—	—	—	—	—	—	—	—	—	—	—	—	—	—
35×50	S57	—	—	—	—	—	—	—	—	—	—	6800	3.3	4700	2.7	—

(Note) Rated ripple current : 85°C, 120Hz.

NOTE : Design, Specifications are subject to change without notice. It is recommended that you shall obtain technical specifications from ELNA to ensure that the component is suitable for your use.

X-ON Electronics

Largest Supplier of Electrical and Electronic Components

Click to view similar products for [Aluminium Electrolytic Capacitors - Radial Leaded](#) category:

Click to view products by [Elna](#) manufacturer:

Other Similar products are found below :

[NRELS102M35V16X16C.140LLF](#) [ESRG160ETC100MD07D](#) [227RZS050M](#) [335CKR250M](#) [476CKH100MSA](#) [477CKR100M](#)
[107CKR010M](#) [107CKH063MSA](#) [RJH-25V222MI9#](#) [RJH-35V221MG5#](#) [B43827A1106M8](#) [RJH-50V221MH6#](#) [EKYA500ELL470MF11D](#)
[B41022A5686M6](#) [ESRG250ELL101MH09D](#) [EKMA160EC3101MF07D](#) [RJB-10V471MG3#](#) [ESMG160ETD221MF11D](#)
[EKZH160ETD152MJ20S](#) [RJH-35V122MJ6#](#) [EGXF630ELL621ML20S](#) [RBD-25V100KE3#N](#) [EKMA350ELL100ME07D](#)
[ESMG160ETD101ME11D](#) [ELXY100ETD102MJ20S](#) [EGXF500ELL561ML15S](#) [EKMG350ETD471MJ16S](#) [35YXA330MEFC10X12.5](#)
[RXW471M1ESA-0815](#) [ELXZ630ELL221MJ25S](#) [ERR1HM1R0D11OT](#) [LPE681M30060FVA](#) [LPL471M22030FVA](#) [HFE221M25030FVA](#)
[LKMD1401H221MF](#) [B41888G6108M000](#) [EKMA160ETD470MF07D](#) [UHW1J102MHD6](#) [EKMG500ETD221MJC5S](#) [LKMK2502W101MF](#)
[LKMD1401H181MF](#) [LKMI2502G820MF](#) [LKMJ2001J122MF](#) [LKML2501C472MF](#) [LKMJ4002C681MF](#) [450MXH330MEFCSN25X45](#)
[450MXK330MA2RFC22X50](#) [63ZLH560MEFCG412.5X30](#) [ELH2DM331O25KT](#) [ELH2DM471P30KT](#)