

PRODUCT SPECIFICATION

新弘智

SPEC. NO: T-0602-154D

DATE: Aug.7,2018

CUSTOMER'S PRODUCT NAME:

EMTEK PRODUCT NAME:

CMF4532L-Series

THIS SPECIFICATION IS:

- FULLY ACCEPTED
 DENIED
 ACCEPTED UNDER THE FOLLOWING CONDITIONS



SIGNATURE: _____ DATE: _____

NAME(PRINT): _____

TITLE: _____

 **EMTEK CO., LTD.**

FACTORY:
39,Chingao Rd.,(305)Hsinpu,
Hsinchu Hsien,Taiwan,R.O.C
TEL: 03-5894-433
FAX: 03-5894-523

本文件內容全部或部份,未經兆欣科技股份有限公司
同意不得以何形式複製或其他用途
All rights reserved.This document or parts thereof,may
not be reproduced by any means or used in any manner
witout written permission of EMTEK CO.,LTD.

PRODUCT SPECIFICATION

SPEC. NO.

T-0602-154D



1. Scope

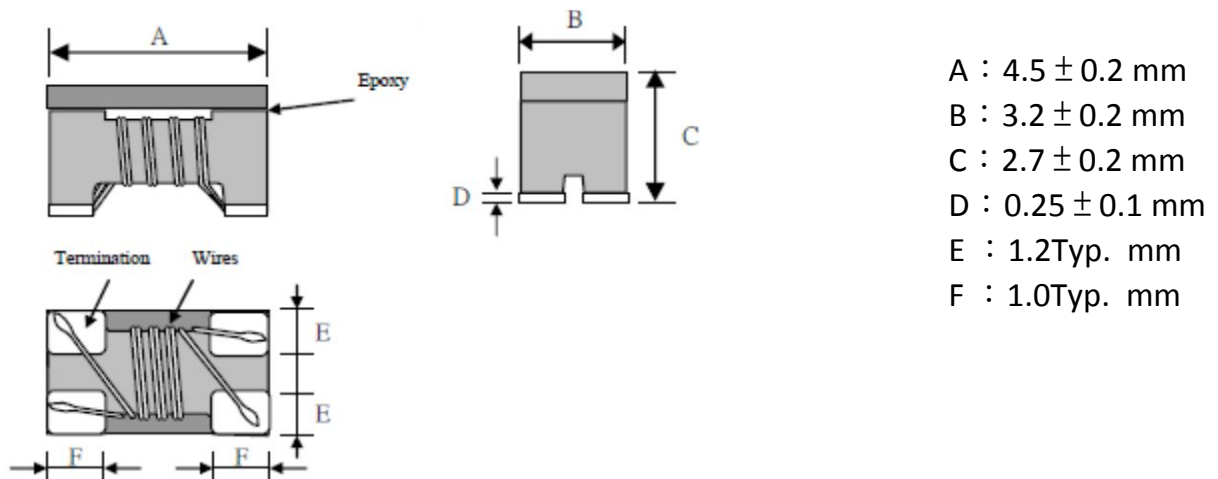
This specification applies ferrite Chip common mode filters CMF4532L-Series to be delivered to user.

2. Product Identification

CMF 4532 L - 101 - 2P - T
 (1) (2) (3) (4) (5) (6)

- (1) Product name
- (2) Shapes and dimensions
- (3) Application
- (4) Inductance 【 at 100KHz 】
101:100 (uH)
- (5) Number of Line
2P:2-Line
- (6) For Customer Design

3. Shapes and Dimensions [Dimensions in mm]



Drawn by	Checked by	Approved by
Cindy Jun. 21. 2018	Zhengy Jun. 21/2018	Sun Jun. 21. 2018

PRODUCT SPECIFICATION

SPEC. NO.

T-0602-154D



4. Electrical Characteristics

4-1 Electrical Spec.

Our Product Part Number	Z(Ω) Common Mode Impedance at 10MHz		L(μ H) Common Mode Inductance at 100KHz	DCR(Ω) Max.	Idc(mA) Max.	Rated Voltage Vdc (V)Typ.	Insulation Resistance IR (M Ω)Min.
	min.	typ.	(+50%/-30%)				
CMF4532L-1R0-2P-T	min.	50	(+50%/-30%)	0.12	1200	50	10
	typ.	60	1				
CMF4532L-110-2P-T	min.	300	(+50%/-30%)	0.6	250	50	10
	typ.	600	11				
CMF4532L-220-2P-T	min.	500	(+50%/-30%)	1.0	200	50	10
	typ.	1200	22				
CMF4532L-510-2P-T	min.	1000	(+50%/-30%)	1.0	200	50	10
	typ.	2800	51				
CMF4532L-101-2P-T	min.	2000	(+50%/-30%)	2.0	150	50	10
	typ.	5800	100				
CMF4532L-201-2P-T	min.	/	(+50%/-30%)	4.5	100	50	10
	typ.	/	200				

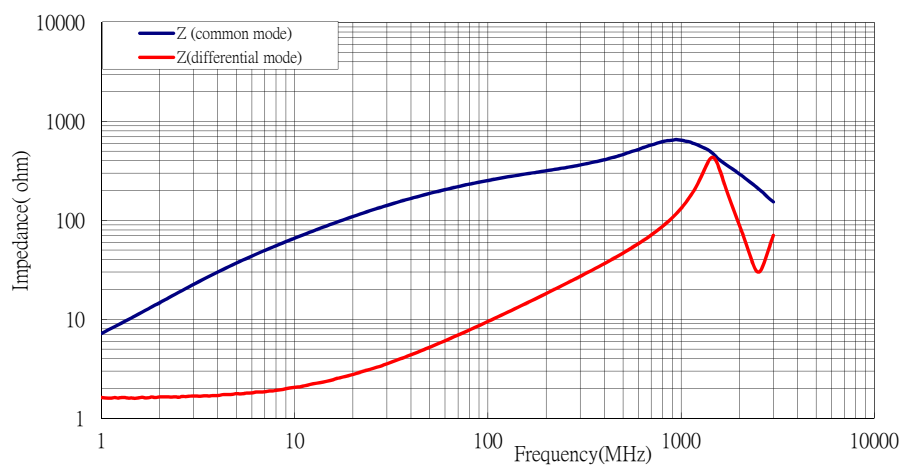
Operating temperature : -40 to 125°C

Storage temp. and humidity : -40 to +85°C , 70%RH max

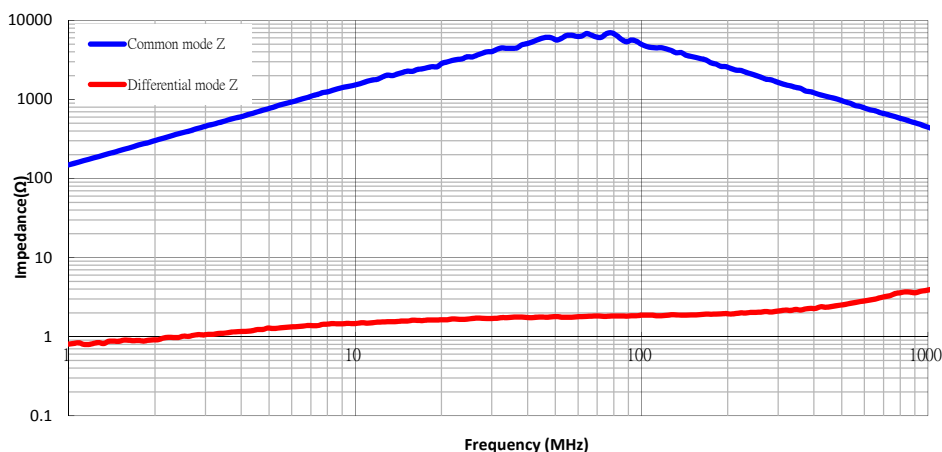
4-2 Characteristics(Reference)

4-2-1 Z v.s. Freq.

CMF4532L-1R0-2P-T



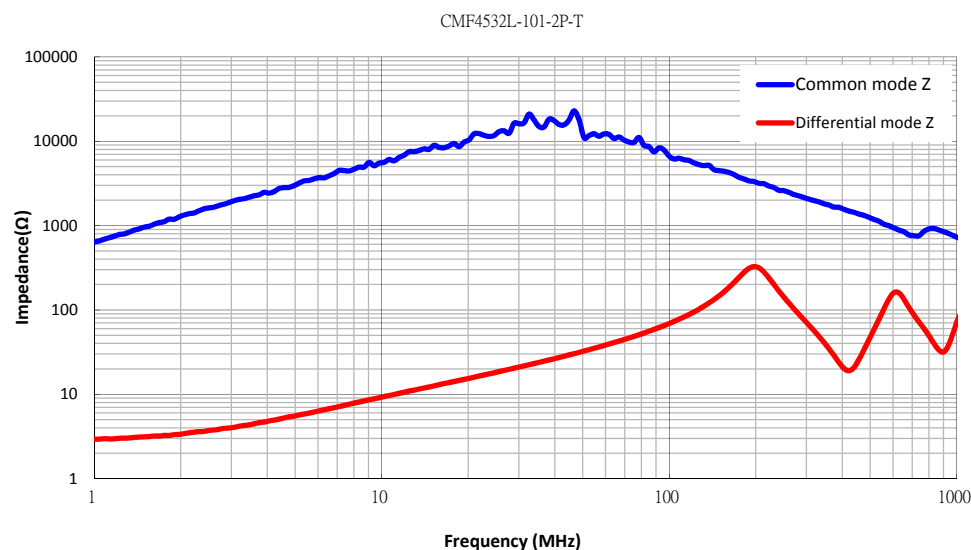
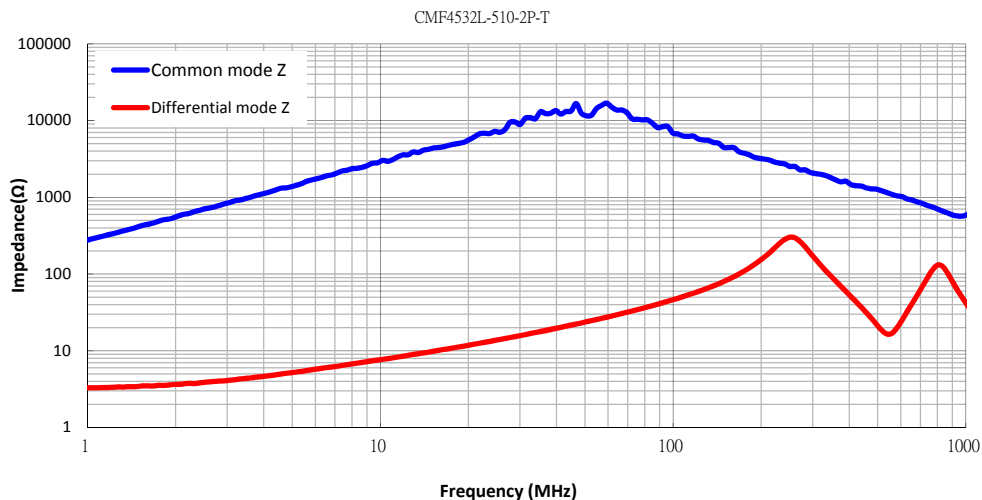
CMF4532L-220-2P-T





4-2 Characteristics(Reference)

4-2-1 Z v.s. Freq.



PRODUCT SPECIFICATION

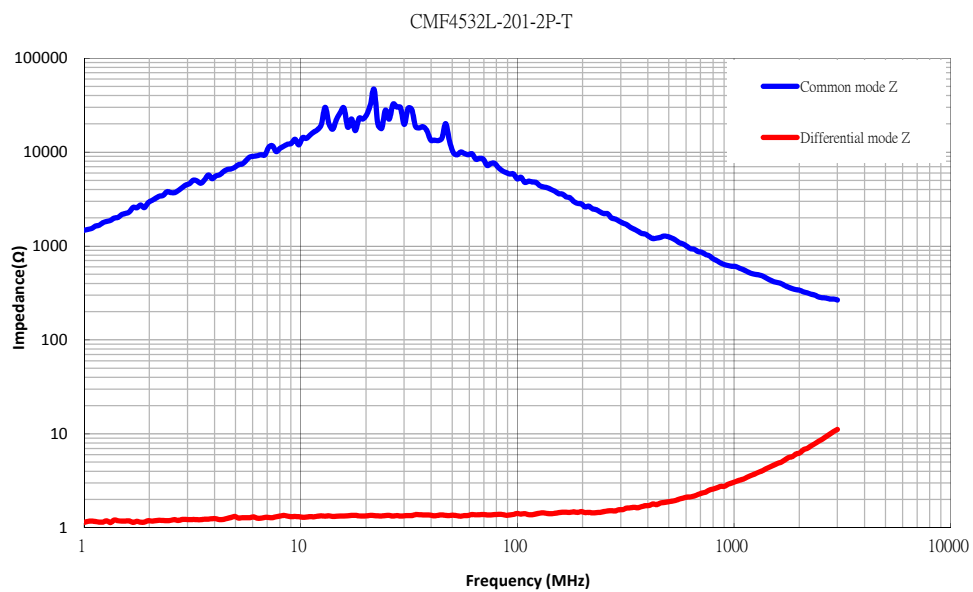
SPEC. NO.

T-0602-154D



4-2 Characteristics(Reference)

4-2-1 Z v.s. Freq.



PRODUCT SPECIFICATION

SPEC. NO.

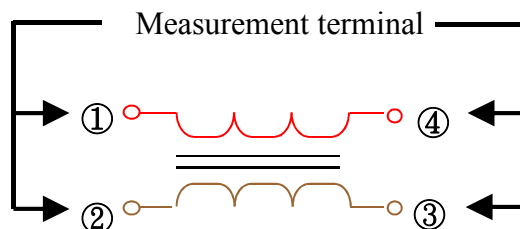
T-0602-154D



4-3 Test Equipment

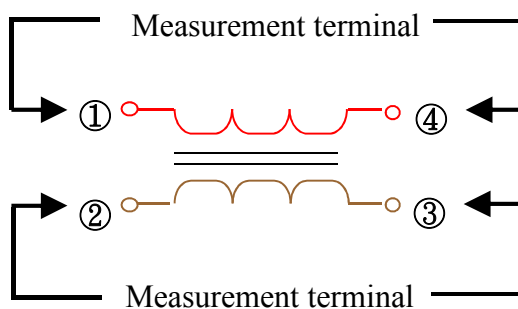
4-3-1 Inductance

Measured by using Agilent HP4284A Precision LCR Meter.



4-3-2 DC Resistance

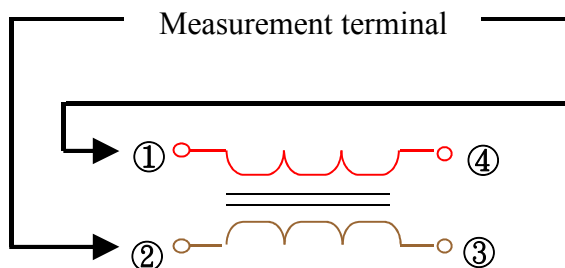
Measured by using Chroma 16502 mill ohm meter.



4-3-3 Insulation Resistance

Measured by using Chroma 19073

Measurement voltage : 50v ,Measurement time : 60 sec.

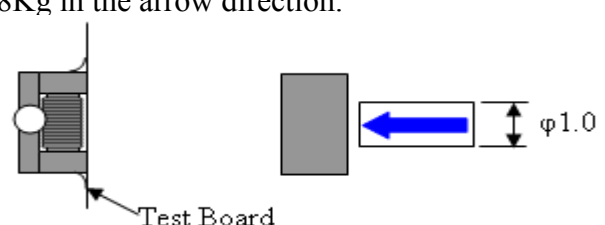
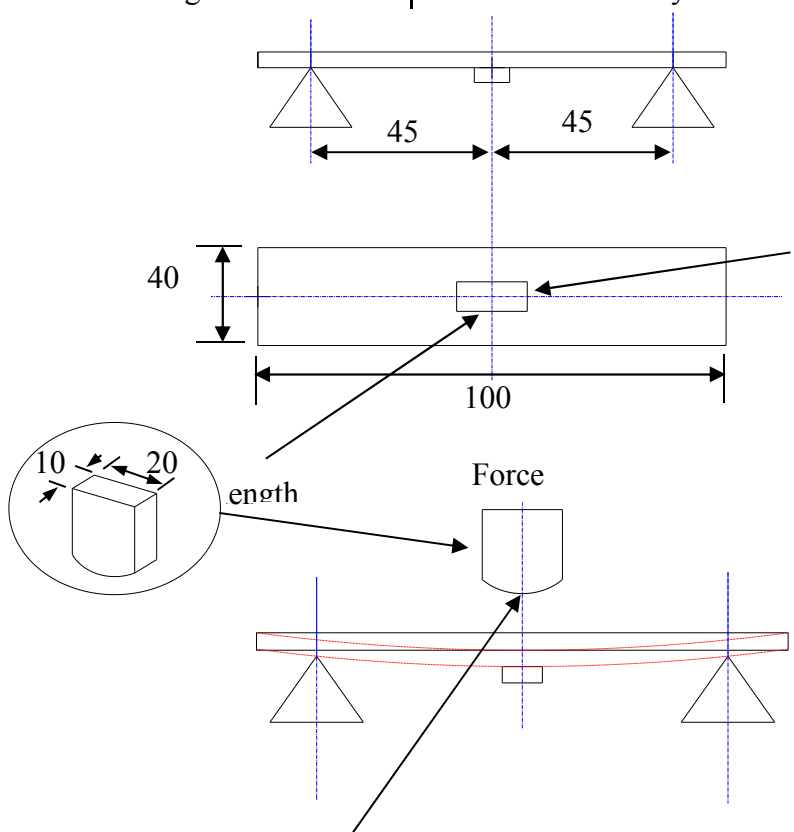


PRODUCT SPECIFICATION

SPEC. NO.
T-0602-154D



5. Reliability Test

Operating temperature : -40 to +125°C		Storage temp and humidity : 20~25°C ,60%RH max.
Item	Specifications	Test conditions
Solder ability	It can be connected on the Recommendation soldering condition	Apply cream solder to the test circuit board . It is mounted on the recommendation soldering condition. Dip pads in flux and dip in solder pot(96.5 Sn/3.5 Ag solder) at 255°C ±5°C.
Terminal strength	The terminal electrode and the ferrite must not be damaged.	Solder a chip to test substrate , and then laterally apply a load 1.8Kg in the arrow direction. 
Strength on pc board bending	The terminal electrode and the ferrite must not be damaged.	Soldering a chip to a test substrate , bend the substrate by 2mm and then return.  Dimensions in mm R10 Test board : Glass base epoxy multiplayer board pc board pattern. PC board pattern : Recommended PC board pattern.

PRODUCT SPECIFICATION

SPEC. NO.
T-0602-154D



Item	Specifications	Test conditions
High temperature resistance	Appearance : Ferrite shall not be damaged. initial value. insulation resistance: >10(MΩ) DC resistance : standard value	Temperature : +125±2°C Applied voltage : Rated voltage Applied current : Rated current Testing time : 500±12 hours Measurement : After placing for 24 hours min.
Humidity resistance	inside.	Temperature : +85±2°C Humidity : 90 to 95%RH Applied current : Rated current Applied voltage : Rated voltage Testing time : 500±12 hours Measurement : After placing for 24 hours min.
Thermal shock		Temperature : -40°C ,+125°C kept stabilized for 30 minutes each. Cycle : 100 cycle Measurement : After placing for 24 hours min.
Low temperature resistance		Temperature : -40±2°C Testing time : 500±12 hours Measurement : After placing for 24 hours min.
Vibration	Appearance : Ferrite shall not be damaged.	Frequency : 10 to 50 Hz Amplitude : 1.52 mm Dimension and times : X ,Y and Z directions for 2 hours each.

PRODUCT SPECIFICATION

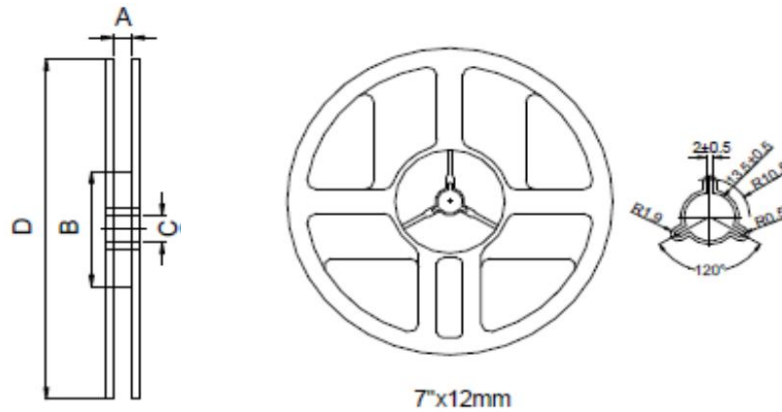
SPEC. NO.

T-0602-154D



6. Reel Dimension & Tape Dimension

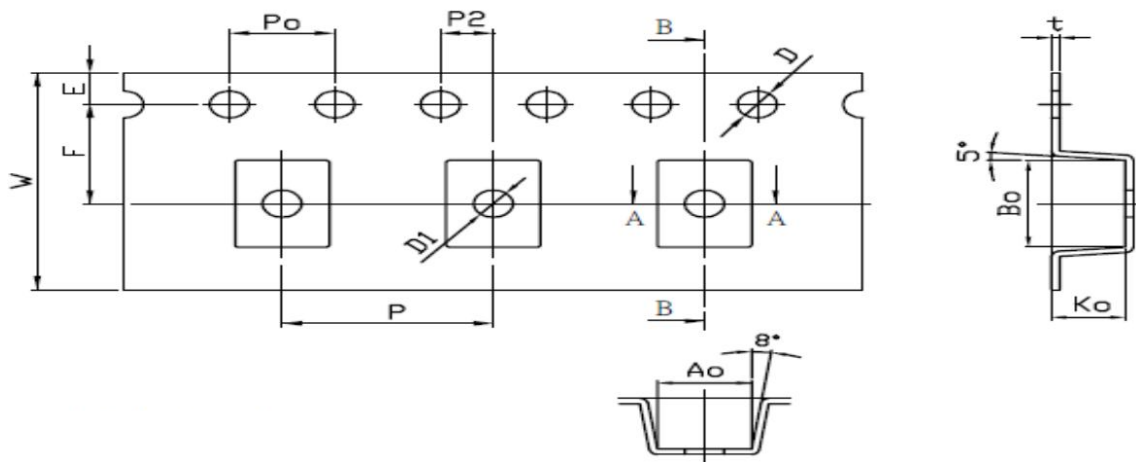
6-1 Reel Dimensions



Unit: mm

A	B	C	D
13.2±0.5	60±2	13±0.5	180±2

6-2 Tape Dimensions



Symbol	W	P	E	F	P2	D	D1	Po	10Po
Dimension	12.00	8.00	1.75	5.50	2.00	1.50	1.50	4.00	40.00
SPEC.	±0.1	±0.1	±0.1	±0.05	±0.05	+0.10 -0.00	±0.1	±0.1	±0.2
Symbol	Ao	Bo	Ko	t					
Dimension	3.57	4.80	2.80	0.30					
SPEC.	±0.1	±0.1	±0.1	±0.05					

PRODUCT SPECIFICATION

SPEC. NO.

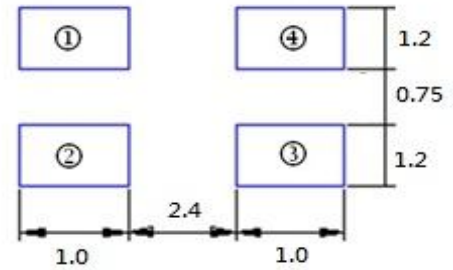
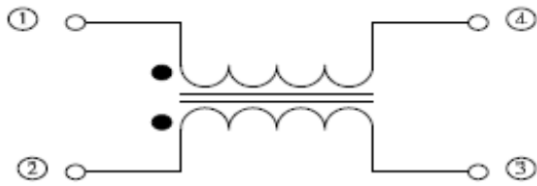
T-0602-154D



6-3 Packaging Quantity

500pcs/reel

7. Equivalent Circuit & Recommended Footprint



X-ON Electronics

Largest Supplier of Electrical and Electronic Components

Click to view similar products for [Common Mode Chokes / Filters](#) category:

Click to view products by [EMTEK](#) manufacturer:

Other Similar products are found below :

[74279408](#) [PE-62911NL](#) [PE-64683](#) [RD5122-6-9M6](#) [RGCMF1210900H3T](#) [ST6118T-R](#) [FE3X025-10-7NL](#) [T8114NLT](#) [RD5122-10-6M0](#)
[TCM0806G-350-2P-T](#) [TCM0806G-650-2P-T](#) [B2013FNLT](#) [IND-0110](#) [UAL21V07012500](#) [UAL21VR0802000](#) [UAL24VR06500CH](#)
[UALSC023000000](#) [UALSC1020JH000](#) [UALSC1520JH000](#) [UALSU10VR15019](#) [UALSU9HF060300](#) [UALSU9VD070100](#) [36-00037](#)
[5701610000](#) [UALW21HS200290](#) [UALW21HS072450](#) [UALSU9VD070400](#) [UALSU9HF050500](#) [UALSU9H0208000](#) [UAL24VK06450CH](#)
[PLT10HH401100PNB](#) [PLT10HH1026R0PNB](#) [PE-67531](#) [TLH10UB](#) [113 0R5](#) [2752045447](#) [CMS3-11-R](#) [7351V](#) [7408-RC](#) [CMF16-153131](#)
[744252510](#) [T8116NLT](#) [CMS2-10-R](#) [DLW44SN101SK2L](#) [FE2X10-4-2NL](#) [744253200](#) [744253101](#) [744252220](#) [TX8111NLT](#)
[UAL30VR3500470](#) [CTX01-19077-R](#)