

PRODUCT SPECIFICATION

新弘智

SPEC. NO: T-0602-171A

DATE: Aug.7,2018

CUSTOMER'S PRODUCT NAME:

EMTEK PRODUCT NAME:

CMF4532LC-Series AEC-Q200

THIS SPECIFICATION IS:

- FULLY ACCEPTED
 DENIED
 ACCEPTED UNDER THE FOLLOWING CONDITIONS



SIGNATURE: _____ DATE: _____

NAME(PRINT): _____

TITLE: _____

 **EMTEK CO., LTD.**

本文件內容全部或部份,未經兆欣科技股份有限公司同意不得以任何形式複製或其他用途
All rights reserved.This document or parts thereof,may not be reproduced by any means or used in any manner without written permission of EMTEK CO.,LTD.

FACTORY:
39,Chingao Rd.,(305)Hsinpu,
Hsinchu Hsien,Taiwan,R.O.C
TEL: 03-5894-433
FAX: 03-5894-523

PRODUCT SPECIFICATION AEC-Q200

SPEC. NO.

T-0602-171A

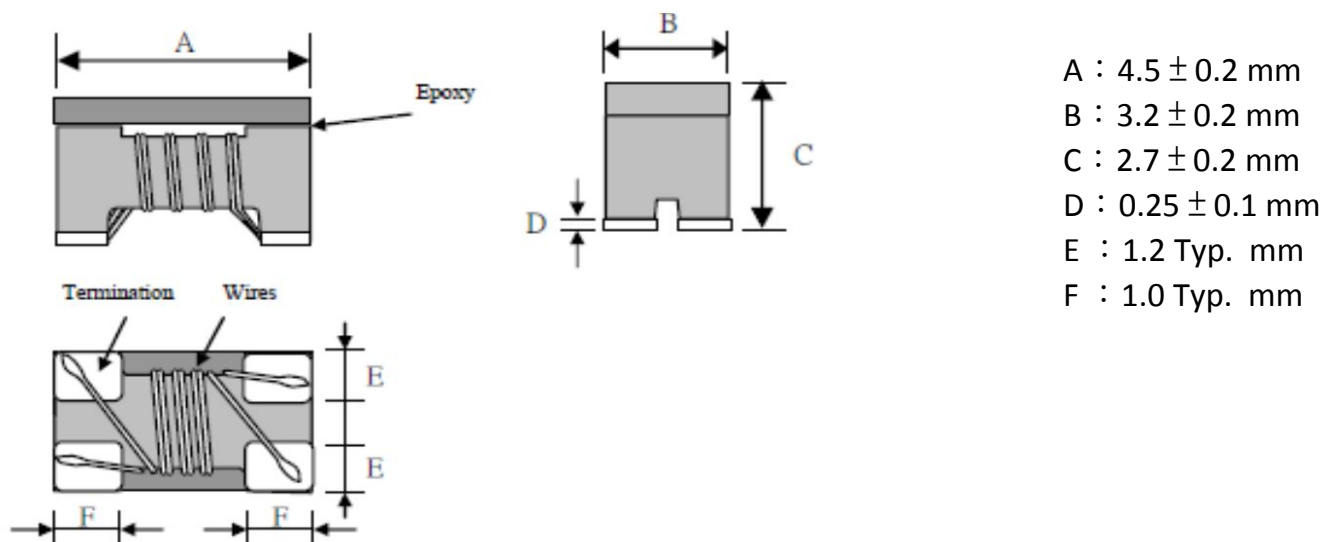
**1. Scope**

This specification applies ferrite Chip common mode filters CMF4532LC-Series to be delivered to user.

2. Product Identification

CMF 4532 LC - 101 - 2P - T
 (1) (2) (3) (4) (5) (6)

- (1) Product name
- (2) Shapes and dimensions
- (3) Automotive
- (4) Inductance 【 at 100KHz】
101:100Ω
- (5) Number of Line
2P:2-Line
- (6) For Customer Design

3. Shapes and Dimensions [Dimensions in mm]

A : 4.5 ± 0.2 mm
 B : 3.2 ± 0.2 mm
 C : 2.7 ± 0.2 mm
 D : 0.25 ± 0.1 mm
 E : 1.2 Typ. mm
 F : 1.0 Typ. mm

Drawn by	Checked by	Approved by
<i>Ch</i> Jun. 15. 2017	<i>Zhengy</i> Jun. 15. 2017	<i>Su</i> Jun. 15. 2017



4. Electrical Characteristics

4-1 Electrical Spec.

Our Product Part Number	Z(Ω) Common Mode Impedance at 10MHz		L(μ H) Common Mode Inductance at 100KHz	DCR(Ω) Max.	Idc(mA) Max.	Rated Voltage Vdc (V)Typ.	Withstand Voltage Vdc(V)	Insulation Resistance IR (M Ω)Min.
	min.	typ.						
CMF4532LC-110-2P-T	min.	300	(+50%/-30%)	0.6	250	50	125	10
	typ.	600	11					
CMF4532LC-220-2P-T	min.	500	(+50%/-30%)	1.0	200	50	125	10
	typ.	1200	22					
CMF4532LC-510-2P-T	min.	1000	(+50%/-30%)	1.0	200	50	125	10
	typ.	2800	51					
CMF4532LC-101-2P-T	min.	2000	(+50%/-30%)	2.0	150	50	125	10
	typ.	5800	100					
CMF4532LC-201-2P-T	min.	/	(+50%/-30%)	4.5	100	50	125	10
	typ.	/	200					

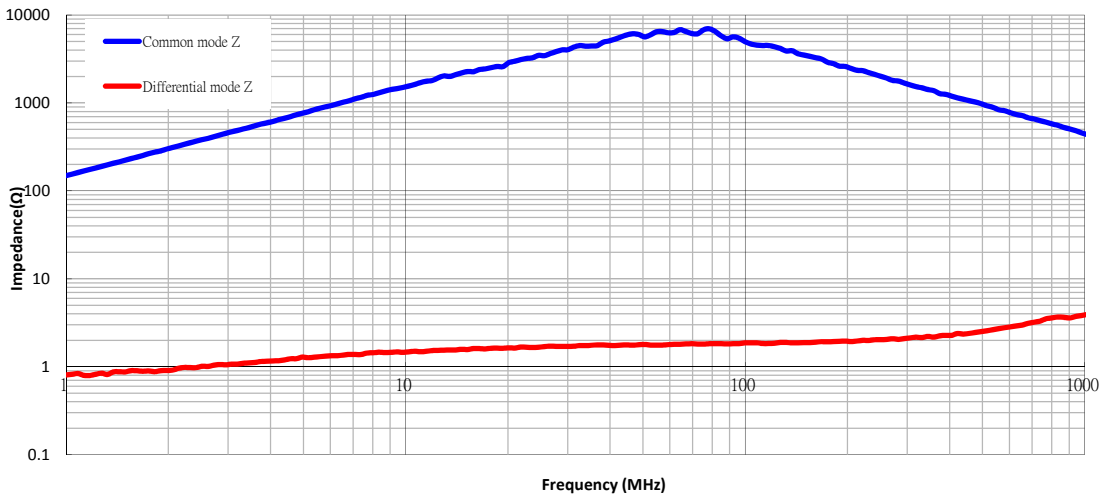
Operating temperature : -40 to 125°C

Storage temp. and humidity : -40 to +85°C · 70%RH max

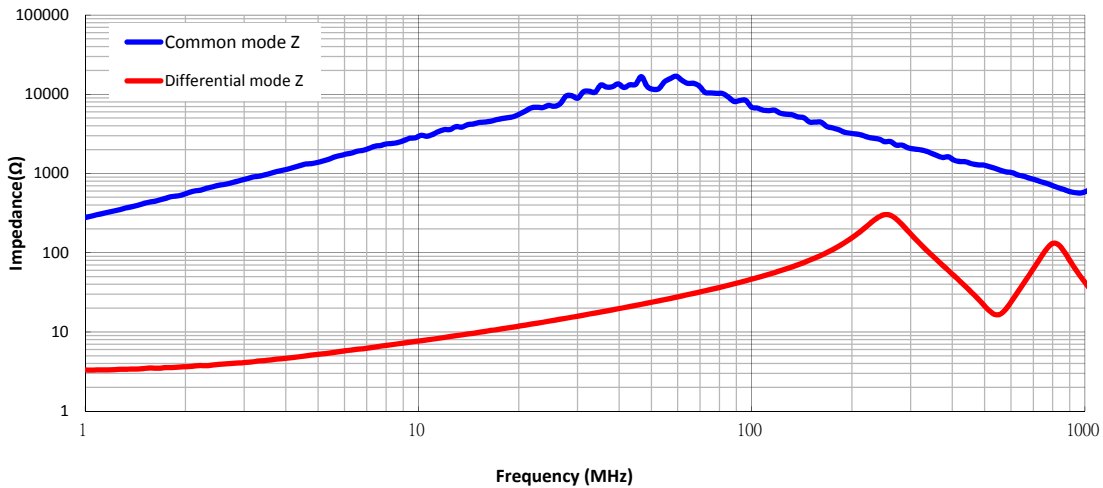
4-2 Characteristics(Reference)

4-2-1 Z v.s. Freq.

CMF4532LC-220-2P-T



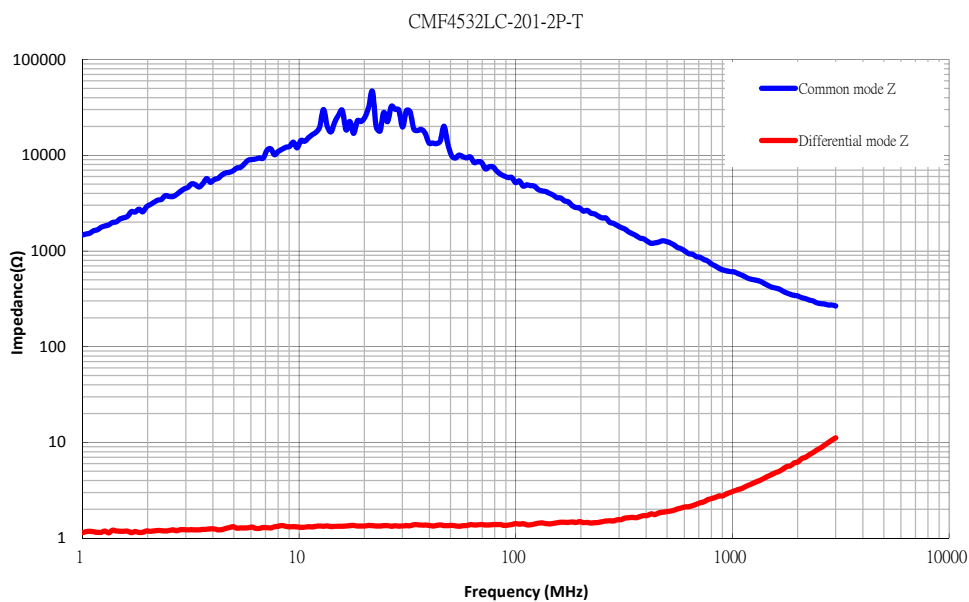
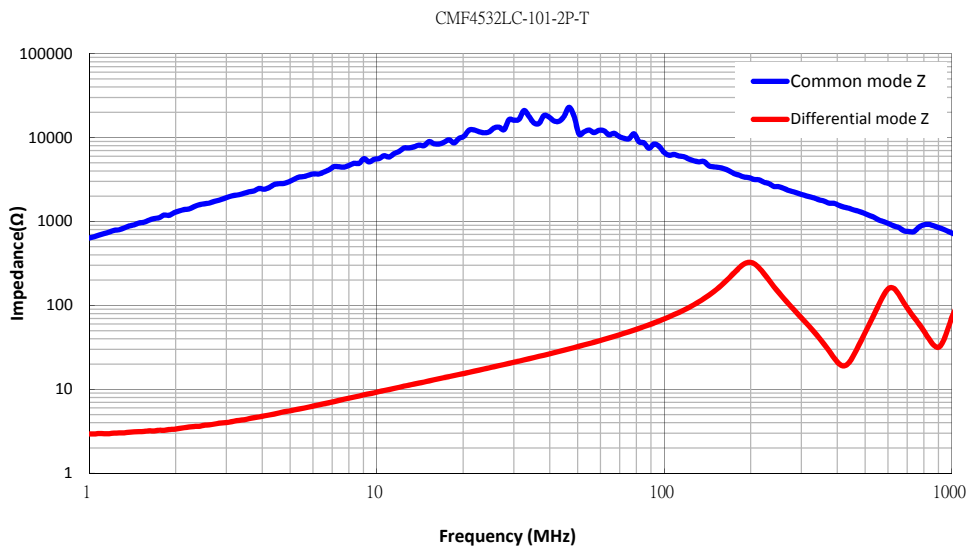
CMF4532LC-510-2P-T





4-2 Characteristics(Reference)

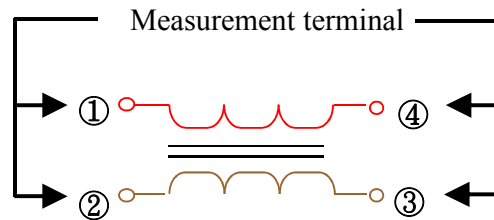
4-2-1 Z v.s. Freq.



4-3 Test Equipment

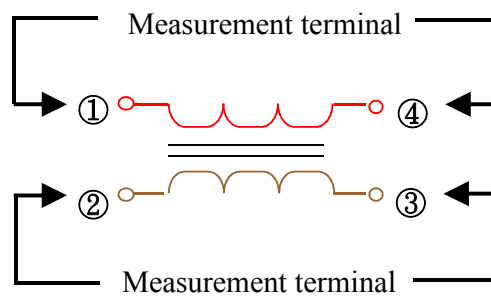
4-3-1 Inductance

Measured by using Agilent HP4284A Precision LCR Meter.



4-3-2 DC Resistance

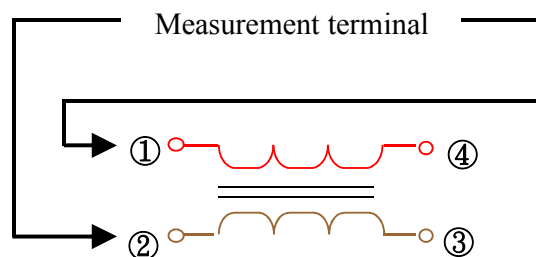
Measured by using Chroma 16502 mill ohm meter.



4-3-3 Insulation Resistance

Measured by using Chroma 19073

Measurement voltage : 50v , Measurement time : 60 sec.

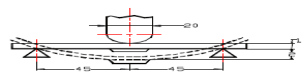
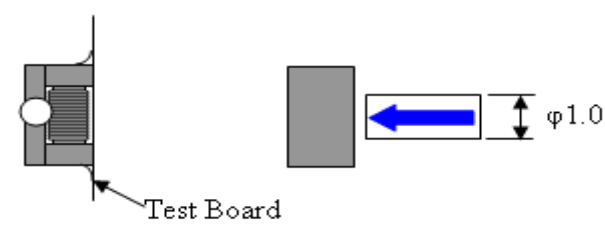


PRODUCT SPECIFICATION AEC-Q200

SPEC. NO.

T-0602-171A

**5. Reliability Test**

Operating temperature : -40 to +125°C		Storage temp and humidity : 20~25°C ,60%RH max.
Item	Specifications	Test conditions
Board Flex	The forces applied on the right conditions must not damage the terminal electrode and the ferrite.	Test device shall be soldered on the substrate Substrate Dimension: 100x40x1.6mm Deflection: 2.0mm Keeping Time: 60 sec 
Terminal strength	The chip must not damage the terminal electrode and the ferrite.	Appendix 1 Note(AEC-Q200-006):Force of 1.8 kg for 60 seconds. 
Solderability	The electrodes shall be at least 95% covered with new solder coating.	Pre-heating: 150 °C , 1min Solder Composition: Sn/3.0Ag/0.5Cu Solder Temperature: 255±5 °C Immersion Time: 4±1sec
Resistance to Soldering Heat	Appearance:No damage Inductance change shall be within ±20%.	Pre-heating: 150°C , 1min Solder Composition: Sn/Ag3.0/Cu0.5 Solder Temperature: 255±5°C Immersion Time: 10±1sec
Resistance to Solvents	There must be no change in appearance or obliteration of marking.	Inductors must withstand 6 minutes of alcohol or water.
Mechanical Shock	The forces applied on the right conditions must not damage the terminal electrode and the ferrite.	Pulse shape:Half-sine waveform Impact acceleration:100g Pulse duration : 6ms Number of shocks: 18 shocks (3 shocks for each face) Orientation:Bottom,top,left,right,front and rear faces

PRODUCT SPECIFICATION AEC-Q200

SPEC. NO.

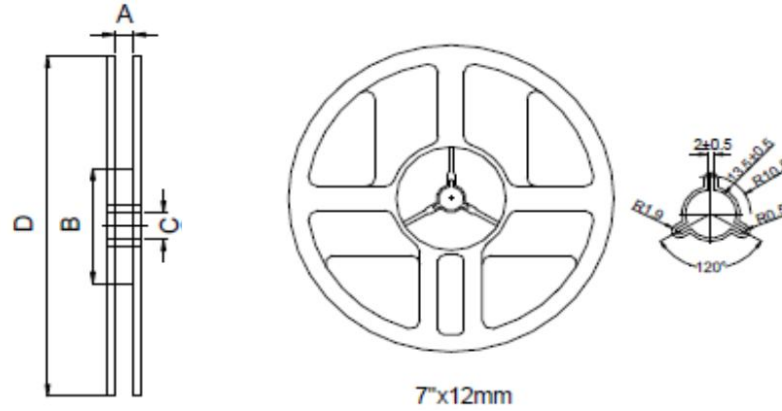
T-0602-171A



Item	Specifications	Test conditions
Vibration	Appearance:No damage Inductance change shall be within $\pm 20\%$.	Vibration waveform: Sine waveform Vibration frequency: 10Hz~2000Hz Vibration acceleration: 5g Sweep rate: 0.764386octave/minute Duration of test: 12 cycles each of 3 orientations 20 minutes for each cycle Vibration axes: X, Y & Z
High Temperature Exposure (Storage)	Appearance:No damage (for microscope of MEIJI WF10X/22) Inductance change shall be within $\pm 30\%$.	Temperature: $125\pm 3^{\circ}\text{C}$ Time: 1000hrs Measured after exposure in the room condition for 24hrs
Biased Humidity		Temperature: $85\pm 2^{\circ}\text{C}$ Relative Humidity: 85% Time: 1000hrs Measured after exposure in the room condition for 24hrs
Operational Life		Temperature : $125\pm 2^{\circ}\text{C}$ Applied Current : Rated Current Time : 1000 ± 24 hrs Measured after exposure in the room condition for 24 hrs
Temperature Cycling		Total cycles: 1000 cycles Temperature Cycling Test Conditions : -40 to $+125^{\circ}\text{C}$ Soak Mode Condition : 30 minutes Measured after exposure in the room condition for 24hrs

6. Reel Dimension & Tape Dimension

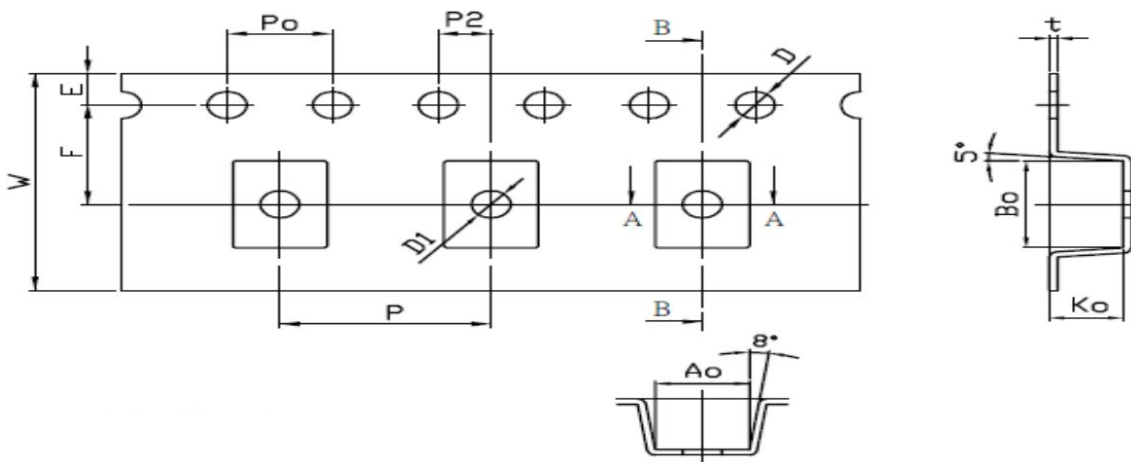
6-1 Reel Dimensions



Unit: mm

A	B	C	D
13.2±0.5	60±2	13±0.5	180±2

6-2 Tape Dimensions



Symbol	W	P	E	F	P2	D	D1	Po	10Po
Dimension	12.00	8.00	1.75	5.50	2.00	1.50	1.50	4.00	40.00
SPEC.	±0.1	±0.1	±0.1	±0.05	±0.05	+0.10 -0.00	±0.1	±0.1	±0.2
Symbol	Ao	Bo	Ko	t					
Dimension	3.57	4.80	2.80	0.30					
SPEC.	±0.1	±0.1	±0.1	±0.05					

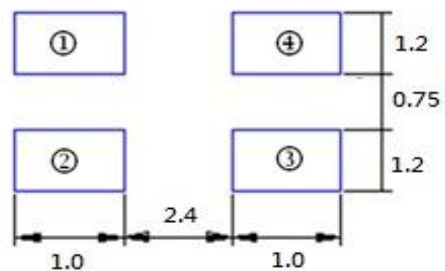
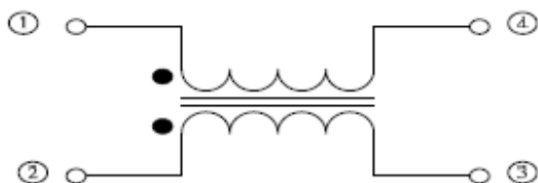
PRODUCT SPECIFICATION AEC-Q200

SPEC. NO.

T-0602-171A

**6-3 Packaging Quantity**

500pcs/reel

7. Equivalent Circuit & Recommended Footprint

X-ON Electronics

Largest Supplier of Electrical and Electronic Components

Click to view similar products for [Common Mode Chokes / Filters](#) category:

Click to view products by [EMTEK](#) manufacturer:

Other Similar products are found below :

[74279408](#) [PE-62911NL](#) [PE-64683](#) [RD5122-6-9M6](#) [RGCMF1210900H3T](#) [ST6118T-R](#) [FE3X025-10-7NL](#) [T8114NLT](#) [RD5122-10-6M0](#)
[TCM0806G-350-2P-T](#) [TCM0806G-650-2P-T](#) [B2013FNLT](#) [IND-0110](#) [UAL21V07012500](#) [UAL21VR0802000](#) [UAL24VR06500CH](#)
[UALSC023000000](#) [UALSC1020JH000](#) [UALSC1520JH000](#) [UALSU10VR15019](#) [UALSU9HF060300](#) [UALSU9VD070100](#) [36-00037](#)
[5701610000](#) [UALW21HS200290](#) [UALW21HS072450](#) [UALSU9VD070400](#) [UALSU9HF050500](#) [UALSU9H0208000](#) [UAL24VK06450CH](#)
[PLT10HH401100PNB](#) [PLT10HH1026R0PNB](#) [PE-67531](#) [TLH10UB](#) [113 0R5](#) [2752045447](#) [CMS3-11-R](#) [7351V](#) [7408-RC](#) [CMF16-153131](#)
[744252510](#) [T8116NLT](#) [CMS2-10-R](#) [DLW44SN101SK2L](#) [FE2X10-4-2NL](#) [744253200](#) [744253101](#) [744252220](#) [TX8111NLT](#)
[UAL30VR3500470](#) [CTX01-19077-R](#)