

LCF0603 Series Type

SMD Inductor for Power Line

FEATURES

- Utilizing a miniaturized winding structure.
- These products provide low DC resistance and high current.
- Precision inductance tolerance is available.



APPLICATIONS

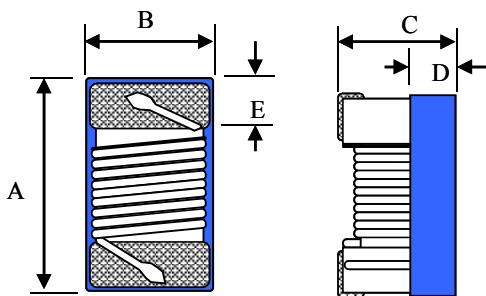
- Personal computers, Hard disk drives
- xDSL modem and Cable modem
- Digital camera and other electronic equipment

PRODUCT IDENTIFICATION

LCF 0603 - 1R0 K - T

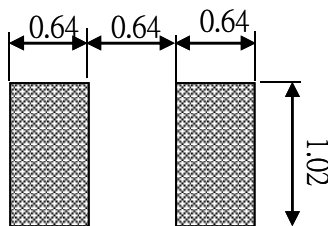
- | | |
|--------------------------|--------------------------------|
| (1) Product name | (4) Tolerance |
| (2) Dimension | J : $\pm 5\%$; K : $\pm 10\%$ |
| (3) Inductance | (6) Taping style |
| 1R0 : 1.0uH ; 100 : 10uH | T : Taping ; None : Bulk |

SHAPES AND DIMENSIONS(Unit:mm)



- A max. : 1.80 mm
- B max. : 1.20 mm
- C max. : 1.10 mm
- D ref. : 0.45 mm
- E : 0.33 ± 0.1 mm

RECOMMENDED FOOTPRINT(Unit:mm)



LCF0603-Series

SMD Inductor for Power Line

ELECTRICAL CHARACTERISTICS

Our Product Part Number	Inductance (uH)/MHz	Inductance Tolerance	Q/MHz Min.	SRF(Min.) (MHz)	RDC (Ω)Max.	Idc Max. (mA)	Irms Typ. (mA)	Color Coding
LCF0603-47N□-T	0.047/7.9	K	12/7.9	2000	0.075	1800	1600	White
LCF0603-51N□-T	0.051/7.9	J	12/7.9	1500	0.075	1800	1500	Violet
LCF0603-68N□-T	0.068/7.9	J	12/7.9	1500	0.12	1800	1400	Gray
LCF0603-72N□-T	0.072/7.9	K	12/7.9	1500	0.12	1800	1400	Brown
LCF0603-R10□-T	0.10/7.9	K	12/7.9	1150	0.13	1700	1300	Black
LCF0603-R12□-T	0.12/7.9	J,K	12/7.9	1100	0.15	1700	1300	Orange
LCF0603-R15□-T	0.15/7.9	J,K	15/7.9	1050	0.15	1600	1200	Brown
LCF0603-R18□-T	0.18/7.9	J,K	15/7.9	950	0.15	1500	1100	Green
LCF0603-R22□-T	0.22/7.9	J,K	15/7.9	900	0.30	1200	940	Red
LCF0603-R24□-T	0.24/7.9	J,K	15/7.9	850	0.16	1460	1000	Green
LCF0603-R27□-T	0.27/7.9	J,K	15/7.9	835	0.30	1460	950	Yellow
LCF0603-R33□-T	0.33/7.9	J,K	15/7.9	725	0.40	1420	940	Orange
LCF0603-R39□-T	0.39/7.9	J,K	15/7.9	680	0.41	1400	860	Blue
LCF0603-R47□-T	0.47/7.9	J,K	15/7.9	640	0.43	1400	820	Black
LCF0603-R56□-T	0.56/7.9	J,K	15/7.9	630	0.44	1400	770	Brown
LCF0603-R68□-T	0.68/7.9	J,K	15/7.9	510	0.52	1340	730	Red
LCF0603-R78□-T	0.78/7.9	J,K	15/7.9	465	0.63	1300	730	Orange
LCF0603-R82□-T	0.82/7.9	J,K	15/7.9	460	0.69	1200	660	Yellow
LCF0603-1R0□-T	1.0/7.9	J,K	15/7.9	320	0.81	1100	630	Green
LCF0603-1R2□-T	1.2/7.9	J,K	15/7.9	270	0.87	1000	540	Blue
LCF0603-1R5□-T	1.5/7.9	J,K	15/7.9	230	0.96	920	560	Violet
LCF0603-1R8□-T	1.8/7.9	J,K	15/7.9	210	1.10	900	500	Gray
LCF0603-2R2□-T	2.2/7.9	J,K	15/7.9	115	1.20	740	500	White
LCF0603-2R7□-T	2.7/7.9	J,K	15/7.9	100	1.38	700	460	Black
LCF0603-3R3□-T	3.3/7.9	J,K	15/7.9	84	1.50	680	420	Brown
LCF0603-3R9□-T	3.9/7.9	J,K	15/7.9	75	1.50	600	400	Red
LCF0603-4R7□-T	4.7/7.9	J,K	15/7.9	67	2.10	580	350	Orange
LCF0603-5R6□-T	5.6/7.9	J,K	15/7.9	55	2.37	540	340	Yellow
LCF0603-6R8□-T	6.8/7.9	J,K	15/7.9	48	3.10	500	330	Green
LCF0603-7R8□-T	7.8/7.9	J,K	15/7.9	40	3.35	460	320	Blue
LCF0603-8R2□-T	8.2/7.9	J,K	15/7.9	38	3.50	440	300	Violet
LCF0603-100□-T	10/7.9	J,K	15/7.9	32	4.46	400	250	Gray

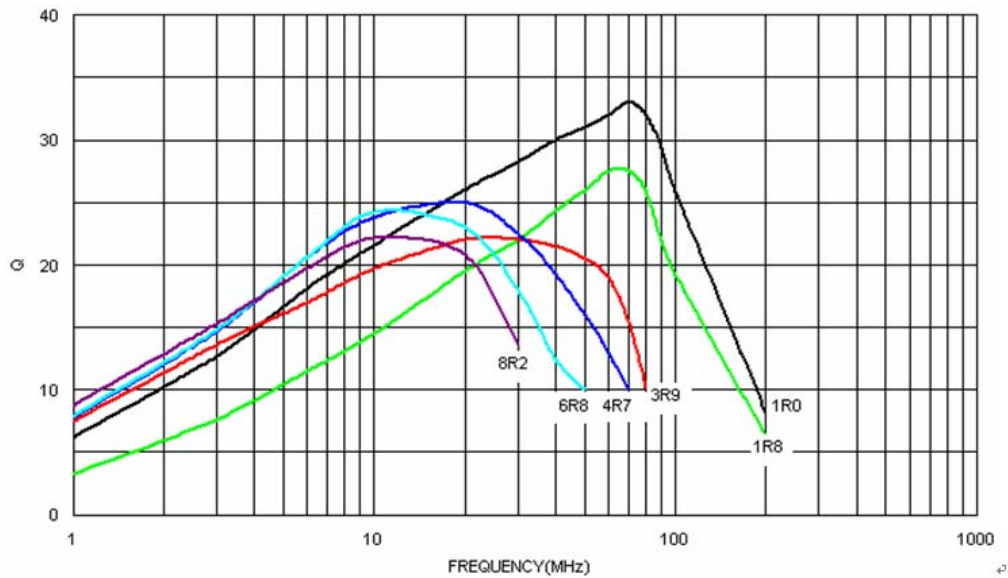
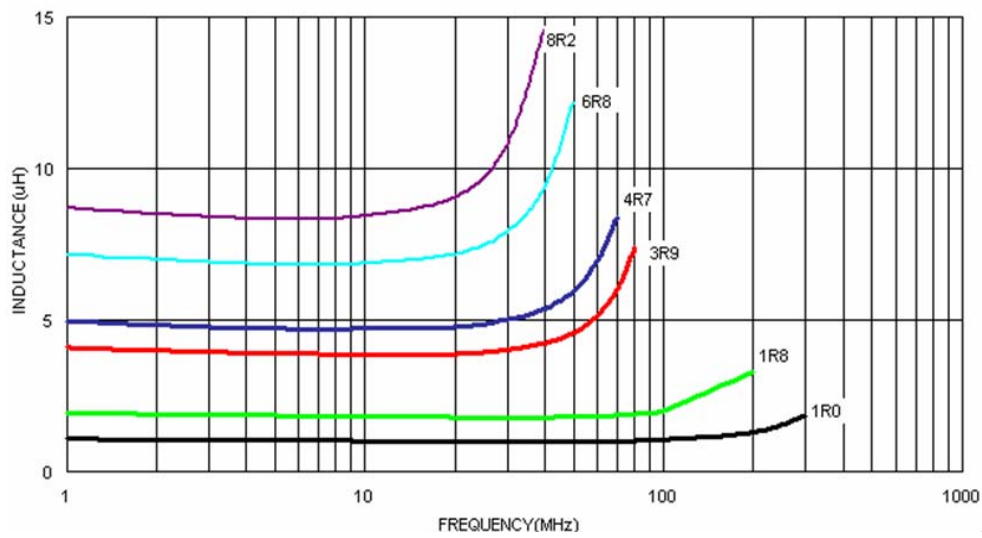
1. When ordering, please specify tolerance and packaging codes. Ex: LCF0603-1R0J-T
Tolerance : J = ±5% , K = ±10%
Packaging : Clear tape and reel { standard }.*
2. L , Q 、 SRF : Agilent/HP E4991A+ Agilent/HP16197A
(The electrical specification test by the smallest gap position) or HP16193A
3. Rdc : DIGITAL MILLIOHM METER Chroma 16502, or equivalent.
4. Idc for Inductance drop 10% from its value without current.
5. Operating temperature range from -25°C to 85°C.
6. Packaging quantity: 4000 pcs/reel

LCF0603 Series Type

SMD Inductor for Power Line

ELECTRICAL CHARACTERISTICS

Characteristics(L,Q vs. Frequency)



X-ON Electronics

Largest Supplier of Electrical and Electronic Components

Click to view similar products for [Fixed Inductors](#) category:

Click to view products by [EMTEK](#) manufacturer:

Other Similar products are found below :

[CR32NP-100KC](#) [CR32NP-151KC](#) [CR32NP-180KC](#) [CR32NP-181KC](#) [CR32NP-1R5MC](#) [CR32NP-390KC](#) [CR32NP-3R9MC](#) [CR32NP-680KC](#) [CR32NP-820KC](#) [CR32NP-8R2MC](#) [CR43NP-390KC](#) [CR43NP-560KC](#) [CR43NP-680KC](#) [CR54NP-181KC](#) [CR54NP-470LC](#) [CR54NP-820KC](#) [CR54NP-8R5MC](#) [70F224AI](#) [MGDQ4-00004-P](#) [MHL1ECTTP18NJ](#) [MHQ1005P10NJ](#) [MHQ1005P1N0S](#) [MHQ1005P2N4S](#) [MHQ1005P3N6S](#) [MHQ1005P5N1S](#) [MHQ1005P8N2J](#) [PE-51506NL](#) [PE-53601NL](#) [PE-53602NL](#) [PE-53630NL](#) [PE-53824SNLT](#) [PE-92100NL](#) [PG0434.801NLT](#) [PG0936.113NLT](#) [9220-20](#) [9310-16](#) [PM06-2N7](#) [PM06-39NJ](#) [A01TK](#) [1206CS-471XJ](#) [HC2LP-R47-R](#) [HC2-R47-R](#) [HC3-2R2-R](#) [HCF1305-3R3-R](#) [1206CS-151XG](#) [RCH664NP-140L](#) [RCH664NP-4R7M](#) [RCH8011NP-221L](#) [RCP1317NP-332L](#) [RCP1317NP-391L](#)